

Learning styles

And how we can use them



AUDITORY

Auditory learners make up **30%** of the population.

If you're an auditory learner information comes in best through your ears, from speeches, presentations or audio books. You have a knack for foreign languages and benefit from study groups.



VISUAL

Visual learners make up **65%** of the population.

They tend to be neat and tidy, excellent spellers and quick to read charts. Visual learners also tend to be the fastest talkers.



KINESTHETIC


Kinesthetic make up just **5%** of the population.

They are primarily male and love anything hands-on. These learners are often skilled athletes or musicians and are drawn to construction projects, science experiments and field trips.

Auditory

Visual


Kinesthetic



images

words Read/Write





A-PP-L-E



AUDITORY

-talking and listening to others

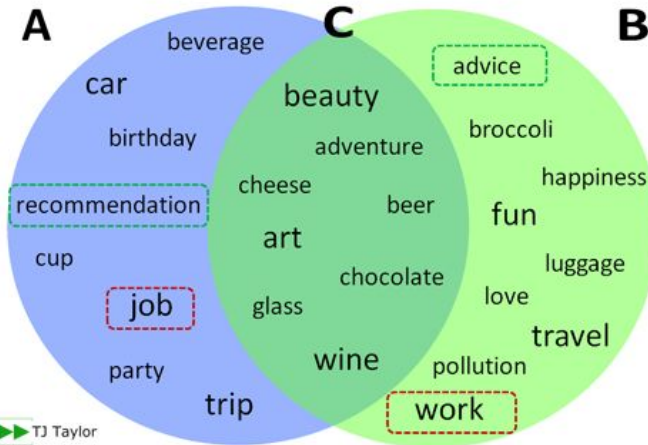
-songs and movies

-repeat the words with your voice



VISUAL

- underlining, different colours, highlighters
- Diagrams, tables
- Pictures, videos
- Draw things, tables
- Put the words on stickers in a visible place



READ/WRITE

-Write out the words, words families, tables

-Dictionaries with definitions

-readings for pleasure

-Essays.

-Express your opinion. Diagrams, graphs ...

into statements, e.g. "The trend is..."



KINESTHETIC

-real-life examples (try to find the words in the real world).

Use physical objects as much as possible.

-Play. You will remember the “real” things that happened.

use touch, action, movement and hands-on work

in your learning activities.

