


# Alphabet

## Upper and Lower Case

### Matching






By Megan  
McMenimen









TEACHER  
FRIENDLY  
Resources












- Print out the flowers and bees in either color or black and white.
- Cut out each image individually and laminate (if desired) for multiple uses.
- Have students match upper and lower case letters.


































(Flowers and Bees) Alphabet  
Upper and Lower Case  
Matching

Copyright © [Teacher Friendly Resources](#) 2017  
All right reserved by the author. Permission to  
copy for classroom use only. Thank you so  
much! Megan McMenimen

Graphics from:

<http://www.teacherspayteachers.com/Store/Krista-Wallden>

<https://www.teacherspayteachers.com/Store/Nicole-Shelby>