

Special features of English phonetics teaching

RODIONOV EGOR
5TH YEAR STUDENT
GROUP FMK/SO291-5/1

The drawbacks of the Soviet education.

1. STRICT PHONETICS REGULATIONS.

RESULT: IGNORING DIFFERENT VARIANTS OF ENGLISH.



2. ISOLATION DUE TO THE “IRON CURTAIN”.

RESULT: IMPOSSIBILITY TO PRACTICE ENGLISH SPEECH WITH NATIVE SPEAKERS.



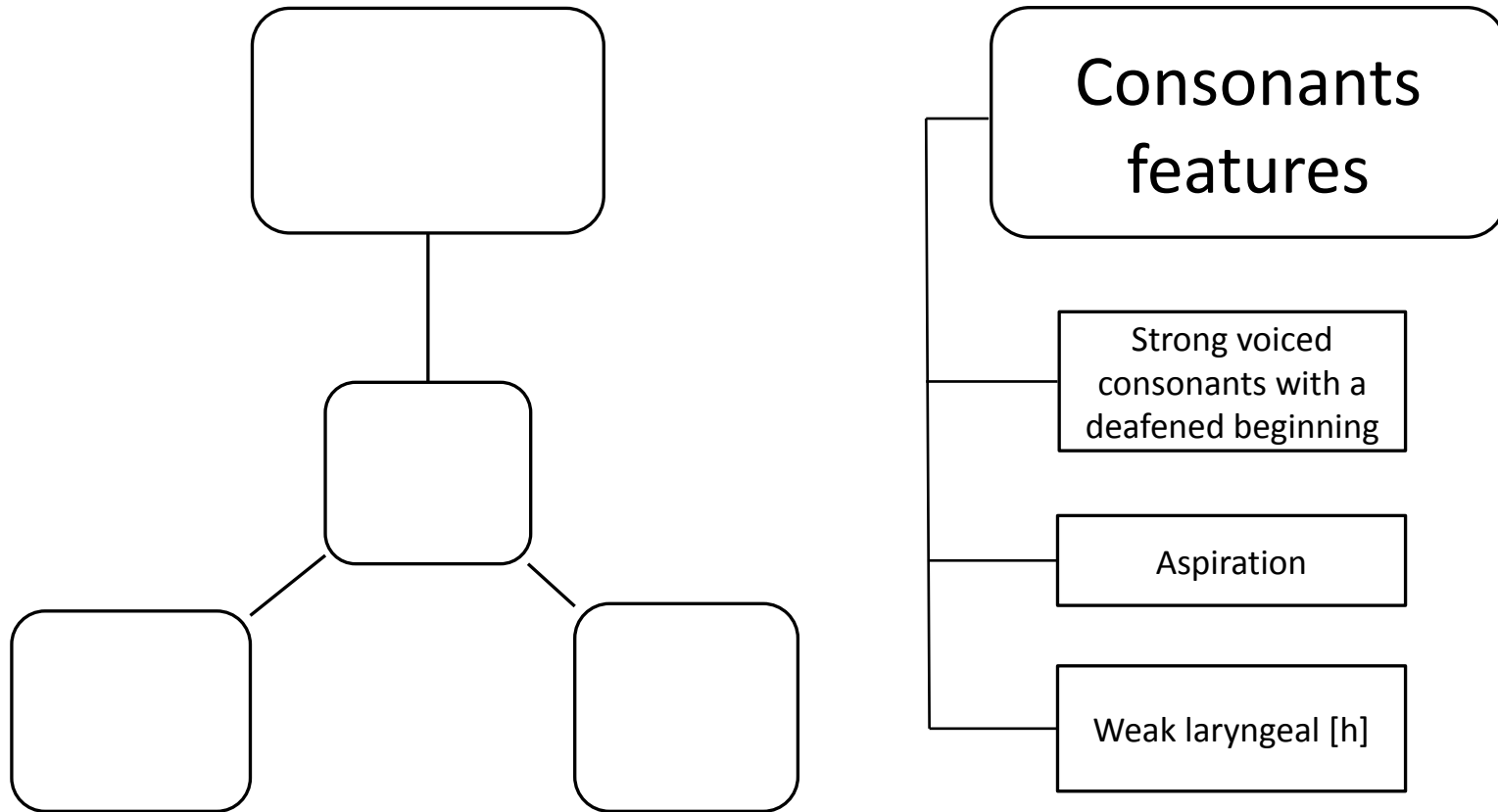
Creation of the theoretical framework:

- Highlight the issue of the time management organization.
- Give a description of the imitation mechanisms.
- Include supportive information about teaching.

Developing general features of the English voice:

1. Put a light object between the lips.
2. Use the “yawning” voice while counting.
3. Do the breathing exercises.
4. Exaggerate the length of long open vowels and diphthongs.
5. Practice rhythmic sentences with frequent [t], [d] and [n].

Teaching the English vowels and consonants.



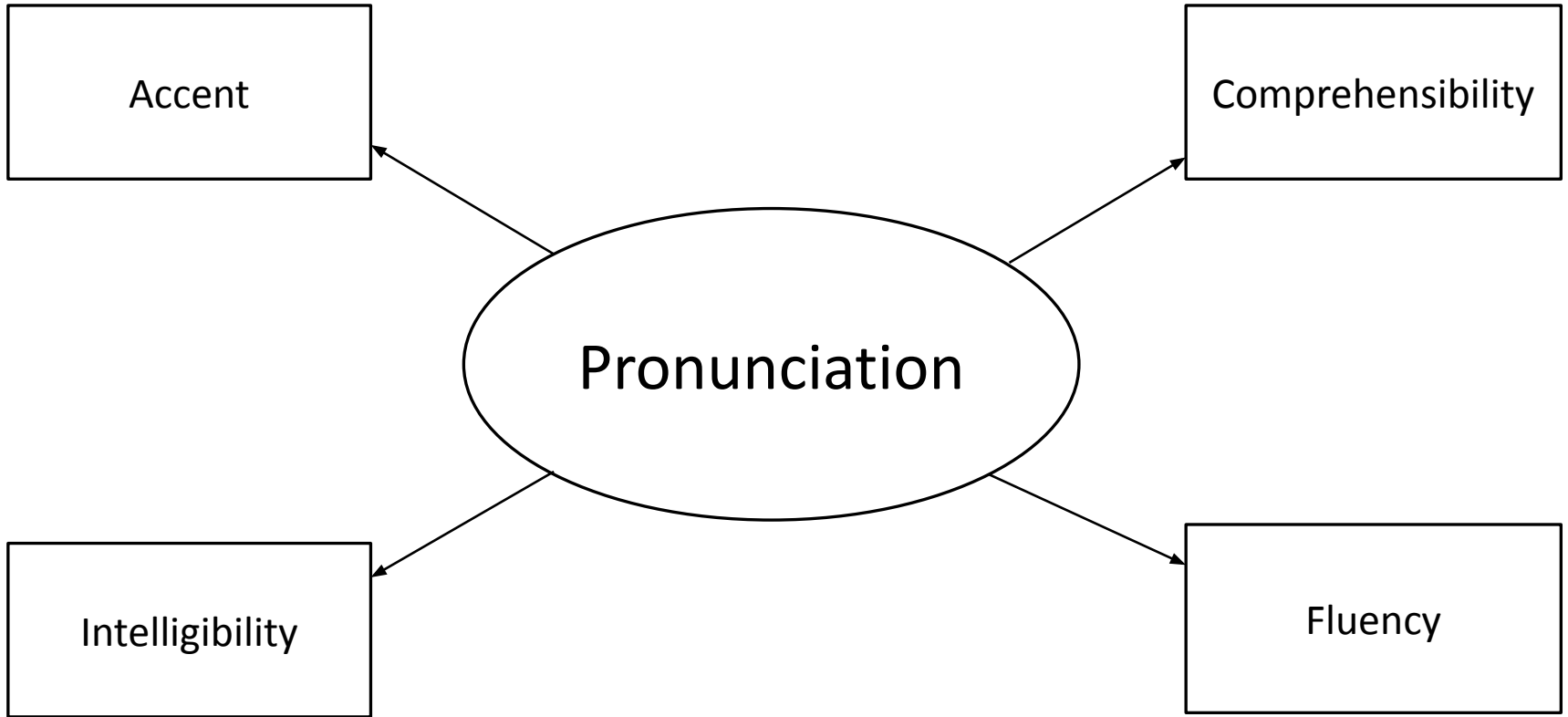
Aim of pronunciation learning

TEACHING A PERFECT
NATIVE ACCENT



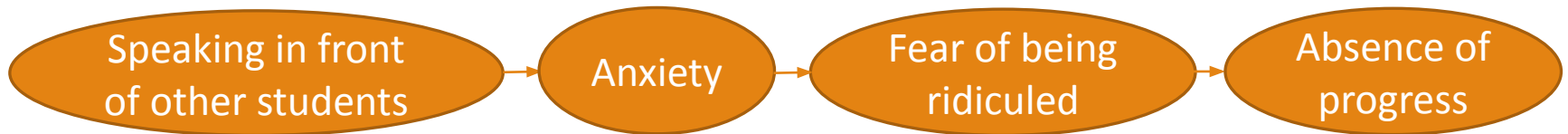
TEACHING HOW TO
PRONOUNCE SOUNDS
ACCURATELY





Dealing with students' insecurity.

Problem:



Solutions:

- 1) Convince the students that their ego is safe.
- 2) Avoid tasks and situations evoking high anxiety.

General tips:

- Teach a wide variety of accents.
- Let students hear and recognize sound features **before** forcing them to produce these features.
- Correct students' pronunciation.
- Focus on the most difficult phonemes.
- Put a copy of the phonemic chart on the classroom wall.
- Introduce phonemic symbols a few at a time.

Thank you
for your attention

