



Zholdabayeva Aida
2-009 Stom

Dental clinics

The Dental Clinic offers a wide range of preventive and diagnostic services including complete dental exams, urgent dental evaluations, dental x-rays, oral cancer screening, fluoride treatments, periodontal therapy, sealants, dental education and consultation. The Dental Clinic does not provide other dental treatment services but can refer you to services in the community for treatment of dental problems.

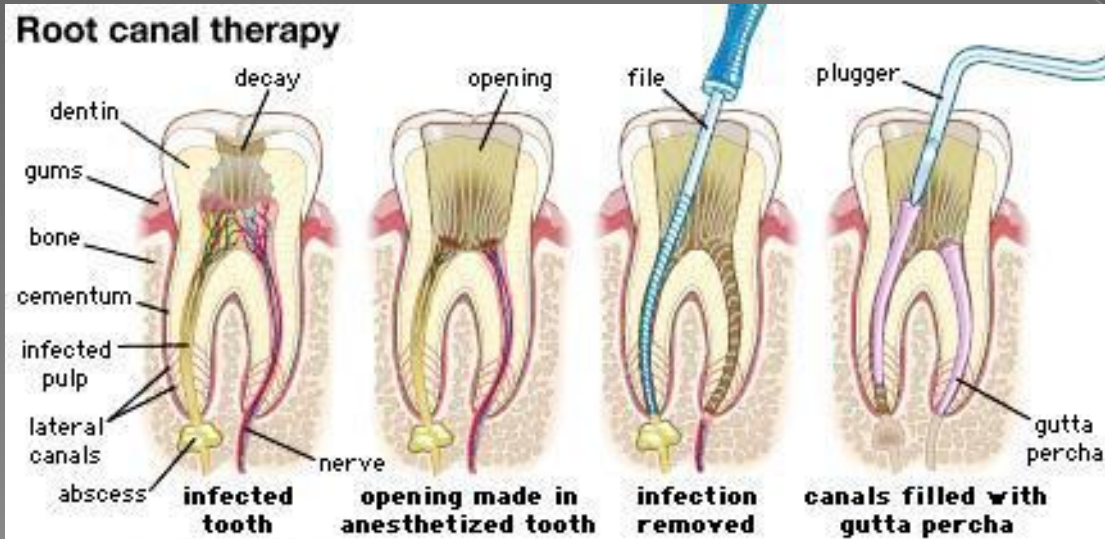


Kinds of dental care

- ◉ Endodontics: Root canal treatment and related surgery is provided for diseases of the pulp and bone and injuries to the teeth to preserve healthy teeth in a natural state.
- ◉ Faculty General Practice: Comprehensive dental care is provided by faculty general dentists in a private practice setting.
- ◉ Family Dentistry: Simulating private practice, dental students provide comprehensive dental treatment.
- ◉ Implant Screening Clinic: Patients are screened by a team of specialists from the departments of Prosthodontics, Periodontics, and Oral & Maxillofacial Surgery. A team approach to implant dentistry offers the most predictable treatment. During the entire implant process, the surgical and prosthetic teams work together.
- ◉ Operative Dentistry: Comprehensive treatment of dental problems involving the teeth utilizing both preventive and restorative options. New remineralization techniques can often prevent the necessity of restoring teeth. When needed, restorative techniques may include conventional filling materials such as gold and amalgam but are increasingly centered on tooth colored materials such as composite resin and porcelain. These techniques can involve high technology procedures such as CAD-CAM restorations. Many procedures in Operative Dentistry such as whitening and bonding in combination with the new esthetic materials, can provide the patient with affordable options for the solution to many tooth related esthetic problems.

Kinds of dental care

- ◉ Oral and Maxillofacial Surgery: Providing diagnosis and surgical treatment of diseases, injuries, and defects of the teeth and mouth.
- ◉ Oral Pathology, Radiology and Medicine: Treating pain and problems associated with the temporomandibular joint (TMJ), as well as infections of the mouth. Diagnostic services include radiographs (x rays), clinical and laboratory studies, and comprehensive examinations. Treatment services are provided in the Radiology Clinic, the specialized Pain Clinic, and the Mucosal Disease Clinic (soft tissue of the head and neck region).
- ◉ Orthodontics: Straightening teeth for both children and adults, and treating problems related to growth and development of the jaws. A special early treatment program is available for small children.
- ◉ Pediatric Dentistry: Providing comprehensive dental care for children six months to 15 years, with emphasis on preventive dental health. A program for children with special health needs is also available.
- ◉ Periodontics: Preventing, diagnosing, and treating diseases of the mouth, and maintaining healthy gums.
- ◉ Preventive Dentistry: Providing dental preventive services including cleaning and polishing teeth, applying fluoride, instruction and counseling in oral hygiene, nutrition, and the maintenance of oral health.
- ◉ Prosthodontics: Designing, constructing, and fitting crowns, fixed bridges, and immediate, complete and partial dentures.



Present Perfect Active voice




- Глагол в действительном залоге (Active Voice) показывает, что действие совершает лицо или предмет, выраженный подлежащим.

Present Perfect Active voice

- Active sentences in the present perfect tense have the following structure:

Subject + has/have + past participle form of the verb + object

Examples:

-  He was finished the dental school is the Southern Carolina
The doctor has diagnosed the abscess in the upper tooth
-  She hasn't gone to the laboratory to pass all the necessary tests
The have not taken the tooth braches
-  Have your wisdom teeth erupted already?
Why haven't you done the X-ray?