

**Презентация
к уроку английского языка
в 7 классе**

**УМК Биболетовой М. З.
Учитель английского языка
МБОУ гимназии №19
имени Н. З. Поповичевой
г. Липецка**

Жаглина Татьяна Владимировна.

Read and translate the words:

to share

true

offer

helpful

to quarrel with

bad

to get along with

to call

person

idea

classmate

problem




parents

to help

trouble

friend

Answer the questions.



New words:

suggest	- предлагать
habit	- привычка
involve	- вовлекать
encourage	- вдохновлять
bark	- лаять
fence	- забор

Read the letter and put the paragraphs into the correct order.



Useful expressions:

If I were you, I would ...

Why don't you ... ?

I'd also suggest...

How about... ?

It would be a good idea to...

You could also...

Have you thought about...?

I can't stand my neighbours. They always play loud music late at night.

The heavy traffic on the main road keeps us awake at night.

The kids in the neighbourhood destroy my flowers when they play football in the street.

My neighbours' dog keeps barking when they go out. It drives me crazy.

neighbours	play loud music
neighbours' dog	
heavy traffic	
local children	

Check your answers:

neighbours	play loud music
neighbours' dog	keeps barking when they go out
heavy traffic	keeps us awake at night
local children	destroy my flowers when they play football in the street

Trouble shared

(Writing a letter giving advice)

Answer the questions:

1. Who has written the letter?

A a friend of yours **B** a relative

2. What kind of letter is this?

A a letter asking for advice **B** a letter giving advice

3. What does the writer expect you to do?

A to explain her problem

B to advise her on her problem

4. What style would you use in your reply to this letter?

A informal **B** formal



Choose the right answers:

- 1... ask the neighbours to tie up their dog**
- 2... call the police**
- 3... shout at the children whenever you see them**
- 4... ask the neighbours to make sure that their children turn their music off at a reasonable hour**
- 5... report the neighbours to the local council**
- 6... politely explain to the neighbours that their shouting disturbs you**
- 7... threaten to take the neighbours to court**
- 8... ask the neighbours to mend their garden fence so their dog can't get through**

TIP

When we write an **informal letter giving advice** we can divide it into four paragraphs.

- In the **introduction** we **offer encouragement** by saying that we understand the problem and/or that we think we can help.

- In the **second** and **third** paragraphs we make our **suggestions**, giving reasons and/or examples. We write each suggestion in a separate paragraph.

- In the **conclusion** we write **our closing remarks** (i.e. ask the person to let us know what happens, say that we hope everything turns out well, etc).

Plan

Date

Dear Amy,

Introduction

Paragraph 1: *offer encouragement (say you understand the problem and/or you think you can help)*

Main Body

Paragraphs 2 - 3: *advice/suggestions (and reasons/examples)*

Conclusion

Final paragraph: *closing remarks*

Love/Lots of love/etc.

..... *(your first name)*

YOUR HOMEWORK:

Use your answers and the plan below to write a letter to your cousin, giving your advice. Use Joanna's letter as a model (100-120 words).

http://afanaseva.ucoz.ru/tvorchestvo/f_49b524-1-.jpg – изображение художника

4) <http://school13.rprim.gov.spb.ru/p400/Razvoz/bass-3.gif> – изображение людей, бегущих к автобусу

5) <http://www.enoti-nperedelkino.ru/upload/iblock/cb7/nxihebtm-%20fyzaarm-3%20ibphxzpauc%20bf%20dimdvmcon%20watuzu%20uqgcsvk..png> – изображение повара

6) <http://s7.postimage.org/58zmo08yj/image.jpg> – изображение больного

7) <http://allcook.org/uploads/taginator/Aug-2012/kak-prigotovit-tvorog-dlya-rebenka.jpg> – изображение детей в кафе

8) <http://im0-tub-ru.yandex.net/i?id=172543874-40-72&n=21> – изображение мешка с деньгами

9) <http://www.gunlukreklam.com/ilanlar/070220122056449352.jpg> – изображение человека с мешком денег

10) <http://www.stihi.ru/pics/2012/06/24/3336.jpg> – изображение солнца

11) <http://us.123rf.com/400wm/400/400/AlexBannykh/AlexBannykh0901/AlexBannykh090100019/4161780-schoolboy>
<http://us.123rf.com/400wm/400/400/AlexBannykh/AlexBannykh0901/AlexBannykh090100019/4161780-schoolboy-after>
<http://us.123rf.com/400wm/400/400/AlexBannykh/AlexBannykh0901/AlexBannykh090100019/4161780-schoolboy-after>