

# Эффективная подготовка к устной части ЕГЭ по УМК издательства Макмиллан

Шабанова Татьяна Васильевна,  
учитель английского языка, заместитель директора  
СПб ГАОУ средняя школа 577 с углублённым изучением английского языка  
Красногвардейского района г. Санкт-Петербурга

Санкт-Петербург  
Школа 577  
30 сентября 2015  
года

# МОЖНО ЛИ НАУЧИТЬ ГОВОРИТЬ ЗА ОДИН ГОД ПО ПЛАНУ?



**КАК  
ОН?**

# МОЖНО ЛИ НАУЧИТЬ ГОВОРИТЬ ЗА ОДИН ГОД ПО ПЛАНУ?



**А КАК  
ОНИ?**



## Раздел 5. Говорение

**Task 1** Imagine that you are preparing a project with your friend. You have found some interesting material for the presentation and you want to read this text to your friend. You have 1.5 minutes to read the text silently, then be ready to read it aloud. You will not have more than 1.5 minutes to read it.

It takes great deal of effort to manage a farm. The basics may be easy to learn, but some aspects of farming are quite complex. A certain level of farming education is therefore necessary. For instance, some farmers don't always know how to use fertiliser correctly.

Fertiliser helps plants grow and produce more fruit and vegetables. Too much of it, however, doesn't help the plant and causes pollution. When farmers water their crops, some of that water runs off. This contains some of the fertiliser. It ends up in lakes and streams and eventually in the supply of water we drink and wash in.

A simple government programme can make a big difference in educating farmers. It can help make them aware of the environmental impact of farming. This in turn can help reduce water pollution.

# ПОДВОДНЫЕ КАМНИ В ЗАДАНИИ 1 ЧТЕНИЕ

СЛИТНОСТЬ! КАК ЕЁ ДОСТИЧЬ?

О ЧЁМ ПОМНИТЬ? ЧТО ТРЕНИРОВАТЬ? КАК УЧИТЬ КАЧЕСТВЕННО?

- ▣ ВИДЕТЬ ПРЕДЛОЖЕНИЕ ЦЕЛИКОМ, ЕЩЁ НЕ НАЧАВ ЧИТАТЬ ВСЛУХ, ПРОСМОТРЕТЬ ЕГО ДО КОНЦА
- ▣ НАУЧИТЬСЯ ВИДЕТЬ СЛОВО, ЗАКАНЧИВАЮЩЕЕСЯ НА R И НАЧИНАЮЩЕЕСЯ НА ГЛАСНУЮ
- ▣ БЫТЬ ОСОБО ВНИМАТЕЛЬНЫМ К КОНЦУ КАЖДОЙ СТРОКИ – ТАМ АРТИКЛЬ ИЛИ ПРЕДЛОГ ИЛИ МЕСТОИМЕНИЕ, КОТОРЫЕ ОБЯЗАНЫ ЧИТАТЬСЯ СЛИТНО СО СЛОВОМ НА СЛЕДУЮЩЕЙ СТРОКЕ, ОТ КОТОРОГО ОНИ ЗАВИСЯТ
- ▣ НЕ БОЯТЬСЯ ЧИТАТЬ НЕЗНАКОМЫЕ СЛОВА, ЧИТАТЬ ИХ ПО ПРАВИЛАМ

# ПОДВОДНЫЕ КАМНИ В ЗАДАНИИ 1 ЧТЕНИЕ

СЛИТНОСТЬ! КАК ЕЁ ДОСТИЧЬ?  
О ЧЁМ ПОМНИТЬ? ЧТО ТРЕНИРОВАТЬ? КАК УЧИТЬ КАЧЕСТВЕННО?

- ▣ РАЗДЕЛЯТЬ ПРЕДЛОЖЕНИЕ НА СИНТАГМЫ
- ▣ УЧИТЬ СКОРОГОВОРКИ НА ОТДЕЛЬНЫЕ ЗВУКИ
- ▣ СЛЕДИТЬ ЗА ИНТОНАЦИЕЙ ВСЕГДА
- ▣ ОБЯЗАТЕЛЬНО РАЗБИРАТЬ ФОНЕТИЧЕСКИЕ ОШИБКИ В РЕЖИМЕ УЧЕНИК - УЧЕНИК ИЛИ УЧЕНИК - УЧАЩИЕСЯ
- ▣ ПОМИМО ОЦЕНИВАНИЯ УЧИТЕЛЕМ, ОБЯЗАТЕЛЬНО ОЦЕНИВАТЬ С ПОМОЩЬЮ УЧАЩИХСЯ

# Test 4

## Раздел 5. Говорение

**Task 1** Imagine that you are preparing a project with your friend. You have found some interesting material for the presentation and you want to read this text to your friend. You have 1.5 minutes to read the text silently, then be ready to read it aloud. You will not have more than 1.5 minutes to read it.

Astronomers are constantly discovering new things in our solar system. Some of the newest findings involve water sources. These findings are of tremendous importance, as water is the key element for life to exist.

Some of these water sources have recently been found on objects that we've already learned quite a lot about. The moon, to which man has actually travelled, seems to have frozen pools of water present in a few areas. Mars, on which probes have landed on the surface, is believed to have enormous amounts of frozen water in its ice caps.

Other objects further from Earth are believed to contain water. Some of the moons of Jupiter and Saturn are thought to have very large, undersea lakes deep below their icy surface. Whether or not life exists in these places is yet to be revealed.



## Task 2 Study the advertisement.

**Second-hand  
CHAIRS  
for sale!**



Call: +7 0080 222 333

You are considering buying the item and you would like to get more information. In 1.5 minutes you are to ask **five** direct questions to find out the following:

- 1) the cost
- 2) the age of the item
- 3) the general condition
- 4) the seller's location
- 5) delivery options

**You have 20 seconds to ask each question.**



# ЧЕМУ В ПЕРВУЮ ОЧЕРЕДЬ УЧИТЬ В ЗАДАНИИ 2 ЗАДАЙ ВОПРОСЫ

СЛОЖНОСТИ И СПОСОБЫ УСТРАНЕНИЯ - ЧЕМУ И КАК УЧИТЬ?

- ❑ ВНИМАТЕЛЬНОСТЬ И ТОЧНОСТЬ
- ❑ ВОПРОСЫ ПРЯМЫЕ, НЕ КОСВЕННЫЕ, НЕ ВЕЖЛИВЫЕ
- ❑ ТОЧНО ПРИДЕРЖИВАТЬСЯ ТЕМЫ ВОПРОСА, НЕ ОТКЛОНЯТЬСЯ, СПРОСИТЬ ИМЕННО ТО, ЧТО СЛЕДУЕТ
  
- ❑ ГРАММАТИКА - ПОРЯДОК СЛОВ
- ❑ В PRESENT SIMPLE ACTIVE И В PRESENT SIMPLE PASSIVE,
- ❑ В ОБОРОТАХ THERE IS/ARE,
- ❑ С МОДАЛЬНЫМИ ГЛАГОЛАМИ, ОСОБЕННО CAN

# ЧЕМУ В ПЕРВУЮ ОЧЕРЕДЬ УЧИТЬ В ЗАДАНИИ 2 ЗАДАЙ ВОПРОСЫ

СЛОЖНОСТИ И СПОСОБЫ УСТРАНЕНИЯ - ЧЕМУ И КАК УЧИТЬ?

- ❑ ЛЕКСИКА - ОПРЕДЕЛЁННАЯ
- ❑ HOW FAR? HOW LONG HOW OFTEN? HOW MUCH/MANY? HOW OLD? WHERE? CAN I?
- ❑ IS THERE? ARE THERE? WHAT? WHEN? WHERE?
- ❑ LOCATION, ACCOMODATION, RESERVATION, DURATION, RESTRICTION, PERMISSION, DIRECTION, CONDITION
- ❑ FACILITIES, AVAILABILITY, ABILITY
- ❑ AGE, PURCHASE, FEE, COST, PRICE, DISCOUNTS, REFUND, DISTANCE, OPENING HOURS, GEAR, FLAVOURS, LIMIT
- ❑ OPEING HOURS, WORKING HOURS
- ❑ LENGTH,WIDTH, HIGHT, DEPTH, VOLUME
- ❑ OFFER, SUGGEST, PROVIDE

## Task 2 Study the advertisement.

**All about celebrities and even more...**



**Subscribe now!**

You have decided to subscribe to this magazine and you would like to get more information. In 1.5 minutes you are to ask **five** direct questions to find out the following:

- 1) cost of subscription
- 2) length of subscription
- 3) number of pages
- 4) how often it is published
- 5) early cancellation

**You have 20 seconds to ask each question.**



# ЗАДАНИЕ 3 ОПИСАНИЕ КАРТИНКИ ТЕСТ 4

ТЕХНОЛОГИЯ ОБУЧЕНИЯ, ДАЮЩАЯ СТОПРОЦЕНТНО ХОРОШИЙ РЕЗУЛЬТАТ

- ▣ ПИШЕМ ДИКТАНТЫ НА ЛЕКСИКУ:
- ▣ ПРЕДЛОГИ МЕСТА: IN THE FOREGROUND, IN THE CENTRE, IN THE BACKGROUND, TO THE RIGHT / LEFT, BELOW / ABOVE, BEHIND, UNDER, BETWEEN, INSIDE, OUTSIDE....
- ▣ УЧИМСЯ ОПИСЫВАТЬ КАРТИНКУ БЕЗ ПЛАНА, ПРОСТО ЛОГИЧНО, ПО ПОРЯДКУ, ЧТО ВИДИМ В ЦЕЛОМ, ДЕТАЛИ - НА ПЕРЕДНЕМ ПЛАНЕ, НА ЗАДНЕМ, ПОГОДА, АТМОСФЕРА, ЧУВСТВА, РАБОТАЕМ НАД ЛЕКСИКОЙ: ПРИЛАГАТЕЛЬНЫЕ, НАРЕЧИЯ И ГРАММАТИКОЙ: НАСТОЯЩЕЕ ДЛИТЕЛЬНОЕ
- ▣ ПИШЕМ В КЛАССЕ САМОСТОЯТЕЛЬНОЕ ОПИСАНИЕ ПОСЛЕ ПОДРОБНОГО УСТНОГО РАЗБОРА
- ▣ АНАЛИЗИРУЕМ НАПИСАННОЕ У КАЖДОГО
- ▣ ПИШЕМ ОДИН ИДЕАЛЬНЫЙ ВАРИАНТ 10-15 ПРЕДЛОЖЕНИЙ
- ▣ УЧИМ НАИЗУСТЬ РАССКАЗЫВАЕМ В ПАРАХ ЗА 1 МИН 30 СЕК, ЗА 1 МИН 20 СЕК...

**РЕЗУЛЬТАТ 2015 ЕГЭ ПО ГОВОРЕНИЮ –  
САМЫЙ НИЗКИЙ БАЛЛ 14 ИЗ 20,  
НЕСКОЛЬКО ЧЕЛОВЕК ПОЛУЧИЛИ 20  
БАЛЛОВ,  
СДАВАЛИ 80 ПРОЦЕНТОВ УЧАЩИХСЯ  
ОБЩИЙ РЕЗУЛЬТАТ – 79.6 ПРОЦЕНТОВ**

# ЗАДАНИЕ 3 ОПИСАНИЕ КАРТИНКИ ТЕСТ 4

ТЕХНОЛОГИЯ ОБУЧЕНИЯ, ДАЮЩАЯ СТОПРОЦЕНТНО ХОРОШИЙ РЕЗУЛЬТАТ

- ПОВТОРЯЕМ ВЕСЬ ПРОЦЕСС НА ДРУГИХ КАРТИНКАХ ДО ПОЯВЛЕНИЯ КАЧЕСТВА ОТВЕТА
- ПРЕДЪЯВЛЯЕМ ПЛАН ЗАДАНИЯ НА ЕГЭ, ОБЪЯСНЯЕМ СПЕЦИФИКУ
- УЧИМ РАЗЛИЧНЫЕ КЛИШЕ НАИЗУСТЬ
- ПИШЕМ ИДЕАЛЬНЫЙ ВАРИАНТ ОПИСАНИЯ
- УЧИМ НАИЗУСТЬ, В ПАРАХ РАССКАЗЫВАЕМ, ДОБИВАЯСЬ СКОРОСТИ И КАЧЕСТВА
- СЛЕДИМ ЗА ВРЕМЕНЕМ
- ЗАПИСЫВАЕМ НА ДИКТОФОН
- СЛУШАЕМ, АНАЛИЗИРУЕМ

**РЕЗУЛЬТАТ 2015 ЕГЭ ПО ГОВОРЕНИЮ –  
САМЫЙ НИЗКИЙ БАЛЛ 14 ИЗ 20,  
НЕСКОЛЬКО ЧЕЛОВЕК ПОЛУЧИЛИ 20  
БАЛЛОВ,  
СДАВАЛИ 80 ПРОЦЕНТОВ УЧАЩИХСЯ  
ОБЩИЙ РЕЗУЛЬТАТ – 79.6 ПРОЦЕНТОВ**

## Task 3 Imagine that some years ago you took some photos of your favourite things. Choose one photo to present to your friend.



You will have to start speaking in 1.5 minutes and will speak for not more than 2 minutes (12–15 sentences). In your talk remember to speak about:

- when you took the photo
- what/who is in the photo
- what is happening
- why you took the photo
- why you decided to show the picture to your friend

You have to talk continuously, starting with: *I've chosen photo number ...*



0/ Introduction. **I've chosen photo 2 (It's important to take pictures of things one really loves.)**

**It deals with .....**

1/ When. **I took this photo last year. It was in July. We were** travelling in Spain **for the first time in my life.**

2/ What/Who. **In the picture there** is a nice villa, a three-storey building of a wonderful peculiar design. All the windows look different, nevertheless, they make a harmonious unity. **In the foreground there's** a white fence practically of the same colour as the siding of the house. **In the centre there's** a grand looking staircase **that leads to** an impressive (imposing) door, which is the entrance to the enchanting interiors inside. **On both sides of the staircase there are some** bushes trimmed **in the form of** balloons.

3/ What's happening. Nothing much **is happening in the photo.** The villa **seems to be radiating** welfare and hospitality. The sun **is shining** tenderly. **On the ground floor and on the first floor** flowers **are emitting** some most welcoming perfume. The house **is waiting** for the guests to come or for the hosts to come back.

4/ Why I took the photo. **I took this photo as I** happened to stay in this villa for a night. Certainly, I was so excited that I was eager to take the whole villa back to Russia, but could only take a photo.

**(I took this photo as I always take pictures of things I really love and want to memorize)**

5/ Why you decided to show the picture to your friend. **I decided to show this picture to you, my friend, as I hope you'll be able to share my impressions and feelings of this most memorable and exceptional day in my life.**

0/ Conclusion. **That's all that I wanted to say about my travellings today, I believe travelling is the best entertainment, the best way of relaxation and the best source of information about other cultures and nations.**



# ЗАДАНИЕ 4 СРАВНЕНИЕ КАРТИНОК ТЕСТ 1

## ТЕХНОЛОГИЯ ОБУЧЕНИЯ И ОСНОВНЫЕ СЛОЖНОСТИ

- ТРЕНИРОВКА ЛЕКСИКО-ГРАММАТИЧЕСКИХ КОНСТРУКЦИЙ, ВЫРАЖАЮЩИХ
- СХОДСТВО: SIMILARITY, TO BE SIMILAR, TO HAVE IN COMMON, BOTH PICS/THEY BOTH, LIKE, AS WELL AS И
- РАЗЛИЧИЯ: HOWEVER, TO BE DIFFERENT, IN CONTRAST TO, UNLIKE, WHEREAS, WHILE, ON THE CONTRARY



# ЗАДАНИЕ 4 СРАВНЕНИЕ КАРТИНОК ТЕСТ 1

## ТЕХНОЛОГИЯ ОБУЧЕНИЯ И ОСНОВНЫЕ СЛОЖНОСТИ

- ▣ ТРЕНИРОВКА СРАВНЕНИЙ С ПОПЫТКОЙ ОБОБЩЕНИЯ, РАССУЖДЕНИЯ, ОПИСАНИЯ ЭМОЦИОНАЛЬНОГО СОСТОЯНИЯ ЛЮДЕЙ/ЗВЕРЕЙ... НА КАРТИНКАХ С ОБЪЯСНЕНИЯМИ И ВЫВОДАМИ ПО ТЕМЕ
- ▣ ПРЕДЪЯВЛЕНИЕ ЗАДАНИЯ ЕГЭ В ПОЛНОМ ФОРМАТЕ И ОБСУЖДЕНИЕ ЕГО СПЕЦИФИКИ.
- ▣ ТРЕНИРОВКА КРАТКОГО ОПИСАНИЯ
- ▣ ТРЕНИРОВКА КЛИШИРОВАННОГО ОТВЕТА ПО 2 ПОСЛЕДНИМ ПУНКТАМ

## Task 4 Study the two photographs. In 1.5 minutes be ready to compare and contrast the photographs:

- give a brief description of the photos (action, location)
- say what the pictures have in common
- say in what way the pictures are different
- say which of the jobs presented in the pictures you'd prefer
- explain why


You will speak for not more than 2 minutes (12–15 sentences). You have to talk continuously.



0/Introduction. **I'd like to compare and contrast these photographs. They deal with** professions.

1/Action, location. **In the first picture** a woman **is sitting** in an office. **In the second** one a man **is standing** somewhere on a construction site.

2/Have in common. **These photos have something in common. The office worker as well as the builder seem to be concentrated on** their job. What else is similar is that both people have set some goals and are trying to achieve them. An attempt to contemplate, to generalize. It doesn't matter what your job is, but if you'd like to prosper or make a career, you should be hardworking, industrious and work with zest.





3/Differences and attempts to contemplate. **However, the photos are different in many ways. It's obvious that the** office worker is female **while the** builder is male. **It means that** today men and women have equal rights to get any profession they tend to do. **I'm sure (there is no doubt) that** the woman **is working** in favourable conditions **in comparison to the** man: she's **sitting** at the table in a room and she's dressed in smart elegant clothes. **Unlike the** office worker, **the** builder **is working** outside in hazardous conditions wearing a helmet, some robe and boots, **which must mean** his work is dangerous, dirty and difficult. **The explanation of the differences is as clear as noonday (as simple as that):** office work **is connected with** intellectual labour **whereas** construction involves physical labour. She **uses** her mind **while** he **uses** his strength, physical skills and tools.

4/5Preferences. **If I had to choose one of these situations, I'd definitely prefer to** become an office worker **just because I would rather do** mental activity **than** physical **one.** **I'd prefer** pleasant working environments **to** severe conditions in the open air.

0/Conclusion. **That's it.**

# Пример полного формата экзамена ЕГЭ раздел Говорение предлагаемый УМК



Тесты для подготовки к ЕГЭ  
под редакцией Вербицкой Марии, Маколма  
Манна, Стива Тэйлора-Ноулза  
Макмиллан 2015

# Test 5

## Раздел 5. Говорение

**Task 1** Imagine that you are preparing a project with your friend. You have found some interesting material for the presentation and you want to read this text to your friend. You have 1.5 minutes to read the text silently, then be ready to read it aloud. You will not have more than 1.5 minutes to read it.

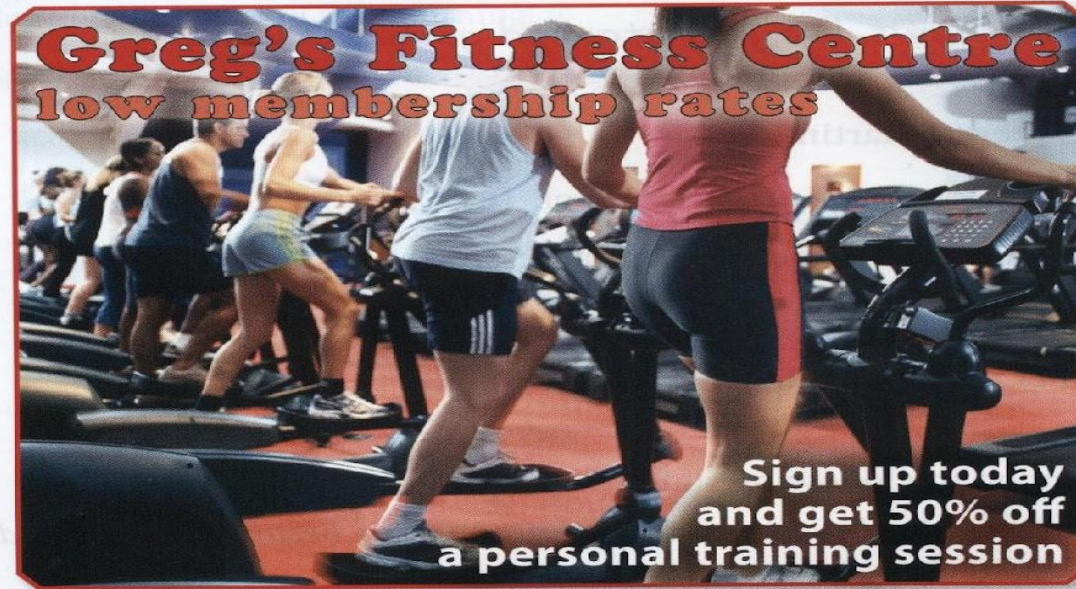
Robots are beginning to enter the field of surgical medicine, even if only for a limited number of operations. There are great advantages to using robots in surgery.

Firstly, robots are useful for extremely delicate moves during an operation. A human surgeon's hand, while skilful, has only limited capability of making a precise incision or manoeuvre. A robot also allows operations to be carried out on a much smaller scale, leading to better results and less stress on the patient's body.

Secondly, robots do not suffer from fatigue. A machine can perform a particular operation numerous times and never tire. Surgeons, on the other hand, must complete their tasks before they lose their energy. Of course, robots cannot replace a human surgeon entirely, but they can provide assistance for specific techniques.



**Task 2 Study the advertisement.**



You are considering joining the gym and you would like to get more information. In 1.5 minutes you are to ask **five** direct questions to find out the following:

- 1) cost of membership and training session
- 2) length of training session
- 3) opening hours
- 4) multiple centres
- 5) facilities

**You have 20 seconds to ask each question.**



**Task 3** Imagine that while travelling during your holidays you took some photos. Choose one photo to present to your friend.



You will have to start speaking in 1.5 minutes and will speak for not more than 2 minutes (12–15 sentences). In your talk remember to speak about:

- when you took the photo
- what/who is in the photo
- what is happening
- why you took the photo
- why you decided to show the picture to your friend


You have to talk continuously, starting with: *I've chosen photo number ...*



## Task 4 Study the two photographs. In 1.5 minutes be ready to compare and contrast the photographs:

- give a brief description of the photos (action, location)
- say what the pictures have in common
- say in what way the pictures are different
- say which of the rooms presented in the pictures you'd prefer
- explain why

You will speak for not more than 2 minutes (12–15 sentences). You have to talk continuously.



**Спасибо за внимание**

**Досвидос!**

