

Speaking

Listening

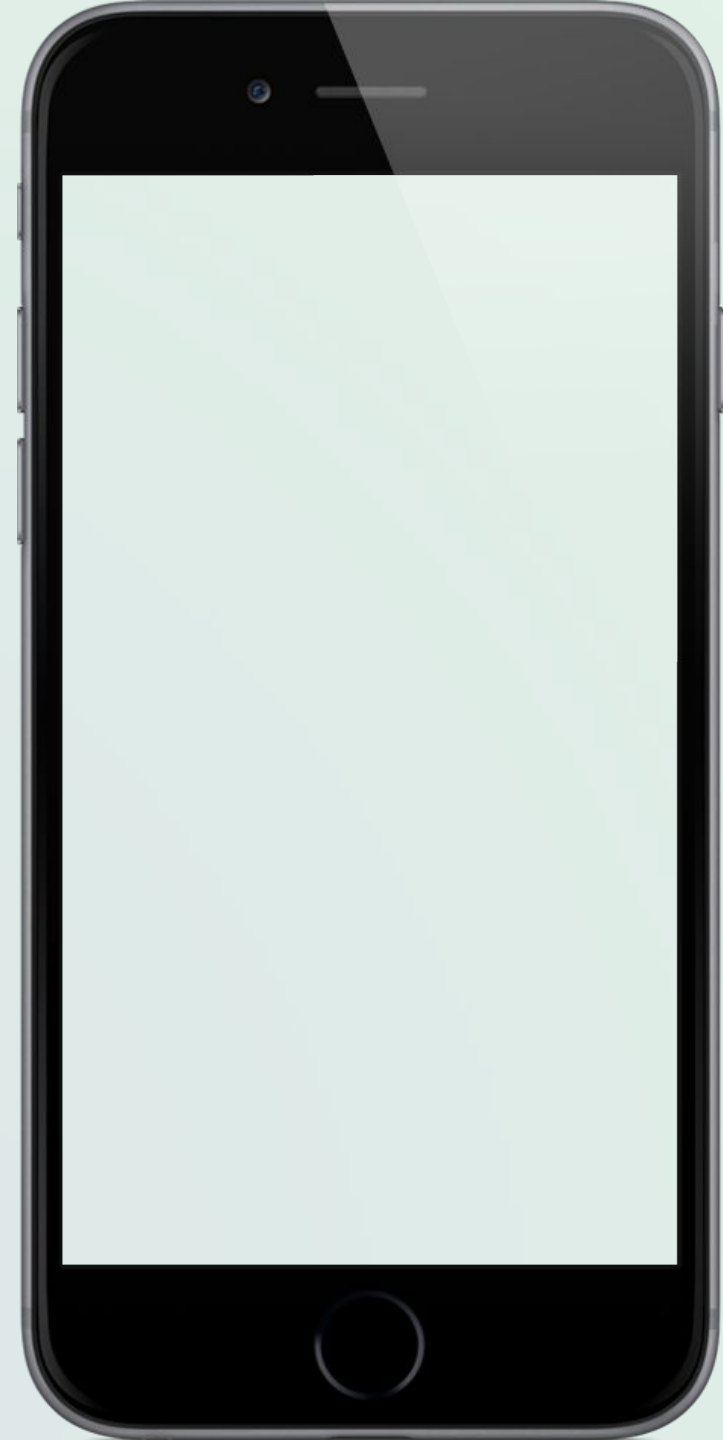
Writing

Reading

Find a partner



ANDROID



Section 1 – Speaking

IELTS Speaking Test - 1

IELTS Speaking Test - 1

IELTS Speaking Test - 1



Welcome to IELTS Speaking Practice!

Below given many examples of Speaking Test! We highly recommend you to take peace of paper and of course a pen to take notes before press **Recorder** and **StopWatch**.

Title

Hits

[IELTS Speaking Test - 1](#)

[IELTS Speaking Test - 2](#)

[IELTS Speaking Test - 3](#)

[IELTS Speaking Test - 4](#)

[IELTS Speaking Test - 5](#)


[IELTS Speaking Test - 6](#)

[IELTS Speaking Test - 7](#)

[IELTS Speaking Test - 8](#)

[IELTS Speaking Test - 9](#)

ANDR



ANDRO

Instruction. There are 3 parts to the Speaking Sub-test

1. Part 1: you answer questions about your home life or family life, work or study, your interests and other familiar topics of a general nature to reveal your background. (4-5 minutes).
2. Part 2: you are given exactly 1 minute to prepare yourself to talk about a particular topic. The instructions to guide your talk are written on a card given to you by the examiner. Your talk should last for 1 -2 minutes.
3. Part 3: you have a discussion with the examiner based on themes connected to the topic given in Part 2. This part of the test requires discussion of more abstract ideas. (4-5 minutes)

00:01:59





Start

Reset

Record your voice



Part 1 – Introduction



android



00:01:59

Start

Reset

Record your voice

Section 2 – Listening



ANDROID

Section 3



ANDROID

Section 4



ANDROID

Section 5



ANDROID