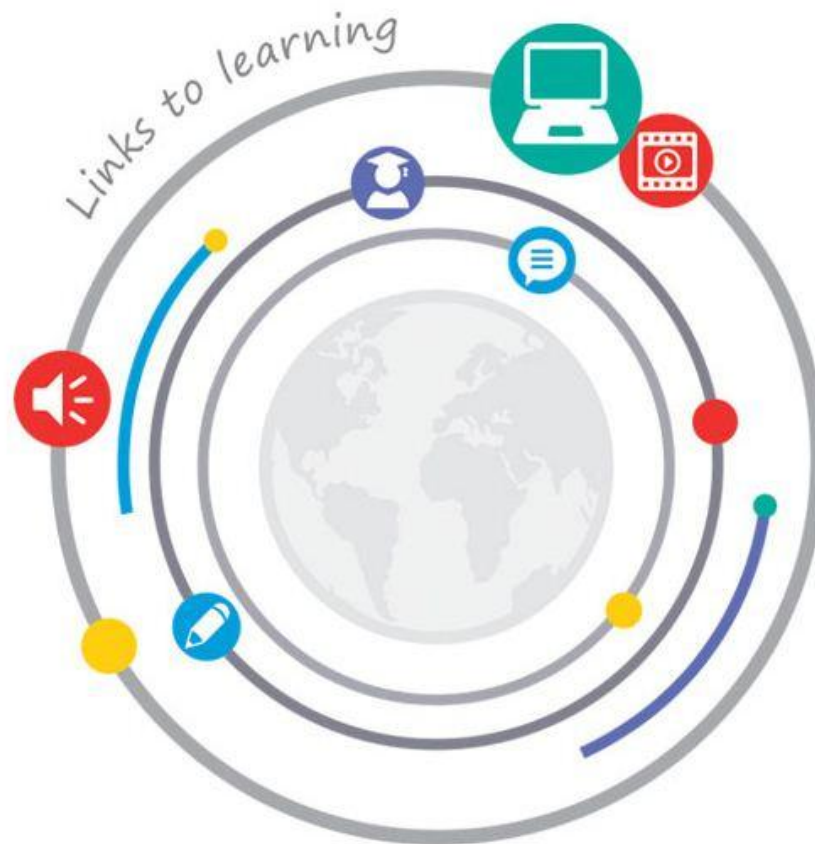


# Teaching Reading to Young Learners

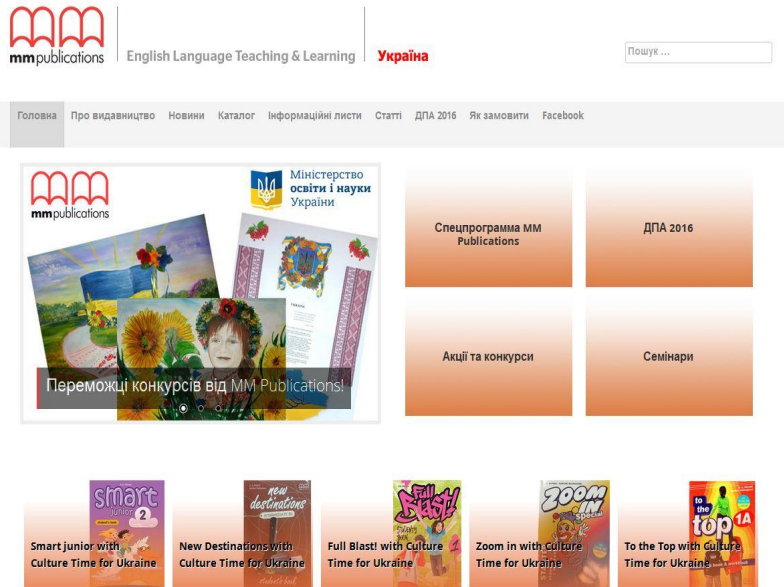


ЛІНГВІСТ

# MM Publications



# MM Publications Ukrainian web-site



<http://mmpublications.com.ua>

contains information on:

- ✓ *the latest news;*
- ✓ *seminars;*
- ✓ *competitions and initiatives;*
- ✓ *articles for teachers;*
- ✓ *up-to-date catalogue;*
- ✓ *current projects.*

ЛІНГВІСТ

# MM Publications Catalogue for Ukraine

MM Publications and the Linguist company developed up-to-date catalogue for Ukraine, which contains information on special programme, contemporary ELT materials as well as MM Publications activities in Ukraine.




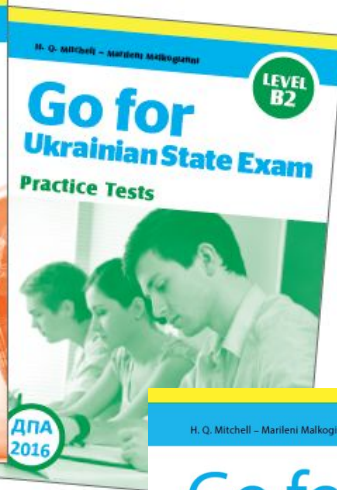
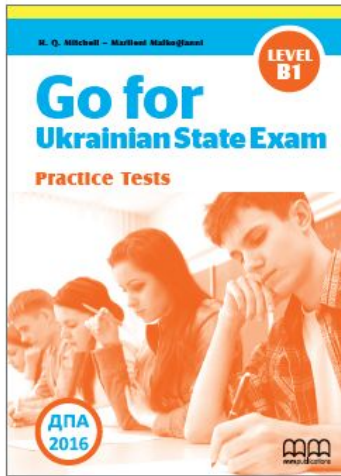
# Cooperation with The Ministry of Education and Science



*The memorandum of cooperation was signed and project of State Final Examination Format development was discussed. Trial State Final Examination took place: it was a necessary step of future exam development.*



# State Final Examination



# Scheme of the Textbooks Usage at Ukrainian Schools

Form	1	2	3	4	5	6	7	8	9	10	11	
School type												
Specialized School	Smart Junior (2-5)				Full Blast (1-4)				New Destinations (B1, B1+, B2)			
General Comprehensive School	Zoom in Special (Starter - 4)				To the Top Split Edition (1A, 1B, 2A, 2B, 3A, 3B, 4A)							



# Special Conditions for Teachers

You buy...	...and then receive as a present
10 sets of the course for the specialized school (Smart Junior, Full Blast, New Destinations)	1 extra set of books of the course + Teacher's book or Class Audio CD or any other product by MM Publications
20 sets of the course for the general comprehensive school (Zoom in Special, To the Top Split Edition)	1 extra set of books of the course + Teacher's book or Class Audio CD or any other product by MM Publications





# Contests for Teachers and Students



- More than 5000 works from pupils and 500 works from teachers
- The winners (pupils) receive presents from the publishing house
- The winners (teachers) completed a professional development course in Athens, Greece

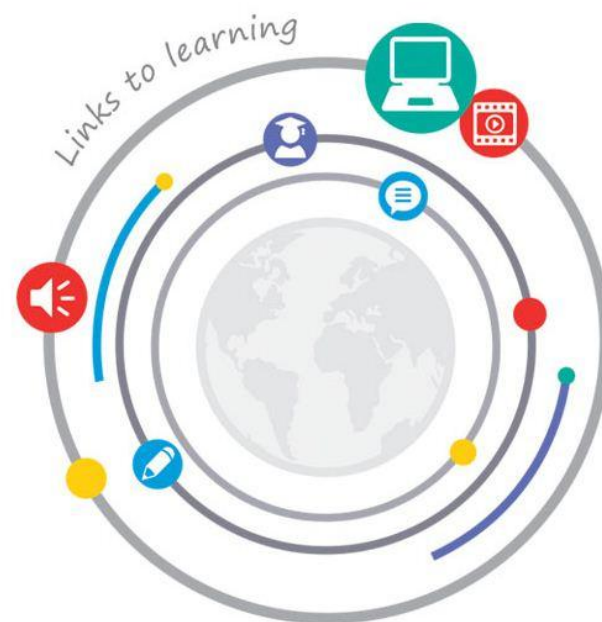
ЛІНГВІСТ

# Teacher Training Seminars and Workshops



# MM Publications

- *high quality innovative English language educational material;*
- *digital complementary material;*
- *stimulating material that meets classroom needs as well as the demands of changing curricula.*

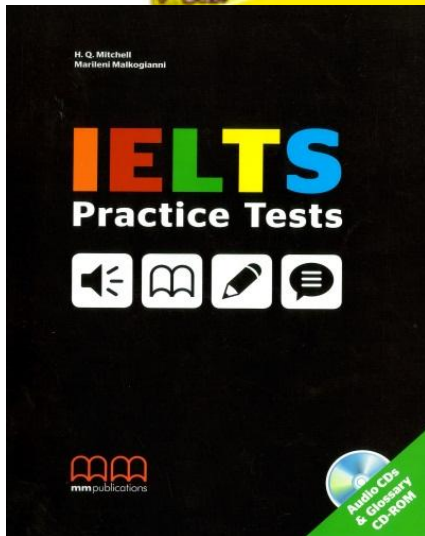
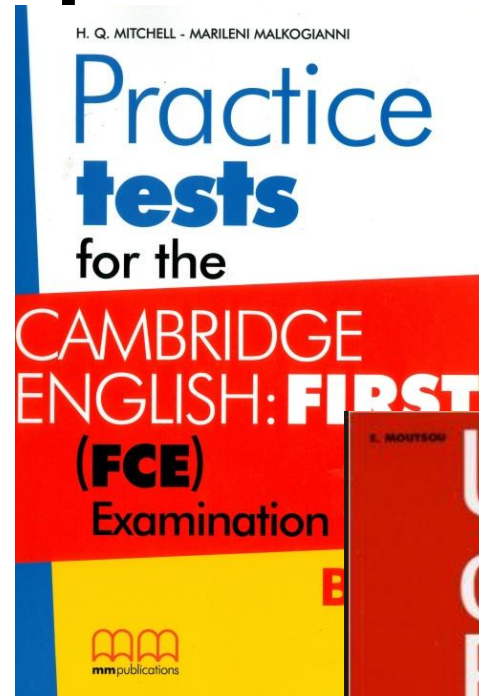



# English Language Teaching



ЛІНГВІСТ


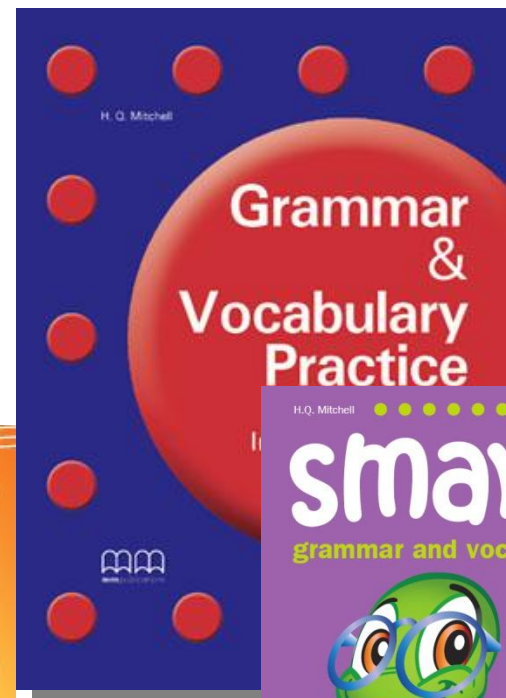
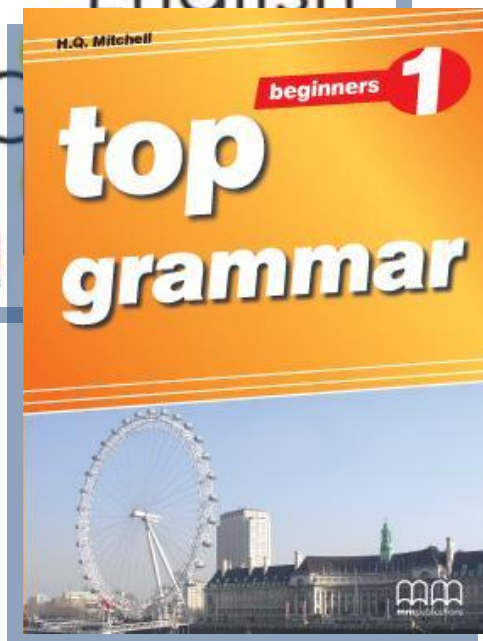
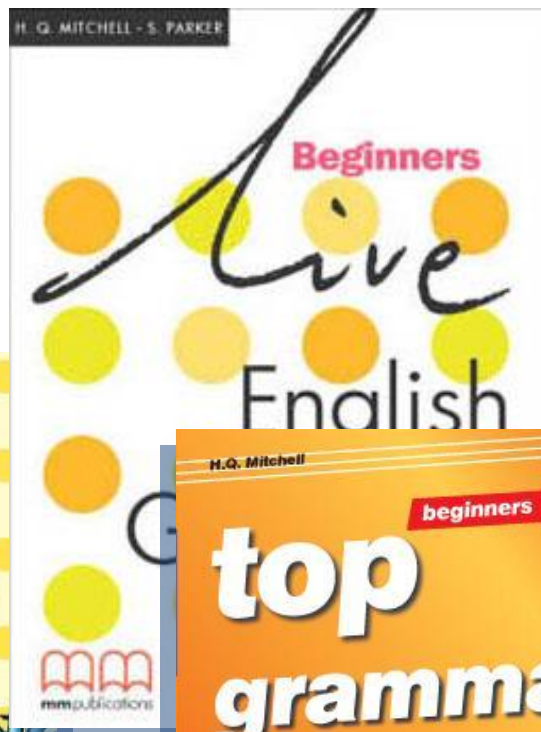
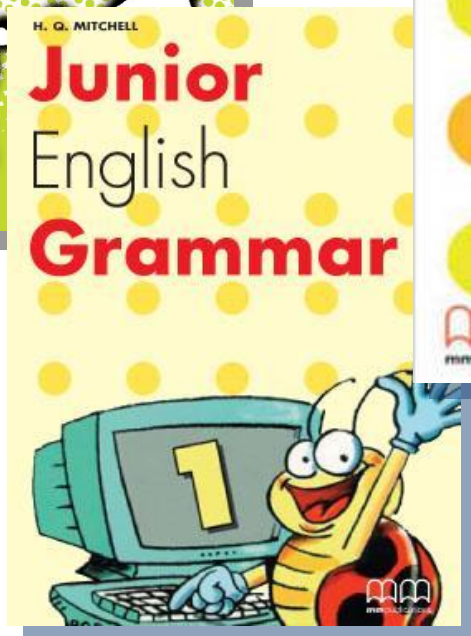

# Exam Preparation



ЛІНГВІСТ



# Grammar Editions



ЛІНГВІСТ



# Online Platform

ig & Learning



resources

about us

for teachers

- pre-primary
- primary
- secondary & young adult

for students

- online multimedia resources

SO

ine extr

**FULL BLAST**

American edition



**THE ENGLISH HUB**

American edition



**THE ENGLISH HUB**

British edition



*mmpublications.com*

ЛІНГВІСТ



# ELT Platform





# Readers


## Little Books



## Primary Readers



## Top Readers



## Graded Readers



# What is reading?

Learning to  
pronounce  
words

Learning to  
identify words  
and get their  
meaning

Learning to  
bring a meaning  
to a text in  
order to get  
meaning from it



ЛІНГВІСТ

*Reading skill development include the ability to comprehend and use both listening and speaking skills because you need to:*

- **Hear** a word before you can **say** it
- **Say** a word before you can **read** it
- **Read** a word before you can **write** it



# Phonemes + Graphemes

Blending

! Letters and sounds

VC/CVC

high frequency tricky words

P.S. Spelling



ЛІНГВІСТ

# Should I teach them

1. *Orally for a while?*

2. *Phonic method?*

3. *Names of letters?*

4. *Upper and lower case of the letters?*

OR

1. *Start reading/writing?*

2. *Global reading method?*

3. *Sounds?*

4. *Only low*



# *Beginning reading*

1. Begin reading only after acquiring some basic knowledge of the spoken language.
2. Learning new alphabet should begin with learning single letters, starting with the most common and useful (phonic method)



# *Beginning reading*

- 3. Names of letters is less useful for reading. With young learners - first sounds, then letters.
- 4. Teach lower and upper cases together.



# 5. When and why to teach?



- 5. How to justify learning of the alphabet order? What is the practical use?



# Tasks

- Look and say

1. Sight reading
2. Flashcards - high frequency words
3. Include phonemic awareness



# Word cards

- Word cards practise 'sight words'.
- At the same time they create 'print awareness'.
- They should be part of an integrated process.

**a table**

**a book**

**a chair**

**an eraser**

**a pen**

**a pencil**

# Phonics

- What we model to young learners
- ...

- Sounds can be long or short
- Voiced - unvoiced
- We blend sounds to make words
- When we read sounds are represented by symbols



# PHONICS

- What is the letter sound?
- Which ones to teach first?
- How to introduce?
- Letter sound
- Blending to read
- The Alphabetic Code
- Tricky words

<u>bat</u> <u>rabbit</u>	<u>cat</u> <u>kick</u>	<u>dog</u> <u>daddy</u>	<u>fish</u> <u>puff</u> <u>elephant</u>	<u>golf</u> <u>bigger</u>	<u>hat</u>	
j	l	m	n	p	r	
<u>jam</u> <u>giraffe</u> <u>orange</u> <u>bridge</u>	<u>leg</u> <u>silly</u>	<u>map</u> <u>mummy</u>	<u>net</u> <u>sunny</u> <u>know</u>	<u>pig</u> <u>happy</u>	<u>rock</u> <u>hurry</u> <u>write</u>	
s	t	v	w	x	y	z
<u>sun</u> <u>dress</u> <u>horse</u> <u>circle</u> <u>peace</u>	<u>top</u> <u>kitty</u>	<u>van</u>	<u>wind</u> <u>when</u>	<u>box</u>	<u>yes</u>	<u>zoo</u> <u>buzz</u> <u>cheese</u> <u>legs</u>
ch	sh	th / th	qu	ng / nk		
<u>chips</u> <u>witch</u>	<u>ship</u> <u>chef</u>	<u>that</u> / <u>three</u>	<u>queen</u>	<u>king</u> <u>think</u>		


# Reference and repetition

1 Listen, repeat and trace. 



apple

Aa Aa Aa Aa Aa Aa



boat

Bb Bb Bb Bb Bb Bb



car

Cc Cc Cc Cc Cc Cc

# Blend Sounds



C-A-B

# PHONICS



A fat bat at a black cab



# Oral Blending

- ✓ Oral Blending
- ✓ Toy Talk
- ✓ Clapping Sounds



# Magnetic Boards and Letters

- ✓ Identifying letter shapes
- ✓ Develop skills of blending



# Practicing Oral Blending

- ✓ Stand u-p
- ✓ Put your hands on your **kn-ee-s**, on your **f-ee-t**
- ✓ Put your finger on your **n-o-se**
- ✓ Bend one arm round your **b-a-ck**

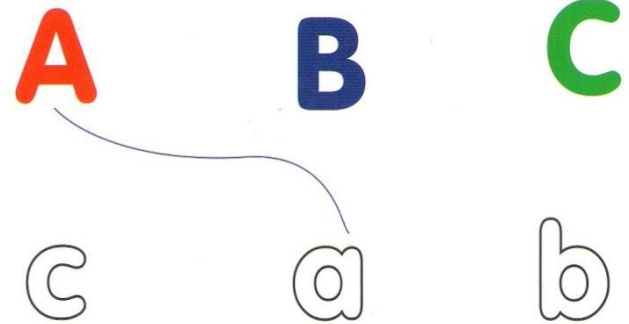


• How to make  
it more  
motivating?

# Letter recognition

- May be necessary for some students:
- Letter writing
- Basic patterns
- Tracing the shape

2 Match and colour.






4 Circle.

A	B	C	Ⓐ	C	Ⓐ
B	A	B	C	B	B
C	A	C	B	A	C

# Word card activities

- Simple recognition
  - point to, run to
- Word trails
- Relate to pictures
- Play games -
  - pelmanism,
  - ordering
- Recycle and revise

**3** Look and match.



car

apple

boat

# BINGO

sun	pan
ant	net
tap	rat



pan	man
net	dog
tap	sun



**BE CREATIVE**  
**AND PROVIDE NOVELTY**  
**when practicing**  
**LETTERS AND SOUNDS.**





# Final Stage

- Digraphs
- Trigraphs
- Split digraphs
- Alternative spelling
- More tricky words



# Principles

- ✓ Let them choose what to read
- ✓ Provide interesting material
- ✓ Read to them
- ✓ Connect reading the other skills



# Shadow Reading



! Listening + pronunciation

## Stage 1

Reading the text with the teacher marking stress

## Stage 2

Reading the text with the teacher marking links

## Stage 3

Individual practice

## Stage 4

Reading the text with teacher following the speed

# Can you?

Te vagy én mackó

teddy

# Strategies

- ✓ Group reading
- ✓ Read aloud & build a dialogue
- ✓ Move and Act
- ✓ Use Flashcards
- ✓ Projects and Games
- ✓ Songs & Chants & Raps



# Activities

- ✓ Running Dictations
- ✓ Make own comics
- ✓ Use own materials



