

Barbecue in the Bedroom

The Marshmallow Incident



This Book Bundle Includes 5 Additional Versions
Please visit our website for purchasing details

<http://kiddy-books.biz/Bart>

Sylvia Yordanova



Copyright © 2016 by Sylvia Yordanova
All rights reserved. This book or any portion thereof
may not be reproduced or used in any manner
whatsoever without the express written permission of
the publisher, except for the use of brief quotations in
a book review.

Website: <http://kiddy-books.biz>

Printed in the United States of America

First Printing, 2016

ISBN-13: 978-1539344643

ISBN-10: 1539344649

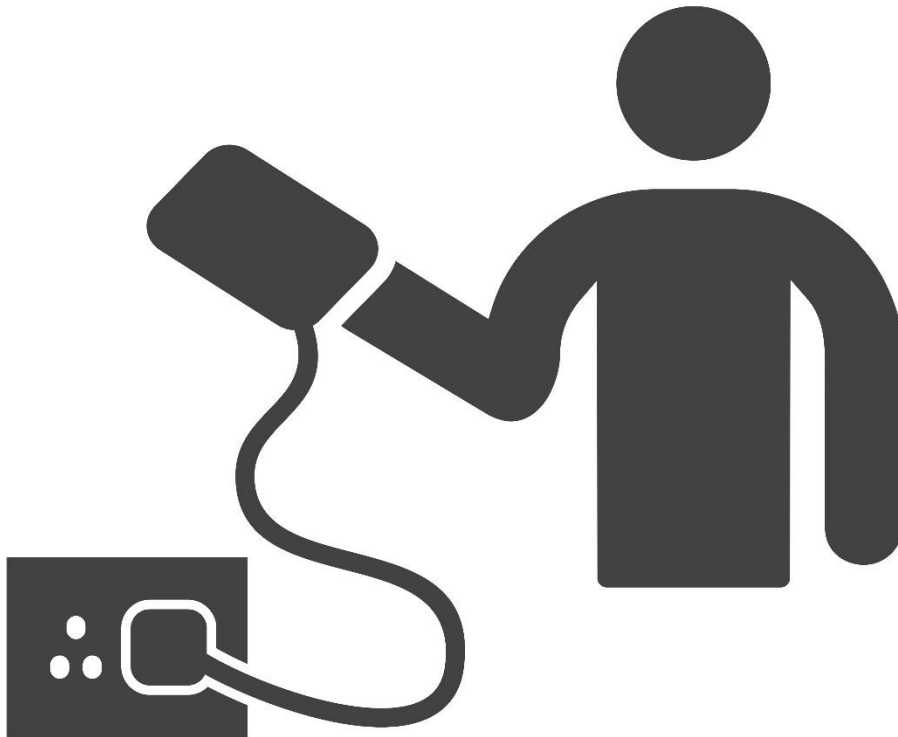
- **Before Reading Questions**
- **Based on the cover and the title, what could this story be about?** *(for the illustrator: I think that the cover should be the scene when Sierra caught Bunny right before lighting the marshmallow)*
- **What do you know about fire safety?**
- **What objects could start a fire?**
- **What could you do in case of a fire: a) at home; b) at school**

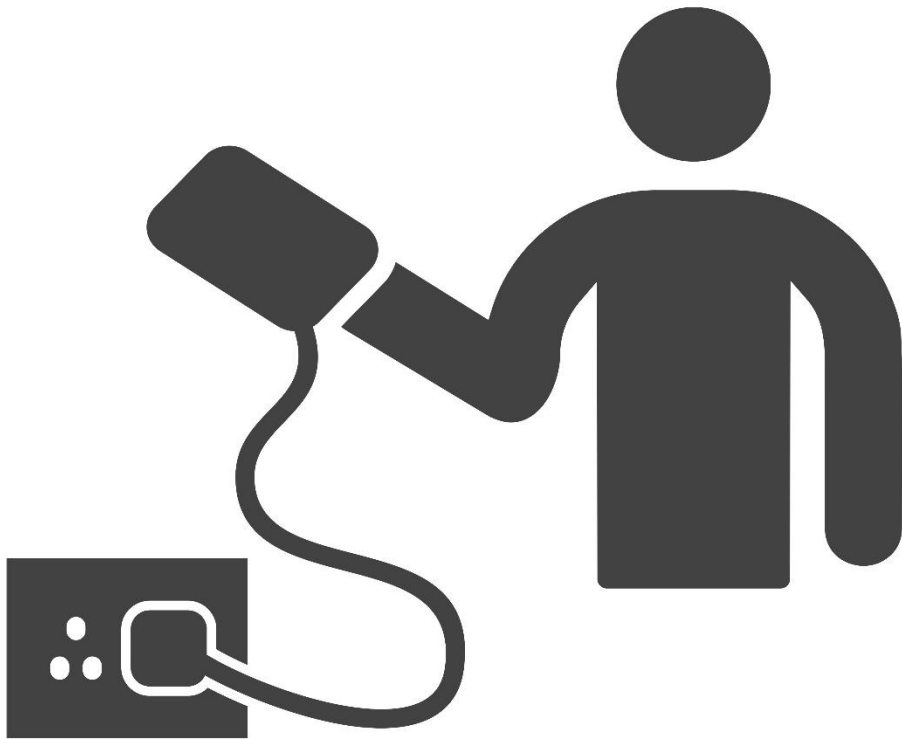


- **A Word for the Parents**

- Feeling safe is one of our basic needs as human beings. From the moment our children come into the world our first concern is to keep them safe. We protect them as much as we can but we also teach them how to look over themselves. They easily learn the rules of crossing the street, or how to buckle their seatbelt, or why not to talk to strangers. By teaching them what to do in case of fires we provide them with the survival skills needed in this crisis situation. Fires are dangerous and scary. Because of this, many children choose to hide in a fire, because hiding from danger is a natural reaction for a child. By reading this book together with your child, you and your entire family can prepare for a critical incident.
- The story will make children think about fire safety and make use of easy to remember fire safety tips;
- The fire safety activities will help the entire family to learn the importance of fire safety and to practice the fire safety tips;
- The thought-provoking reading questions will enhance the cognitive and emotional abilities of your children;
-

Barbecue in the Bedroom





Bunny, Sierra's favorite toy, is thinking of making a big surprise for Sierra. He gathers all the toys in the middle of the room and says:

- Let's make a surprise for our good friend Sierra!
- What do you have in mind? asks the Lion.
- Well, Sierra loves roasted marshmallows. We could make a picnic here and roast some marshmallows. It will be a super surprise, said the Bunny.
- What a great idea! said the other toys.

A great idea??? A fire to roast marshmallows HERE??? INSIDE the house? That's not a great idea, that's a DANGEROUS thing to do! We should not even think about it, said the Lion in a serious voice.

- Come on, Lion! Stop being so grumpy. I will make the fire on this plate. What could happen? said the Bunny holding a marshmallow in one hand and a lighter in the other hand.



The moment Bunny was about to light up the lighter, Sierra entered the room. Surprised and scared, Sierra shouts: Bunny, STOP!!! What are you doing? I wanted to make you a surprise and I know you love roasted marshmallows, Bunny said in a quiet voice. You're right Bunny, I love marshmallows, but you should NEVER make a fire inside the house. NEVER EVER!
[Bunny is ashamed and disappointed of himself]






Don't be upset Bunny. My brother Nate recently learned about fire safety. I will ask him to teach us everything he knows. Who wants to learn about fire safety? asked Sierra. All the toys shouted: "Me, me, me...!"

OK, give me the lighter and I will go and get him, Sierra said. Bunny handed over the lighter, and Sierra left to get her brother.

(for the illustrator: Next, the toys and Nate are positioned in the illustration similar to a teaching activity at school, Nate being the teacher and the toys being the pupils)


Don't be upset Bunny. My brother Nate recently learned about fire safety. I will ask him to teach us everything he knows. Who wants to learn about fire safety? asked Sierra. All the toys shouted: "Me, me, me...!"
OK, give me the lighter and I will go and get him, Sierra said. Bunny handed over the lighter, and Sierra left to get her brother.



(for the illustrator: Next, the toys and Nate are positioned in the illustration similar to a teaching activity at school, Nate being the teacher and the toys being the pupils)

- Ok students, today we will talk about fire safety. Let's see if you know some dangerous items to play with. Who wants to find 10 items you should never touch or play with? asks Nate.
- The lion raises his hand and says 'Why don't we all do this together. Let's find ten things we should not play with!'

(for the illustrator: The Lion, raises his hand, announcing that he wants to solve this task. The picture must illustrate a room where these items are placed: matches, lighter, heater, electrical outlet, fireplace, Stove, radiator, candles, iron, extension cord. The picture could illustrate a kitchen and a living room side-by-side)



Thank you, Lion, well done! said Nate.


Now that we know the objects that we should never play with because we can start a fire and hurt ourselves, how do we know if a fire has started?

The fire alarm! said Bunny with a smile. I am so fluffy, that I am always careful near fires. And I always listen for the fire alarm.

That's right, Bunny! And what else could give us an idea that a fire has started?

Our nose! Said the Dog. I can smell everything really well, so I will let you know if I smell a fire.

Very good, Dog!




So what do you do if you think there is a fire?

Giraffe said "I will hide. Fires are scary"

Lion said "I will fight it; I am brave".

Well, said Nate. Both your ideas can be very dangerous. I know you may want to hide or fight the fire, but the most important is to GET OUT as quickly as possible. Don't even bring anything with you, just escape from the fire.


Now, let me teach you a little song that shows us what to do in case we smell smoke, said Nate.



“Crawl, crawl, crawl
Reach for the door.
If it’s HOT,
OPEN NOT!
Find another way,
Do NOT STAY!”

Sing with me!


(for the illustrator: Sierra and the
toys do the actions from the song,
crawling and reaching for the door.
Could go over 2 pages)






And now, please pay attention! If your fur or clothes catch fire you have to STOP, DROP, and ROLL. I will demonstrate. *(for the illustrator: Nate shows the toys how to do the 3 actions move and the toys repeat the move.)*

Very good, everyone! Says Sierra. I told you Nate could teach us this!



- Next, for us to have a quick escape from the house, we need to know all possible exits from our home. Giraffe, could you help me find at least 2 exits from every room on this picture?
- Do you remember our song? If the door is hot it means that the fire is on the other side of the door so we need to find another way out.




(for the illustrator: The Giraffe goes near a house plan marks a door and a window from one of the rooms. The rest of the house plan is left without marks so that the reader could solve the rest of this task. House plan to be seen in perspective to make it easier for the reader)

Thank you, Giraffe. Do you have any questions? said Nate


I have one! said the Bunny. What do we do once we are outside?

That's a very smart question, Bunny! Once you are outside, do not go back in even if you forgot a very precious thing. Instead go with your family to a safe place call the fire service.


Thank you Nate. While you were teaching how to be safe, I made a competition for you all to see if you learned anything. Who wants to play?



- Ok, how about two teams. Dog and Giraffe, you are team one. Bunny and Lion, you are team two. You will help me to fill in the blanks choosing from the following words: smoke alarms, hot, escape, dangerous, loud, place
- Ready? Let's begin! Team one;
- Smoke detectors make a really noise They signal us to hurry outside.
- I think I know the answer, said Dog. But can you the reader answer first?
- Thank you reader. I think the answer is "Loud"; Smoke detectors make a really loud noise. Was that what you answered?



Great, said Sierra. That is the right answer.
They cheated, said Lion. They had a human help them!
I don't think it is cheating, said Sierra. In fact, why don't we let the reader answer first all the time?
OK, said the Lion, as long as we get human help as well.




Good, said Sierra. Then your question is: alert us that that a fire is near by.

Don't forget to regularly change their batteries.

That was difficult, said Bunny. Reader, do you know the answer? I am not sure, but I think it is "Smoke Alarm".

That is correct, well done said Sierra.



All right; one correct answer for each team. Ready for another one?


Yes, they shouted.

OK team one, here is your next question: Playing with fire is very

People could end up really hurt. Remember, you can choose between the following words: smoke alarms, hot, escape, dangerous, loud, place.




Please reader, help us. I don't know the answer. What do you think it is?
Wait a second, said Dog, is it "Dangerous"?
YES! Said Sierra. That is correct. Well done.
Great, said the Dog. Let us stop now so we win!
Not fair, said Lion and Bunny. We want one more question as well.



Yes, said Sierra. I have one more question. Ready? Here it is:
With the back of your hand check to see if the door is Do not exit the door if it is!
I think I know this one, but I want to hear from the reader first. What do you think reader?
That's right, I also think it is "hot". Don't exit if the door is hot.

Very good all, you have a perfect score! How should we celebrate? We should have a party!

- Thank you Sierra, we really learned a lot today about fire safety, said the Bunny. And you know, Marshmallows are delicious even if they aren't roasted....
- Yes, shouted all, marshmallows for everybody!



- A. Re-tell the story in your own words, trying to answer these questions:
 - - Who is the protagonist of the story? (The Bunny)
 - - What was he trying to do?
 - - What was the problem with what he was trying to do?
 - - What was the solution?
- B. Look at the illustrations and depict the emotions felt by the characters.
- C. Re-read the story and find word that denominate emotions (surprised, frightened, happy etc.) (develops effective perspective taking)
- D. Look back to page ... and try to figure out what Sierra is thinking when is seeing what the Bunny is about to do. (develops cognitive perspective taking)
- E. Imagine what could had happen if Sierra didn't enter the room, the Bunny would have started the fire and everything went really bad.
- F. What senses help you realize that there is a fire near you?

- Other books in the series

<p>Aiden and the book Adventure in a playground</p>  <p>Free Video Available</p> <p>Sylvia Yordanova</p>	<p>Playing with Fire Bart learns a hard lesson about fire danger</p>  <p>Free Video Available</p> <p>Sylvia Yordanova</p>	<p>Aiden and the Lion Very big and scary adventure</p>  <p>Free Video Available</p> <p>Sylvia Yordanova</p>
<p>Liking Who I am a picture book about self-acceptance</p>  <p>Free Video Available</p> <p>Sylvia Yordanova</p>	<p>Free Video Available</p>  <p>With Every PRINT Book</p>  <p>AUDIBLE FREE CREDITS</p> <p>Coloring & Activity Included</p> <p>With Every Kindle Book</p> <p>http://kiddy-books.biz</p>	<p>Emily and Magi The Best Friends Magic Journey</p>  <p>Free Video Available</p> <p>Sylvia Yordanova</p>
<p>Liam and the Kittens I had a wonderful summer</p>  <p>Free Video Available</p> <p>Sylvia Yordanova</p>	<p>Filbert, the Not So Smart Fox Aesop's Fables for Children</p>  <p>Free Video Available</p> <p>Sylvia Yordanova</p>	<p>How Gordony Defeats The Bully & Has the Courage To Be Who He Is?</p>  <p>Free Video Available</p> <p>Sylvia Yordanova</p>

For more free training, videos books, go to

- www.childsafetyacademy.com

- blank