

A compass rose with cardinal directions N, S, E, and W. The background of the slide is a blue sky with white clouds.

Unit 5

Talking About the Weather





Session 1

Section I

Talking Face to Face

Section II

Being All Ears



Section I

Talking Face to Face



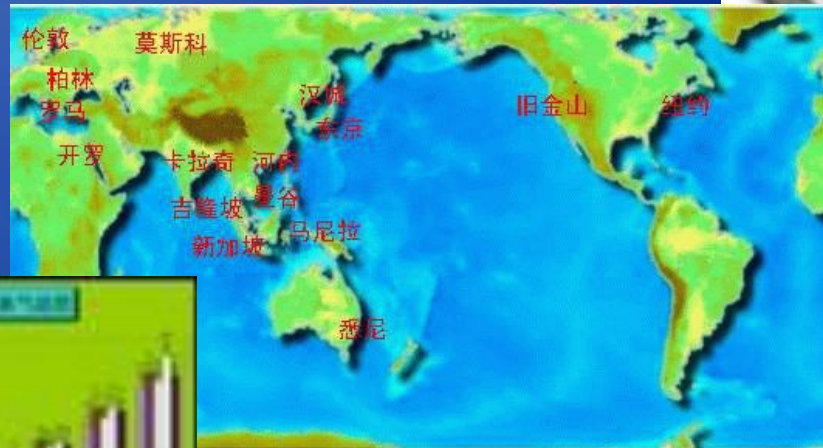
Lead-in: Warm-up

1. Do you often listen to weather forecast? Why or why not?
2. What's the use and importance of a weather forecast?



Lead-in: Read and translate

Read and translate Sample 1.





Lead-in: Questions

*Answer the questions
according to Sample 2.*

1. What's the weather like
in Berlin?



2. What's the temperature
in Dublin?



Lead-in: Questions

3. How is the weather in Rome?

4. Is it very cold in Madrid?

**5. Do you think it is a fine day
in London?**






Sample dialogues

Warm-up

1. Do you often talk about the weather and the weather forecast?



Speak out-asking about the weather



- A. What do you think of the weather here?**
- B. What's the weather going to be like tomorrow?**
- C. Do you think it'll be a fine day tomorrow?**

Speak out-asking about the weather



D. What did the weatherman say?

**E. Today is cool and a bit cloudy,
isn't it?**

F. What's it like outside?


G. Lovely day, isn't it?

Sample dialogues



Warm-up

2. Do you know how to
describe the weather
in English?



Speak out – describing weather



- A. It's lovely and nice.**
- B. It's lovely and clear.**
- C. A perfect day to play outside.**



Speak out-describing weather

D. Fairly mild for this time of year.

E. It looks like rain.

F. It's all right, but it rains a lot.



Speak out-describing weather

G. What a (an) ___ day!

Tips:



beautiful

lovely

awful

terrible

Speak out-describing weather

Weather
Forecast

H. The heat is
killing me.

I. The hot weather
makes me lazy.



Speak out-describing weather

Weather
Forecast

J. It's nice to see the sun again.

K. We can enjoy a lot of sunshine.





Sample dialogues

Read and find out

Read and find out
useful expressions for
talking about the weather.



Sample dialogues

Questions about the weather:

1. What's the weather like today?
2. Will it be a nice day?
3. How is the weather there / here?



Sample dialogues

Questions about the weather:

4. What's the temperature
in the evening?

5. Does it rain / snow a lot here?

6. Is that about 10°C?



Sample dialogues

Practice the blank-filling exercise.

weather report, get cooler, changeable, temperature, take umbrellas with

1. Is it very useful for us to listen to the ***weather report*** every day?
2. Is the weather very ***changeable*** in London?



Sample dialogues

weather report, get cooler, changeable, temperature, take umbrellas with

3. It's too hot. When are we getting cooler weather?
4. Why do British people often take umbrellas with them when going out?
5. What's the temperature in winter in Toronto?



Sample dialogues

Sentences for describing weather:

1. Today will be cool and partly cloudy, with a chance of rain this afternoon.
2. It's 62°F and there's a chance of rain.
3. It's warm and sunny.
4. That's cold for November.





Sample dialogue

Practice the blank-filling exercise.

**with a chance of, quite a warm day,
clear up, clear and lovely**

1. Tomorrow is going to be dull and cool, ***with a chance of*** scattered showers.
2. Now it is a little cloudy, but I'm sure it will ***clear up*** soon.



Sample Dialogue

**with a chance of, quite a warm day,
clear up, clear and lovely**

3. If it is **clear and lovely**, we will have a picnic in the open air.

4. Today is **quite a warm day** with the temperature around 24°C.



Sample dialogues

Group work

Practice the dialogues.



Sample dialogues

Pair work

**Make short conversations
by simulating the five
small dialogues.**



Sample dialogues

Role play

Role-play the similar situations you create, first in groups, and then before the class.



Sample dialogues

Put-in-Use

**Do the Put-in-Use exercises
in groups by reading out
loudly the three dialogues
you have completed.**



Section II

Being All Ears


Dialogue



Pre-listening task

Read the printed
materials
in *Listen and Decode*
in **ONE** minute.





Dialogue



While-listening task

Listen to the tape
WITHOUT looking
at the book.



Dialogue




While-listening task

**Listen to the tape
one sentence after
another, taking
notes during the
pause.**



Dialogue



Weather
Forecast

While-listening task

Repeat the
sentences
after the tape.

Repeat
Repeat
Repeat
Repeat
Repeat
Repeat



Dialogue script

Pat Alex comes by to see Li Hong. They talk about the party last night and about the weather.

Li Hong: Hi, Pat! Why didn't you go to the party last night?

Pat: Because it was so cold and rainy.

Li Hong: That's too bad! It was a really good party. Hey, why don't we go for a walk this afternoon, Pat? I need some exercise.



Dialogue script

Pat: Go out for a walk? But it's so cold out.

Li Hong: Cold out? What's the temperature?

Pat: About 13°C.

Li Hong: 13°C? That's not cold. Just wait until winter.

Pat: Why?



Dialogue script

Li Hong: Well...it snows a lot and sometimes it's very cold. Last winter it was 7 degrees below zero for three weeks. And it was windy, too.

Pat: That sounds awful!

Li Hong: It wasn't all that bad. The sun was out almost every day.

Dialogue



Post-listening task

Do the
exercises in
Listen and Decode
and *Listen and Respond*.

Passage

Weather
Forecast

Pre-listening task

Read the printed
materials
in *Listen and Read*
in **THREE** minutes.



Passage



While-listening task

Listen to the tape
and fill in the
blanks.



Passage



While-listening task

**Listen again and
check up the
answers.**





Passage

Key to the passage:


1. play in the fresh air
2. summer vacation
3. hot and uncomfortable
4. in summertime
5. go skating on the ice
6. begin to grow
7. a new year begins
8. are changing color
9. fall from the trees
10. in the air



Passage



Now, read
the
passage
LOUDLY!



Passage



Post-listening task



Do the
exercises in
Listen and Match
and Listen and Conclude.

Assignments



- 1. Tell about the weather conditions in your hometown to other members of the group.**
- 2. Make up dialogues to talk about the weather in pairs, referring to the dialogues in the Workbook.**
- 3. Preview Passage I and the exercises.**