


What to prepare before the lesson!!!

- 1.Laminated group info+ attendance records+students' records**
- 2.Film montage from the teachers' room's computer**
- 3. Print crib Chall 1 Module 5 p.64-65**



<p><u>Module 6 Unit 18 p.64-65</u></p> <p>-We don't want to spoil the view!</p> <p>-It was only a joke.</p> <p>-My foot really hurts.</p> <p>-That was a bit silly.</p> <p>////////////////////////////////////</p> <p><u>Suggestions:</u></p> <p>-Let's have a group photo.</p> <p>-Let's go.</p> <p>-Why don't we stop here?</p> <p>-Why don't you go without me?</p> <p>-We can stop for five minutes.</p> <p>-That's a good idea.</p> <p>-That's not a very good idea.</p> <p>-Right, let's do that.</p> <p>-We can't do that.</p> <p>-No, not now. / No, we can't.</p>	<p><u>Module 6 Unit 18 p.64-65</u></p> <p>-We don't want to spoil the view!</p> <p>-It was only a joke.</p> <p>-My foot really hurts.</p> <p>-That was a bit silly.</p> <p>////////////////////////////////////</p> <p><u>Suggestions:</u></p> <p>-Let's have a group photo.</p> <p>-Let's go.</p> <p>-Why don't we stop here?</p> <p>-Why don't you go without me?</p> <p>-We can stop for five minutes.</p> <p>-That's a good idea.</p> <p>-That's not a very good idea.</p> <p>-Right, let's do that.</p> <p>-We can't do that.</p> <p>-No, not now. / No, we can't.</p>	<p><u>Module 6 Unit 18 p.64-65</u></p> <p>-We don't want to spoil the view!</p> <p>-It was only a joke.</p> <p>-My foot really hurts.</p> <p>-That was a bit silly.</p> <p>////////////////////////////////////</p> <p><u>Suggestions:</u></p> <p>-Let's have a group photo.</p> <p>-Let's go.</p> <p>-Why don't we stop here?</p> <p>-Why don't you go without me?</p> <p>-We can stop for five minutes.</p> <p>-That's a good idea.</p> <p>-That's not a very good idea.</p> <p>-Right, let's do that.</p> <p>-We can't do that.</p> <p>-No, not now. / No, we can't.</p>	<p><u>Module 6 Unit 18 p.64-65</u></p> <p>-We don't want to spoil the view!</p> <p>-It was only a joke.</p> <p>-My foot really hurts.</p> <p>-That was a bit silly.</p> <p>////////////////////////////////////</p> <p><u>Suggestions:</u></p> <p>-Let's have a group photo.</p> <p>-Let's go.</p> <p>-Why don't we stop here?</p> <p>-Why don't you go without me?</p> <p>-We can stop for five minutes.</p> <p>-That's a good idea.</p> <p>-That's not a very good idea.</p> <p>-Right, let's do that.</p> <p>-We can't do that.</p> <p>-No, not now. / No, we can't.</p>
<p><u>Module 6 Unit 18 p.64-65</u></p> <p>-We don't want to spoil the view!</p> <p>-It was only a joke.</p> <p>-My foot really hurts.</p> <p>-That was a bit silly.</p> <p>////////////////////////////////////</p> <p><u>Suggestions:</u></p> <p>-Let's have a group photo.</p> <p>-Let's go.</p> <p>-Why don't we stop here?</p> <p>-Why don't you go without me?</p> <p>-We can stop for five minutes.</p> <p>-That's a good idea.</p> <p>-That's not a very good idea.</p> <p>-Right, let's do that.</p> <p>-We can't do that.</p>	<p><u>Module 6 Unit 18 p.64-65</u></p> <p>-We don't want to spoil the view!</p> <p>-It was only a joke.</p> <p>-My foot really hurts.</p> <p>-That was a bit silly.</p> <p>////////////////////////////////////</p> <p><u>Suggestions:</u></p> <p>-Let's have a group photo.</p> <p>-Let's go.</p> <p>-Why don't we stop here?</p> <p>-Why don't you go without me?</p> <p>-We can stop for five minutes.</p> <p>-That's a good idea.</p> <p>-That's not a very good idea.</p> <p>-Right, let's do that.</p> <p>-We can't do that.</p>	<p><u>Module 6 Unit 18 p.64-65</u></p> <p>-We don't want to spoil the view!</p> <p>-It was only a joke.</p> <p>-My foot really hurts.</p> <p>-That was a bit silly.</p> <p>////////////////////////////////////</p> <p><u>Suggestions:</u></p> <p>-Let's have a group photo.</p> <p>-Let's go.</p> <p>-Why don't we stop here?</p> <p>-Why don't you go without me?</p> <p>-We can stop for five minutes.</p> <p>-That's a good idea.</p> <p>-That's not a very good idea.</p> <p>-Right, let's do that.</p> <p>-We can't do that.</p>	<p><u>Module 6 Unit 18 p.64-65</u></p> <p>-We don't want to spoil the view!</p> <p>-It was only a joke.</p> <p>-My foot really hurts.</p> <p>-That was a bit silly.</p> <p>////////////////////////////////////</p> <p><u>Suggestions:</u></p> <p>-Let's have a group photo.</p> <p>-Let's go.</p> <p>-Why don't we stop here?</p> <p>-Why don't you go without me?</p> <p>-We can stop for five minutes.</p> <p>-That's a good idea.</p> <p>-That's not a very good idea.</p> <p>-Right, let's do that.</p> <p>-We can't do that.</p>

Things to do:

1. Socks/Shoe covers



2. Stationery boxes

Pencil / Pen Box



3. Copybooks to sign



4. Who is on duty? (+1 more club)



5. who has got a birthday in November?

Laminated group info:

Date:	Homework	Class work	Total:
10-11a (Challenges-1)			
Алисона Анна			
Елла			
Закхари Дэвид			
Дэвид			
Ермион Мейна			
Майкл			
Тиганья Уил			
Габриэла			
Арустакян Арсен			
Арсен			
Дэвид Дэвид			
Дэвид			
Виктор Савинов			
Савинов			
Гука Алексий			
Алекс			
Павлуша Дани			
Дани			
Teacher's notes:			



November 2020

Wk	Sun	Mon	Tue	Wed	Thu	Fri	Sat
45	1	2	3	4	5	6	7
46	8	9	10	11	12	13	14
47	15	16	17	18	19	20	21
48	22	23	24	25	26	27	28
49	29	30					

Question from WhatsApp:

Do you like camping?

When was the last time you went camping?

Your Hometask:



Home task: Выдаётся на уроке в четверг 29.10.2020. Сделать на вторник 03.11.2020

1. Describe one of the pictures in a written way! Send it in Vk!!!!!!

How to describe the picture (in general)

1. Describe the central person (using **who...** and **Present Continuous**):

- **In the picture I can see** a boy **who is standing** in the street and **shouting** at birds.

2. Describe the person starting with his head, then the clothes (using **Present Continuous**):

- He **has got** blond hair, blue eyes and a big mouth.

- **The boy is wearing** a green cap, a blue T-shirt, gray trousers and gray trainers.

3. Describe the picture around the central person:

- **In the background I can notice** a father with two daughters.

- **In the foreground I can't miss** lots of birds.

- **On the left there are** also many birds.

- **On the right there is** a very funny pigeon.

4. Think and speak about the central person again

(using the phrases: **to my mind**, **in my opinion**,

I think, **I suppose**, **I imagine**, as for me):

- The boy is shouting because he is afraid of the birds around him.

- **To my mind**, he is very nervous.

5. Answer the teacher's questions if you have them.



How to describe the picture (in general)

1. Describe the central person (using **who...** and **Present Continuous**):

- **In the picture I can see** a boy **who is standing** in the street and **shouting** at birds.

2. Describe the person starting with his head, then the clothes (using Present Continuous):

- He **has got** blond hair, blue eyes and a big mouth.

- **The boy is wearing** a green cap, a blue T-shirt, gray trousers and gray trainers.

3. Describe the picture around the central person:

- **In the background I can notice** a father with two daughters.

- **In the foreground I can't miss** lots of birds.

- **On the left there are** also many birds.

- **On the right there is** a very funny pigeon.

4. Think and speak about the central person again (using the phrases: **to my mind**, **in my opinion**, **I think**, **I suppose**, **I imagine**, **as for me**):

- The boy is shouting because he is afraid of the birds around him.

- **To my mind**, he is very nervous.

5. Answer the teacher's questions if you have them.



Chall-1-Module 6 Unit 18 p.64-65



-We don't want to spoil the view!



-It was only a joke.



-My foot really hurts.



-That was a bit silly.

Suggestions:



-Let's have a group photo.



-Let's go.



-Why don't we stop here?



-Why don't you go without me?



-We can stop for five minutes.



-That's a good idea.



-That's not a very good idea.



-Right, let's do that.



-We can't do that.



-No, not now. / No, we can't.

Chall-1-Module 6 Unit 18 p.64-65

-We 'd better not to spoil the view!

-I was only a bit late.

-My foot really hurts.

-That was a bit silly,

Suggested dialogues:

-Let's have a group photo.

-Let's go.

-Why can't we stop here?

-Why don't you go with me?

-We can wait for five minutes.

-That's a good idea.

-That's not a very good idea.

-Right, let's do that.

-We can do that.

-No, not now. / No, we can't.

Lets play!



Reading and Listening



2 Read and listen to the dialogue. Check your guesses from Exercise 1.

Laura Hey, why don't we stop here? Jake can take some photos.

Emily That's not a very good idea. I want to finish the walk before dark.

Jake But it's early. We can stop for five minutes.

Laura Let's have a group photo.

Emily No, not now. No, we haven't got time.

Ryan Don't have Em in the photo! We don't want to spoil the view!


Emily I don't want to be in the photo anyway.

Laura Emily, it was only a joke.


Emily Well, I want to go now.

Jake Okay, I've got some photos. Let's go.

...




- Jake** Be careful here. There's a big hole in the
- Laura** Ow, my foot!
- Ryan** Laura! Are you okay?
- Laura** Yeah, but my foot really hurts.
- Jake** Oh, no, Laura. Can you walk?
- Emily** That was a bit silly, Laura. The hole was right in front of you.
- Ryan** Em, don't say that!
- Emily** Well, this expedition is important.
- Laura** It's okay. Why don't you go without me? You three can finish.



4 What do you think happens next? Talk about these answers. Then listen and check.

- a) Emily, Jake and Ryan finish the expedition without Laura.
- b) Emily, Jake and Ryan help Laura to finish the expedition.
- c) They call Mel for help.



Буквосочетание **tion** читается как [ʃ(ə)n]

demonstration, **tradition**, **position**,

information, **decoration**, **collection**,

organization, **section**, **dictation**,

congratulation, **nation**, **action**

Speaking

5 Look at the Key Expressions.

Key Expressions: Suggestions

Let's have a group photo.

Let's go.

Why don't we stop here?

Why don't you go without me?

We can stop for five minutes.

That's a good idea.

That's not a very good idea.

Right, let's do that.

We can't do that.


No, not now. / No, we can't.

6 Work in pairs. Use the Key Expressions to make suggestions and reply to them.

A *Why don't we open the window?*

B *No, we can't. It's very cold outside!*

- open the window • listen to some music
- phone home • go to the cinema
- go home • go to the café





We use these expressions to talk about when something happened in the past:

last + night / Friday / week / month / year

*I watched a good film **last Saturday**.*

ago after a period of time

*We went to London **three years ago**.*

yesterday + morning / afternoon / evening

*I emailed her **yesterday evening**.*

Time expressions can go at the beginning or end of a sentence.

*I played in a concert **last week**. **Last week**, I played in a concert.*



Writing: A short note

- 1 Look at the Sentence Builder. Write four sentences about you, your family and friends.

Sentence Builder

I failed my maths test last week.

My boyfriend phoned yesterday.

We watched a good film last night.

My sister cooked breakfast this morning.

Today is Saturday 15th November.

~~Last Saturday~~ Last month Yesterday evening
Last Monday Yesterday Last Thursday

- 1  Last Saturday _____, Clare played (play) tennis.
Clare played tennis last Saturday.
- 2  _____, it _____ (be) my birthday.

- 3  _____, Jason _____ (play) badminton with Henry.

- 4  _____, I _____ (tidy) my room.

- 5  _____, we _____ (watch) a play at the theatre.

- 6  _____, Dad _____ (phone) Roger.

Game



Prison 1

Present	Past	Perfect	Translation
Go	went	gone	Идти
Have	had	had	Иметь
Get	got	got	Получать
Come	came	come	Приходить
Do	did	done	Делать
Sweep	swept	swept	Подметать
Keep	kept	kept	Хранить
Know	knew	known	Знать
Grow	grew	grown	Растить
Dream	dreamt	dreamt	Мечтать

Prison 1

Present	Past	Perfect	Translation
Go			Идти
Have			Иметь
Get			Получать
Come			Приходить
Do			Делать
Sweep			Подметать
Keep			Хранить
Know			Знать
Grow			Растить
Dream			Мечтать

Prison 1(Go, have, get, come, do, sweep, keep, know, grow, dream)

Go	w _ nt	g _ n _	Идти
Have	h _ d	h _ d	Иметь
Get	g _ t	g _ t	Получать
Come	c _ m _	c _ m _	Приходить
Do	d _ d	d _ n _	Делать
Sweep	sw _ pt	sw _ pt	Подметать
Keep	k _ pt	k _ pt	Хранить
Know	kn _ w	kn _ wn	Знать
Grow	gr _ w	gr _ wn	Растить
Dream	dr _ _ mt	dr _ _ mt	Мечтать

Мы пошли домой после (after) школы.

У нас были хорошие и плохие оценки(marks).

Но мы получили удовольствие(pleasure)от (from) уроков.

Несколько миллионеров(Some millionaires)пришли к нам в школу.

Они сделали много(a lot)для (for)нас.

Они даже(even)подмели классы(the classrooms).

Мы хранили их секрет(secret).

Мы узнали о них много интересного (many interesting things).

Они всегда(always)росли заинтересованными(interested).

Они всегда мечтали об успехе(success).

2 Write a short note to a friend.

- Tell him/her about a problem, e.g. you failed a test, missed a friend's birthday, argued with your best friend, missed an important class, etc.
- Say when it happened.
- Ask for suggestions.

Hi Jenny

I failed my maths test last week.

My mum is cross and I'm worried about the next test.

What can I do?

Paula



Writing skills

3 Work in pairs. Read your partner's note and write a short reply. Make suggestions.

Hi Paula

Sorry about the maths test!

You can ask your teacher for help. Or Isme is good at maths.

Why don't you ask her for help?

I need to practise, too - let's do our maths homework together.

Good luck!

Jenny

Film to watch: Journey 2



A That's a good idea. I'll do that now!

B Most of them were great but The Pond was perhaps my favourite.

C Actually, they couldn't go this time. **(Example)**

D I'm going to go back to school tomorrow.


E Excellent! Really good fun.

F I didn't see anyone I knew, actually, but I think Harry was there somewhere.


G That's right, I felt really excited about having guitar lessons.

H My uncle had tickets, so I went with him and my cousins.


Questions

1  **Helen:** Who did you go to the festival with?

 **George:**

2  **Helen:** What was the festival like?

 **George:**

3  **Helen:** Which was the best band at the festival?

 **George:**

A That's a good idea. I'll do that now!

B Most of them were great but The Pond was perhaps my favourite.

C Actually, they couldn't go this time. **(Example)**

D I'm going to go back to school tomorrow.

E Excellent! Really good fun.

F I didn't see anyone I knew, actually, but I think Harry was there somewhere.

G That's right, I felt really excited about having guitar lessons.

H My uncle had tickets, so I went with him and my cousins.

4



Helen:

Were there any kids from our class at the festival?



George:

.....

5



Helen:

Are you going to put some photos online?



George:

.....

Your Hometask:



Home task: Выдаётся на уроке во вторник 03.10.2020. Сделать на четверг 05.11.2020

1. Dict. prep. p.64-65
2. W.b-p.60, p.61 ex 5
3. Prison 1 + story

Key Expressions: Suggestions

1 Match the suggestions (1–5) to the replies (a–e).


- 1 It's getting dark. Why don't we take some photos now?
- 2 We can get some water from the river.
- 3 Let's finish that packet of biscuits.
- 4 Why don't you phone home?
- 5 Let's stop for a minute.

- a No, I can't. The battery on my mobile is low.
- b Right, let's do that. Here's the camera.
- c That's a good idea. This climbing is hard work.
- d No, not now. We can't eat everything.
- e That's not a very good idea. It looks really dirty.


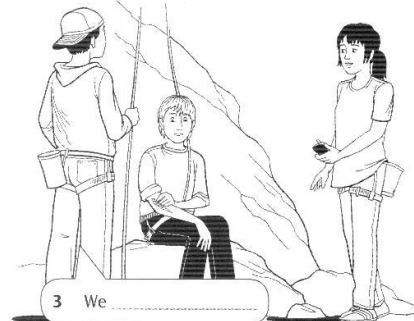
2 Match the words in A and B to make phrases. Then use them to write suggestions for the situations.

A check change put-up phone put on

B for help the batteries some sun cream the-tents the map



1 Let's put up the tents.



Prison 1-new practice

**Task: Make up a story about a
girl/boy/animal with the following
verbs:**

**Go, have, get, come, do,
sweep, keep, know, grow,
dream**

Module 6 Unit 18 p.64-65

- We don't want to spoil the view!
- It was only a joke.
- My foot really hurts.
- That was a bit silly.

Suggestions:

- Let's have a group photo.
- Let's go.
- Why don't we stop here?
- Why don't you go without me?
- We can stop for five minutes.
- That's a good idea.
- That's not a very good idea.
- Right, let's do that.
- We can't do that.
- No, not now. / No, we can't.

Writing

- 5 Write the words in the correct order. Add the correct punctuation.

Sentence Builder

- 1 last weekend / my sister's / it was / birthday
It was my sister's birthday last weekend.
- 2 yesterday / my grandparents / i visited

- 3 last night / watched a good film / we

- 4 i / last year / enjoyed my holiday in italy

- 5 studied for an english test / we / last week

- 6 this morning / i / stayed in bed late

Game time

1. Play in teams.
2. There are two piles of cards: Truth or Action
3. One by one choose and say or do.
4. If you reject, your team loses the points.
5. You have got 5 min. Who can get more points (1 more club)?

