



БАРАБАНЫ

**I ступень
5 занятие**

Когда выполнил домашнее задание и уверен в себе





**НЕ ВСЕ МОГУТ СОЕДИНИТЬ
РИТМ ПЛЮС БРЕЙК**

**ВЕРНЕЕ СОЕДИНИТЬ МОГУТ НЕ ТОЛЬКО ЛИШЬ
ВСЕ, МАЛО КТО МОЖЕТ ЭТО СДЕЛАТЬ**

**Простые
ритмы**

**Сложные
ритмы**

**Простые
брейки**

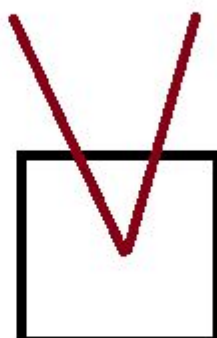



**Сложные
брейки**

**Простые
ритмы**

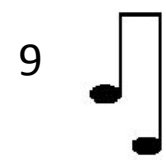
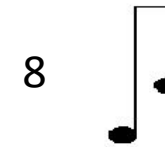
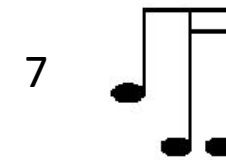
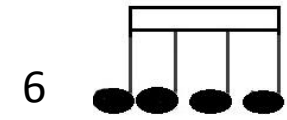
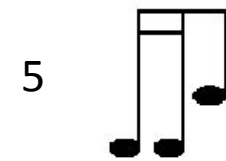
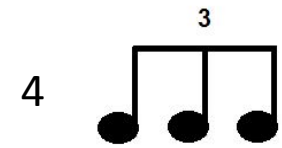
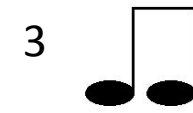
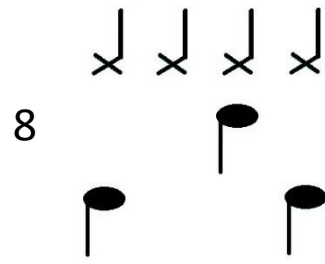
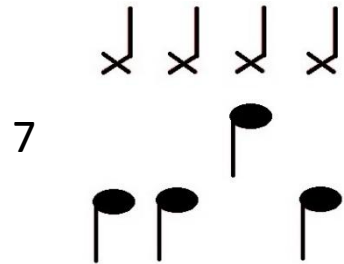
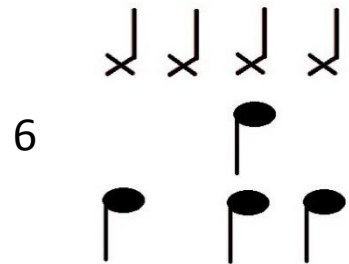
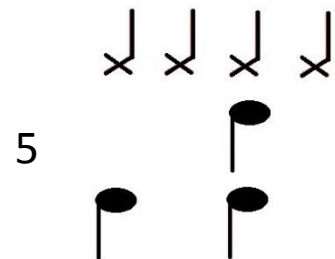
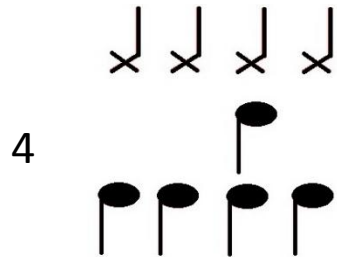
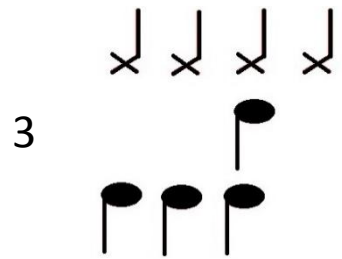
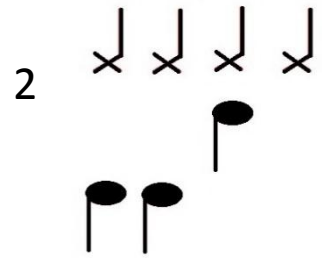
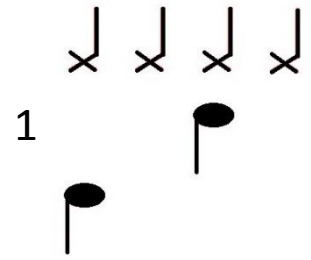
**Сложные
ритмы**

**Простые
брейки**

**Сложные
брейки**



Брейк из одинаковых фигур



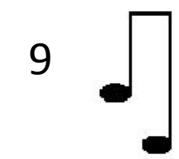
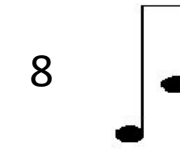
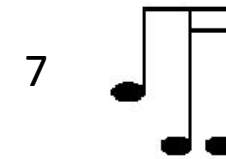
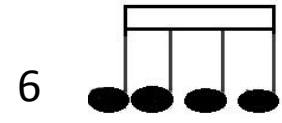
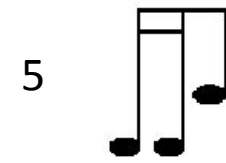
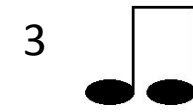
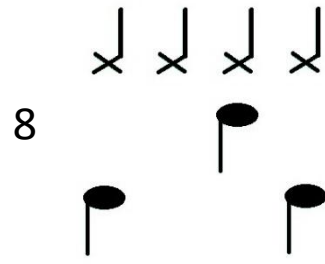
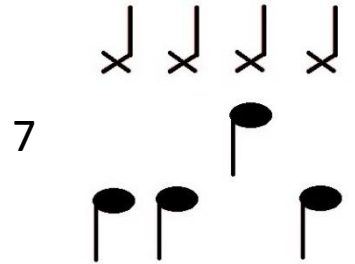
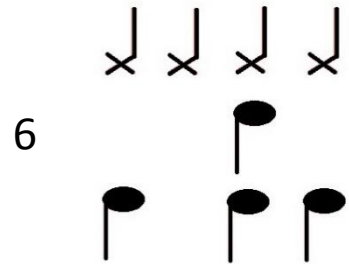
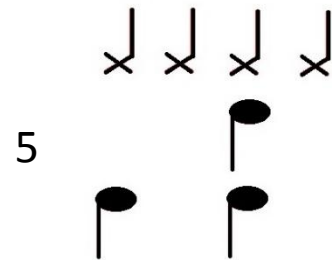
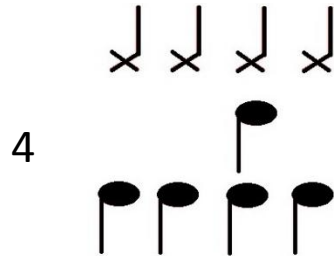
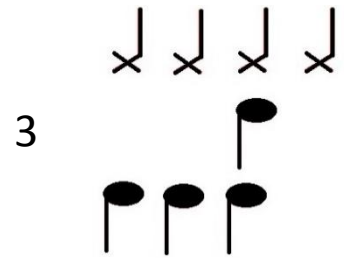
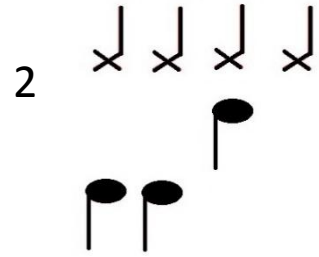
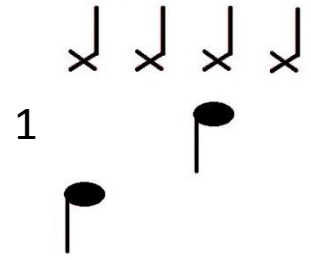
**Простые
ритмы**

**Сложные
брейки**

**Простые
брейки**

**Сложные
брейки**

Брейк из разных фигур



**Простые
ритмы**

**Сложные
ритмы**

**Простые
брейки**

**Сложные
брейки**

Ритм из
разных фигур

Musical notation for 'Ритм из разных фигур' (Rhythm from different figures). The notation is organized into four systems, each separated by a horizontal blue line. The first system contains two measures: the first measure has a quarter note with an 'x' above it, followed by a quarter note with an 'x' above it, and a quarter note with an 'x' above it; the second measure has a quarter note with an 'x' above it, followed by a quarter note with an 'x' above it, and a quarter note with an 'x' above it. The second system contains two measures: the first measure has a quarter note with an 'x' above it, followed by a quarter note with an 'x' above it, and a quarter note with an 'x' above it; the second measure has a quarter note with an 'x' above it, followed by a quarter note with an 'x' above it, and a quarter note with an 'x' above it. The third system contains two measures: the first measure has a quarter note with an 'x' above it, followed by a quarter note with an 'x' above it, and a quarter note with an 'x' above it; the second measure has a quarter note with an 'x' above it, followed by a quarter note with an 'x' above it, and a quarter note with an 'x' above it. The fourth system contains two measures: the first measure has a quarter note with an 'x' above it, followed by a quarter note with an 'x' above it, and a quarter note with an 'x' above it; the second measure has a quarter note with an 'x' above it, followed by a quarter note with an 'x' above it, and a quarter note with an 'x' above it.

Брейк из одинаковых фигур

Musical notation for 'Брейк из одинаковых фигур' (Break from identical figures). The notation shows nine numbered rhythmic patterns:

- 1. A quarter note with a wavy line above it.
- 2. A quarter note.
- 3. A quarter note.
- 4. A quarter note.
- 5. A quarter note.
- 6. A quarter note.
- 7. A quarter note.
- 8. A quarter note.
- 9. A quarter note.

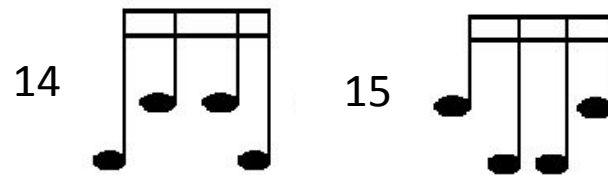
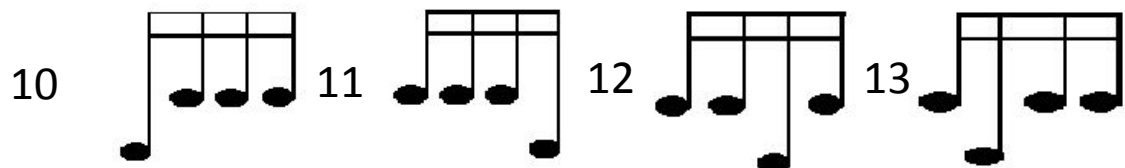
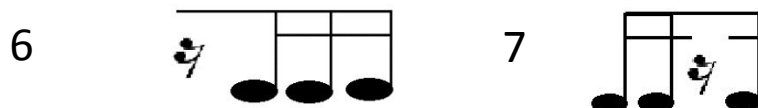
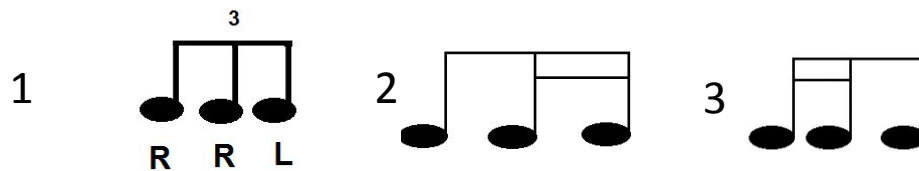
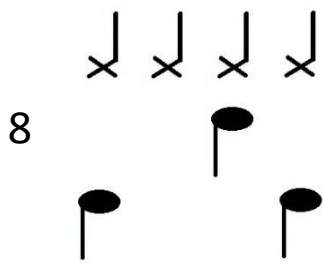
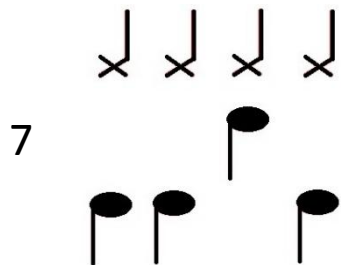
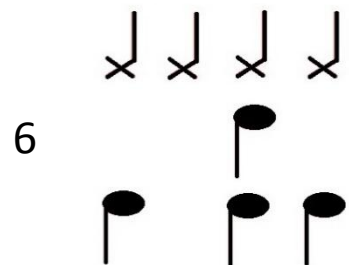
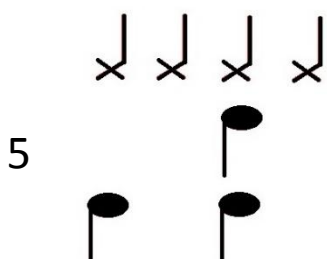
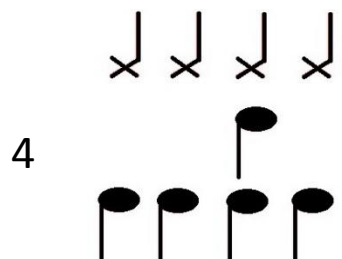
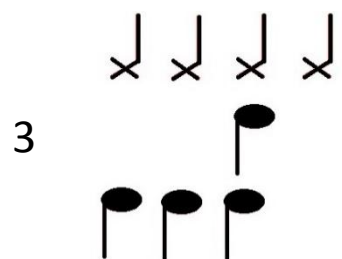
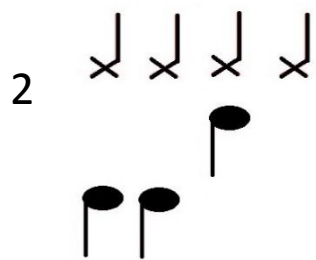
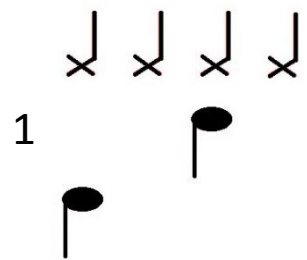
**Простые
ритмы**

**Сложные
брейки**

**Простые
брейки**

**Сложные
брейки**

Ver. 2.0



**Простые
ритмы**

**Сложные
ритмы**

**Простые
брейки**

**Сложные
брейки**



**НЕ ПАСУЙ ПЕРЕД СЛЕДУЮЩИМ
СЛАЙДОМ СЫНОК!**

**Я ИГРАЛ ЭТО ВСЕ ОДНОЙ РУКОЙ, ДАЖЕ
ТОГДА, КОГДА СБИЛСЯ МОЙ МЕТРОНОМ!**

Musical notation for a sequence of 15 exercises on a staff with a blue line. Exercises 1-3 are on the line, 4-6 are below, and 7-9 are above. Exercises 10-15 are on the line.

Musical notation for a sequence of 15 numbered exercises. Exercises 1-3 are on the line, 4-6 are below, and 7-9 are above. Exercises 10-15 are on the line.

1 2 3

4 5

6 7

8 9

10 11 12 13

14 15



А ЕЩЕ,

**ИХ НУЖНО
КОМБИНИРОВАТЬ**

risovach.ru

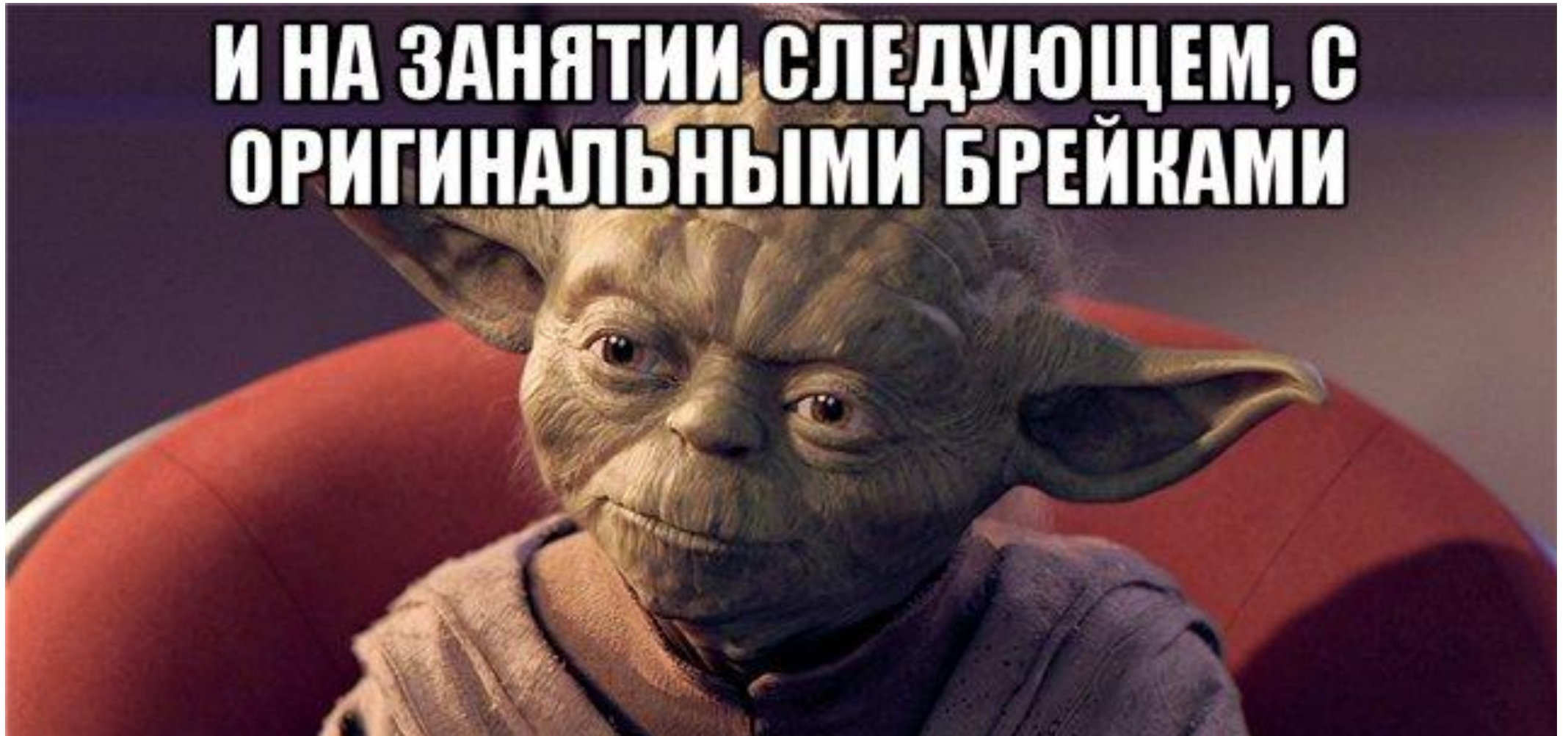


3 Простых формы (ритмы - брейки)

3 формы (простые ритмы - сложные брейки)

3 формы (сложные ритмы – простые брейки)

**И НА ЗАНЯТИИ СЛЕДУЮЩЕМ, С
ОРИГИНАЛЬНЫМИ БРЕЙКАМИ**



ПЕСНЮ будешь играть ТЫ!