

ГОУ ДПО СПб Региональный центр оценки качества образования и
информационных технологий

*Электронные дидактические
материалы на тему:
"Развитие креативных
способностей у учащихся
посредством изучения
иностранного языка "*

Topic of the lesson: "At School"

Выпускная работа преподавателя английского языка
Петроградского района Пузань Дарьи Михайловны
Преподаватели: Акимов В.Б. , Павлова Е.В.

2012

год

Educational aims:

- To develop the students creativity and associative thinking
- To instill in students a love of school and its activities

Aim/s or Objective/s:

- To develop lexical skills.
- To introduce vocabulary to practice the use of the new vocabulary items in context and in speech with the help of vocabulary focused activities.
- To develop skills of monologue speech.

Subsidiary aims:

- To improve phonetic skills.
- To improve reading skills.

Aids: handouts

Educational aims:

- Развивать креативность и ассоциативное мышление
- Привить учащимся любовь к школе и занятиям в ней

Aim/s or Objective/s:

- Развивать лексические навыки
- Отрабатывать лексические единицы в контексте и речи
- Развивать навыки монологической речи

Subsidiary aims:


- Улучшать фонетические навыки
- Улучшать навыки чтения

Give the associations which the word is

DESK



What does your teacher ask you to do at the lesson?



Listen to CD carefully

Stop talking

Open your books

Work in pairs



Rise your hands

Look at the blackboard

Answer my questions



– Choose the verbs which describe the picture



Listen to the teacher

Read

Ride a bike

Have lunch

Sit at the desk

Be quite

Look at the blackboard


Laugh

Jump

Paint on the wall



Remove unnecessary sentences and try to put other ones in the correct order



Pupils are writing on the blackboard

Children are listening to the teacher

Children are jumping

Pupils are having lunch

Children are sitting at the desks

Pupils are reading newspapers and magazines

Children are eating


Children are quiet and attentive

Pupils are laughing

Pupils are ready to work



Remove unnecessary sentences and try to put other ones in the correct order



Children are listening to the teacher


Children are sitting at the desks


Children are quiet and attentive

Pupils are ready to work



Color Scheme





pencil

bow

pencil case

The Sun



The girl with red bows takes a red pencil from the red pencil case and draws the red Sun



grass



bench




sweater



ball



The boy in the green sweater is playing with the ball on the grass near the green bench



kite



The Sky



shoes



**The girl in the blue shoes is flying
a blue kite in the blue sky**

Look at the figures. What are they?
What can we make up from them?

