

# The job of dreams

# Jobs

## *The medical profession*



A doctor

# A nurse



# A Vet- animal doctor



# A Surgeon



# Manual jobs

- There are jobs where you work with your hands, and all the examples below are skilled jobs.








# A hairdresser





*A carpenter*



**A  
bricklayer**



# Professional people




**A Lawyer**-represents people with legal problems



**A manager**



A teacher



# The armed forces and the emergency services



# Employed for



A programmer



A manager

A make up artist



# Mini -project: a

## Objectives : debate

Pp will be able to

- practise working cooperatively, creatively and more independently

- present their opinion and support it with arguments

- to practise debating

Научить высказывать свою точку зрения , приводить аргументы « за» и «против» обсуждаемой идеи и убедить оппонентов в правильности своей позиции.

**Here is the motion for the debate: «You can never make a successful career unless you graduate from a prestigious university?»»**

**Вы никогда не сможете подняться по карьерной лестнице, если не закончите престижный университет.**

# Steps

**Work in two groups :those «for» the motion and those «against»**



**Select a secretary for each group and a chair for the debate**



**Brainstorm reasons and examples for your arguments in the two groups. Anticipate the arguments of the other side and develop your group,s counter-arguments.**



**Choose three people to represent your group.**

# Brainstorming

**1. What personal qualities are more important for a successful career?**

**2. What professional skills should we develop while studying?**

**-advantages and disadvantages of studying at...**

**-the best way is doing or practising**

**3. What is the recipe for success?**

**4. What points should be considered**

**while choosing a career?**

# Conduct the debate following this sequence:

- Group **A** presents their arguments for the motion.
- Group **A** supports their arguments and criticises group **B** arguments.
- Group **A** sums up their arguments.
- Group **B** presents their argument against the motion.
- Group **B** supports their arguments and criticises group **A** arguments.
- Group **B** sums up their arguments.

Which group was stronger? Take a class vote.

# Dialogue vocabulary

## For the chairperson:

Dear guests/Ladies and gentlemen, could I have your attention, please?

Let me open/close the discussion. Today we're going to...

Now, I'll give the floor to...

May I ask you to keep to the time of...

Unfortunately, your time is up.

Does the audience have any questions?

I invite the audience to vote.

## For the speakers:

On behalf of our group, I'm going to...

I'm sure you'll agree that ...

The fact/truth is...

We need to think about...

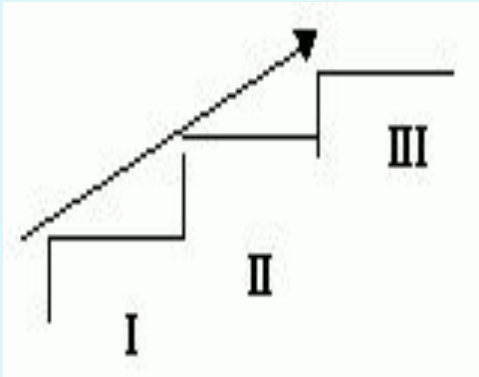
Yes, but do you really think that ...?

Yes, but look at this from another perspective...

I agree, but on the other hand...



# Up to a “career ladder”



- personal qualities
- developing professional skills
- getting a degree
- taking part in different competitions

# A strategy

**A- attention**

**I- interests**

**D- desire**

**A- activities**

**Every person is the  
maker of his own  
fortune**

**Человек –сам творец  
своей судьбы!**

# Curriculum Vitae (Resume)

- **Personal details:**
- **Date of birth:**
- **Tel:**
- **Education:**
- **Work experience:**
- **Office junior:**
- **Positions of responsibility:**
- **Skills:**
- **Interests:**
- **ful-time job**
- **part- time job**
- **available**