

# Презентация на тему: «Будь вежливым»

Подготовила: Шарифуллина Альбина Юрьевна,  
учитель английского языка

МБОУ «Средняя общеобразовательная школа №1»,  
г. Чистополь, РТ

# Answer my questions, please

*-What is your name?*

(My name is ... / I'm ...)

*-What is your surname?*

(My surname is ... / I'm ...)

*-How old are you?*

(I'm 10/ I'm 11)

*-What can you do?*

(I can swim, dance, skip)

"BE POLITE"



**The theme of our lesson:**

Be polite

**If you want to visit your friends,  
call up before (заранее).**



**Don't be late. Come on time.**



**Wash your hands before you eat.**



**Don't talk with your mouth full.**





**Say «thank you» and «goodbye».**



# Single Round Robin

- Which phrases can you use at the table?
- Which phrases can you use at school?
- Which phrases can you use when you visit your friend?



# Let's have a rest



**ex. 48 p. 80**



# ex. 19 p. 43 fill in the missing words:

You are welcome!

Thank you!

Good morning

Help yourself!

1) Mag: Happy birthday to you!

Jill: Oh, it's great! \_\_\_\_\_

2) Mother: Good morning, Jim! Would you like some porridge?

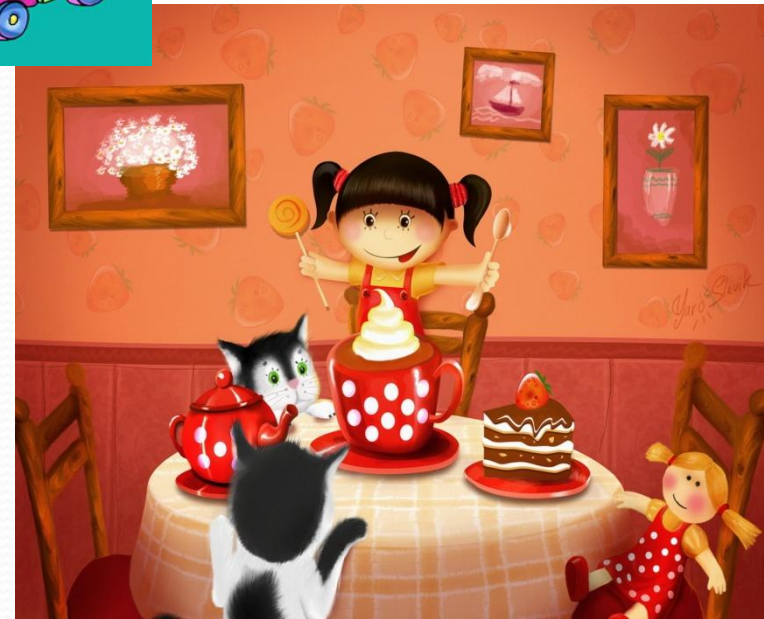
Jim: \_\_\_\_\_, Mum! No, thank you. I'd like some tea and a ham sandwich.

Mother: Here you are. \_\_\_\_\_

Jim: Thank you, Mum.

Mother: \_\_\_\_\_

# Project




# Homework:

**Ex. 21 p. 44 WB**

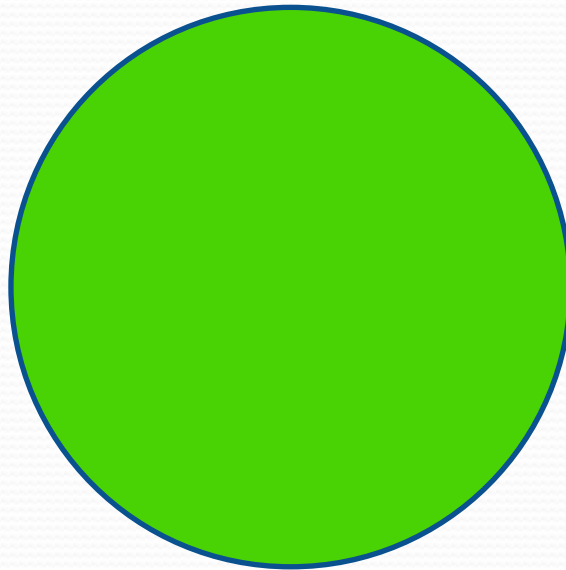


# Grade the lesson

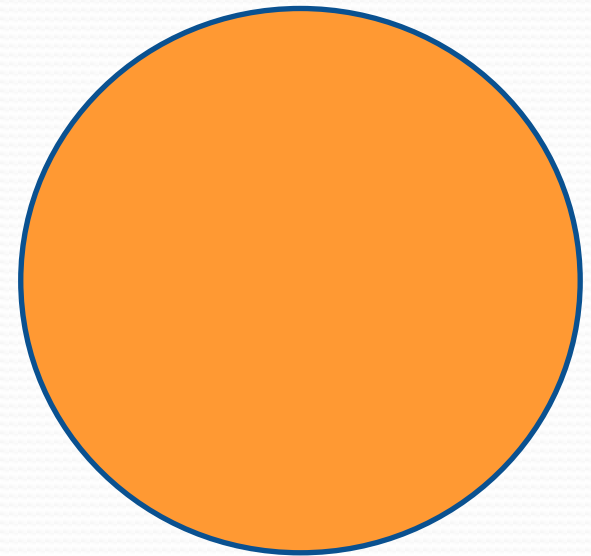
Всё понравилось



Не всё поняли




Не понравилось






# Grade yourself

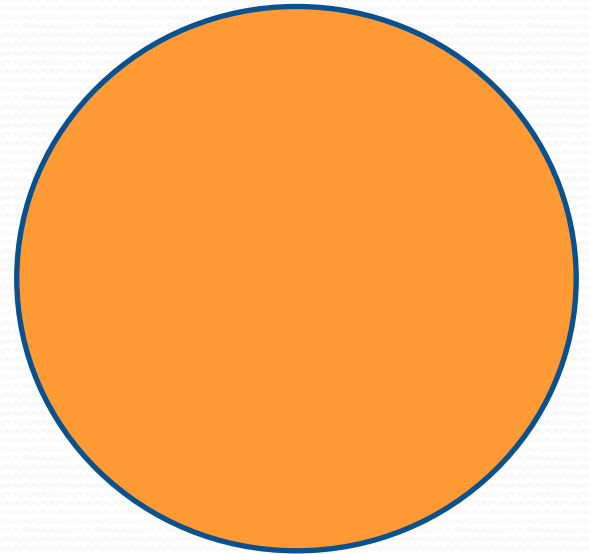
«5»



«4»



«3»



# Использованные сайты и литература:

1. УМК английского языка для 4 класса «Enjoy English» М. З. Биболетова, Н.Н. Трубанёва, издательство «Титул», 2009г.
2. Аудио приложения (CD - диск)/ М. З. Биболетова, Н.Н. Трубанёва, издательство «Титул», 2009г.
3. <http://images.yandex.ru/>
4. [http://yandex.ru/video/search?text=The\\_Looney\\_Tunes\\_Show\\_Merrie\\_Melodies\\_-\\_Be\\_Polite&where=all](http://yandex.ru/video/search?text=The_Looney_Tunes_Show_Merrie_Melodies_-_Be_Polite&where=all)



Thank



You

The image features the words "Thank" and "You" in a large, stylized, maroon-colored font with a 3D effect and a drop shadow. The text is centered horizontally. On the left side, there is a decorative arrangement of two red roses with green leaves and a flowing maroon ribbon. A similar decorative arrangement is positioned below the word "Thank" and to the left of the word "You". The background is plain white.