

**Аудирование как цель обучения и  
как средство обучения другим  
видам речевой деятельности.**

***Журавлева Ирина Юрьевна***

**учитель английского языка**

**школы № 596**

**Санкт-Петербург**

# Оглавление

## Теоретические основы обучения аудирования



Аудирование как вид речевой деятельности



Содержание обучения аудированию



Психологические особенности обучения аудированию

## Методы обучения аудированию



Система упражнений, где аудирование выступает как цель обучения



Система упражнений, где аудирование выступает как средство обучения другим видам речевой деятельности



Работа с аудиотекстом



Работа с кинофрагментом

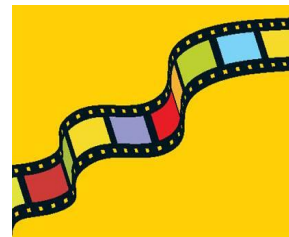


Использование новых информационных технологий

## Информационные источники

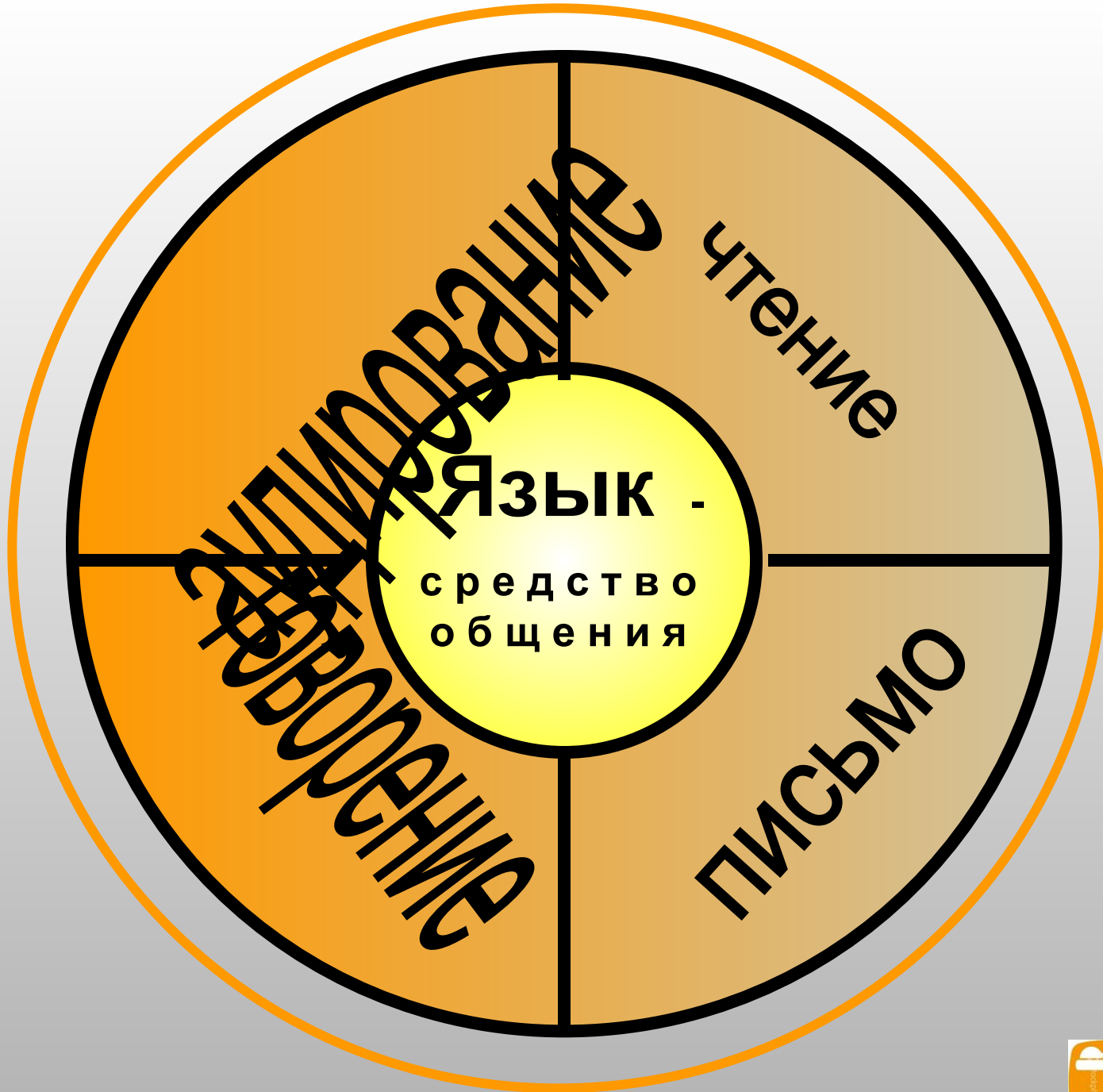


# Аудирование



- это понимание воспринимаемой на слух речи.





# АУДИРОВАНИЕ

представляет собой различные виды деятельности.

**Перцептивная деятельность**

- восприятие
- рецепция
- перцепция

**Мыслительная деятельность**

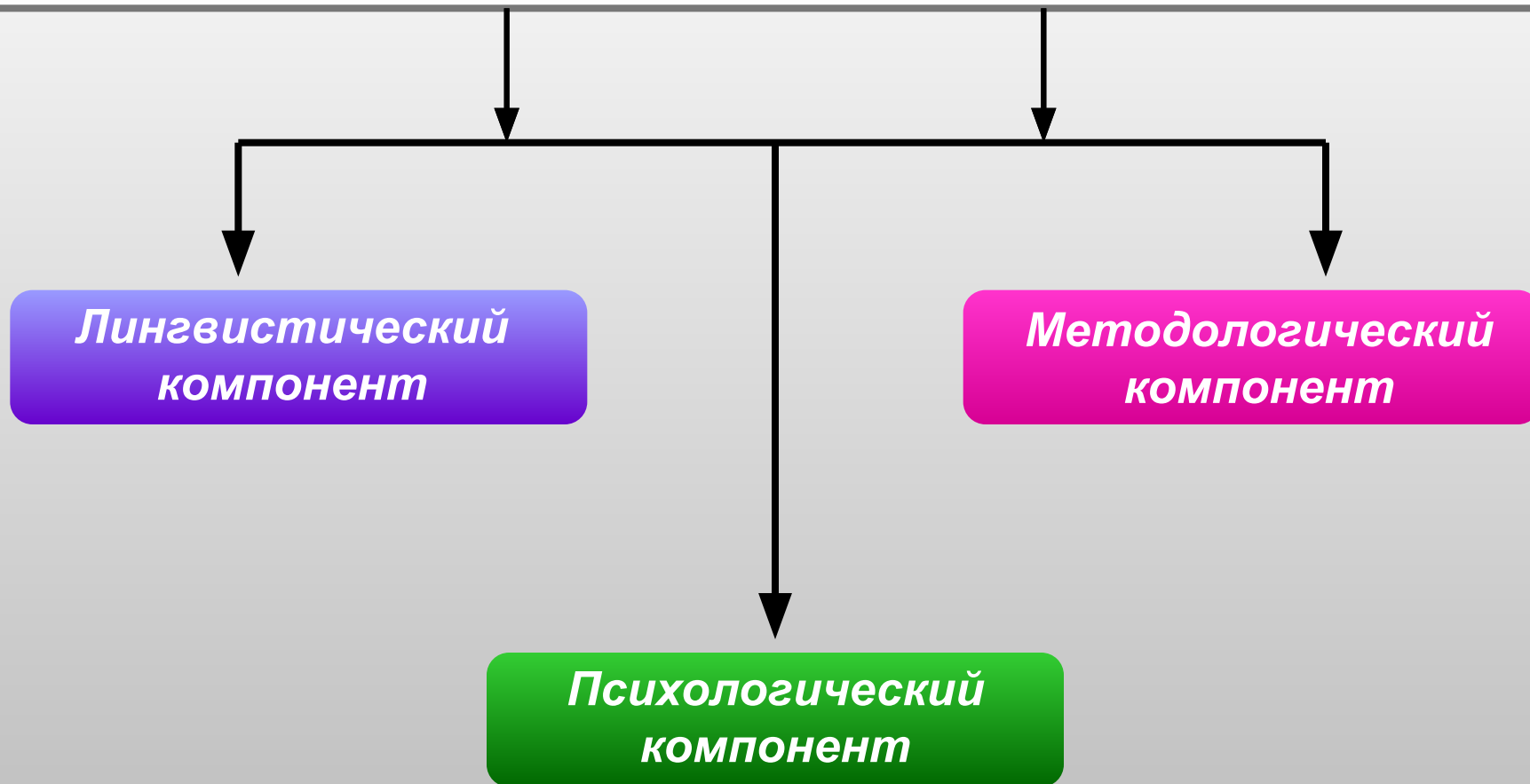
- анализ → индукция
- синтез → дедукция
- сравнение
- абстрагирование
- конкретизация

**Мнемическая деятельность**

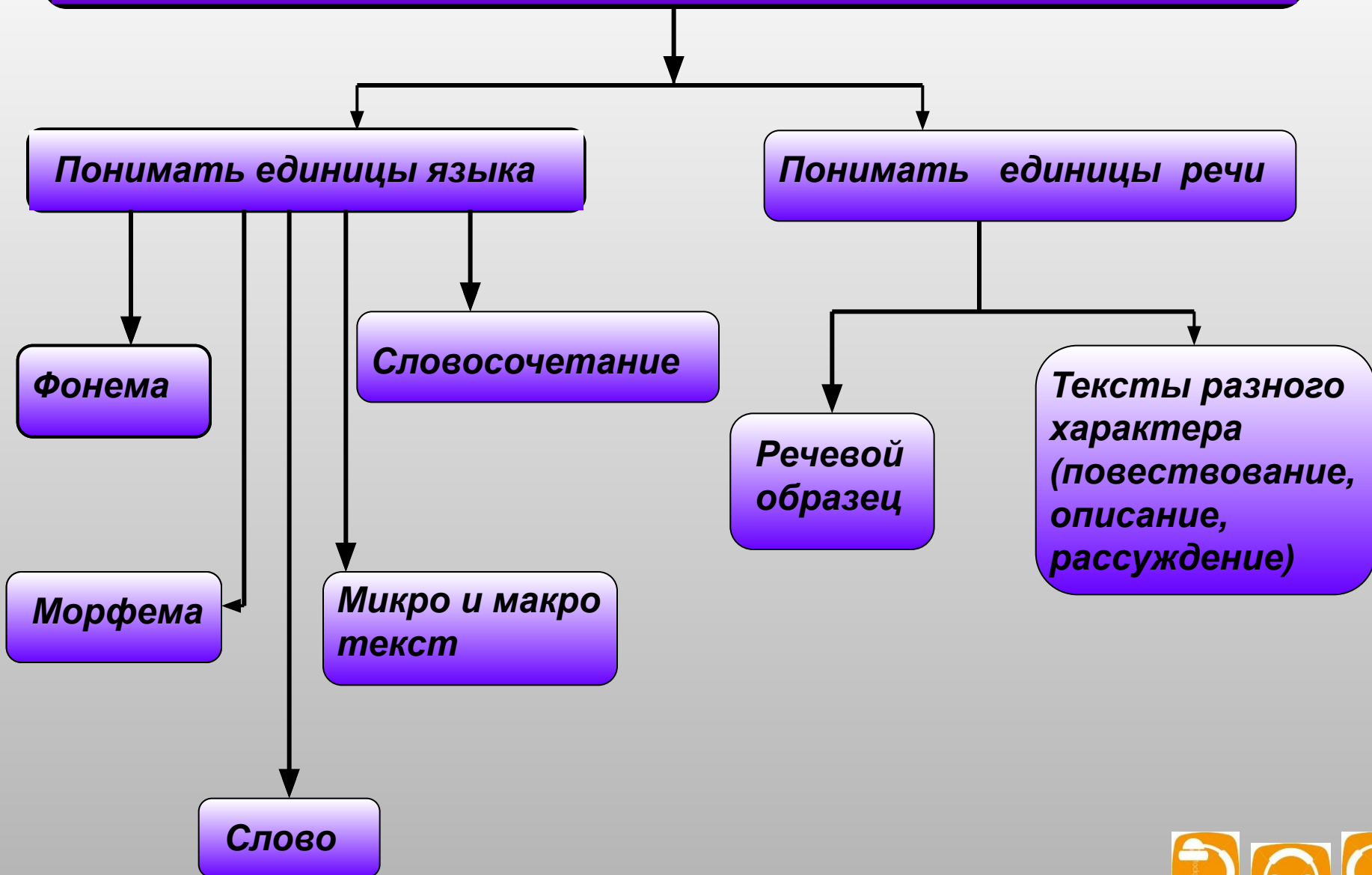
- выделение и усвоение информационных признаков
- формирование образа
- узнавание
- опознание



# Содержание обучения аудирования



# Лингвистический компонент



# Методологический компонент

Умение сосредоточенно  
слушать учителя,  
диктора, друга ...

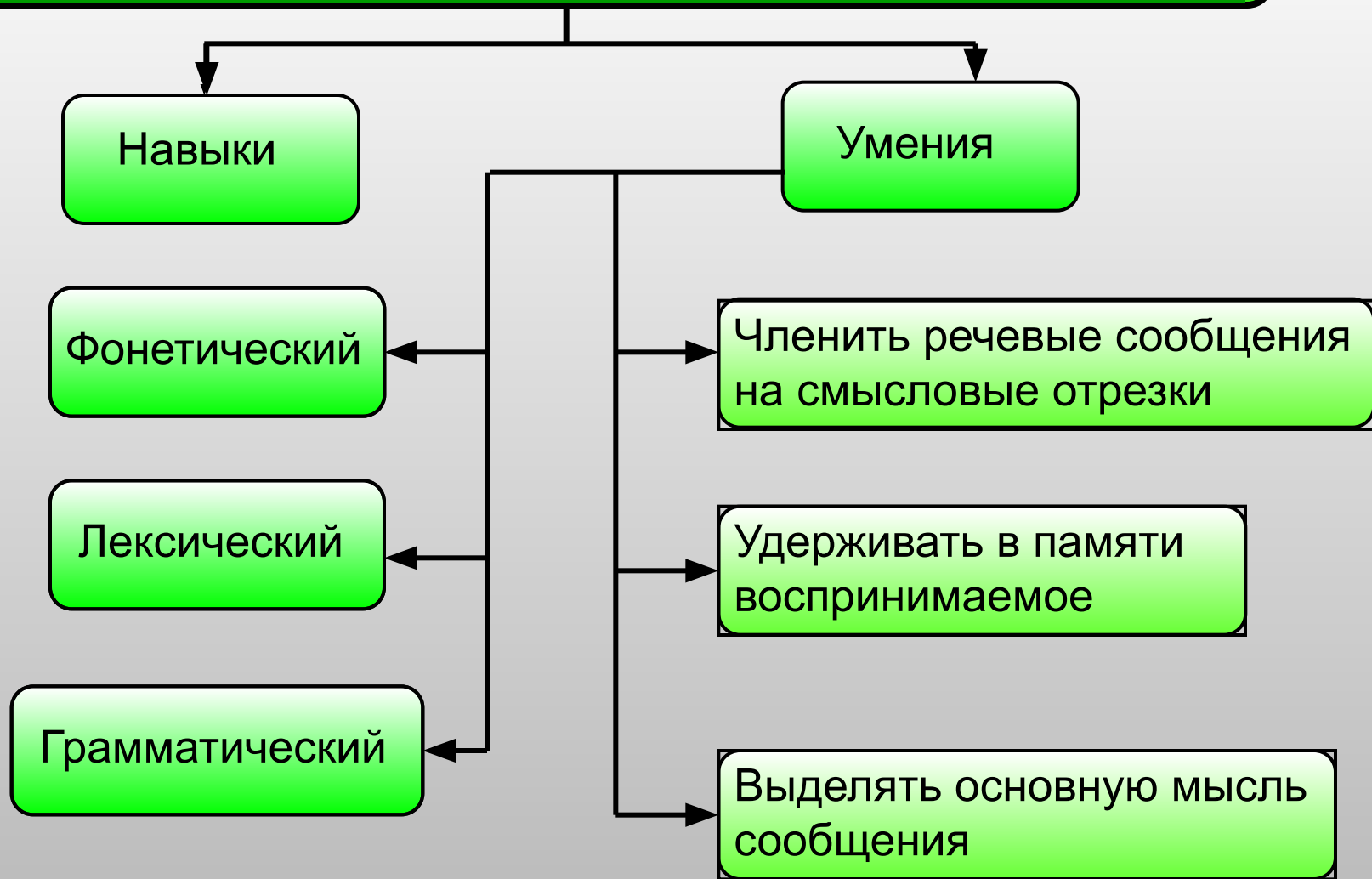
Умение пользоваться  
звукозаписью (пластинкой,  
кассетами, компьютером...)

Умение пользоваться  
опорами





# Психологический компонент



# Аудирование ~~≠~~ “слушание”

( акустическое восприятие текста )

С психологической точки зрения процесс **аудирования** представляет собой следующий механизм:

Процесс восприятия речи

Процесс узнавания

Процесс понимания



# Обучение аудированию на начальном этапе

**6 – 10 лет**

- наиболее благоприятный  
возраст

пластичность природного механизма  
усвоения языка

имитационные способности

потребность в познании нового

отсутствие «языкового барьера»

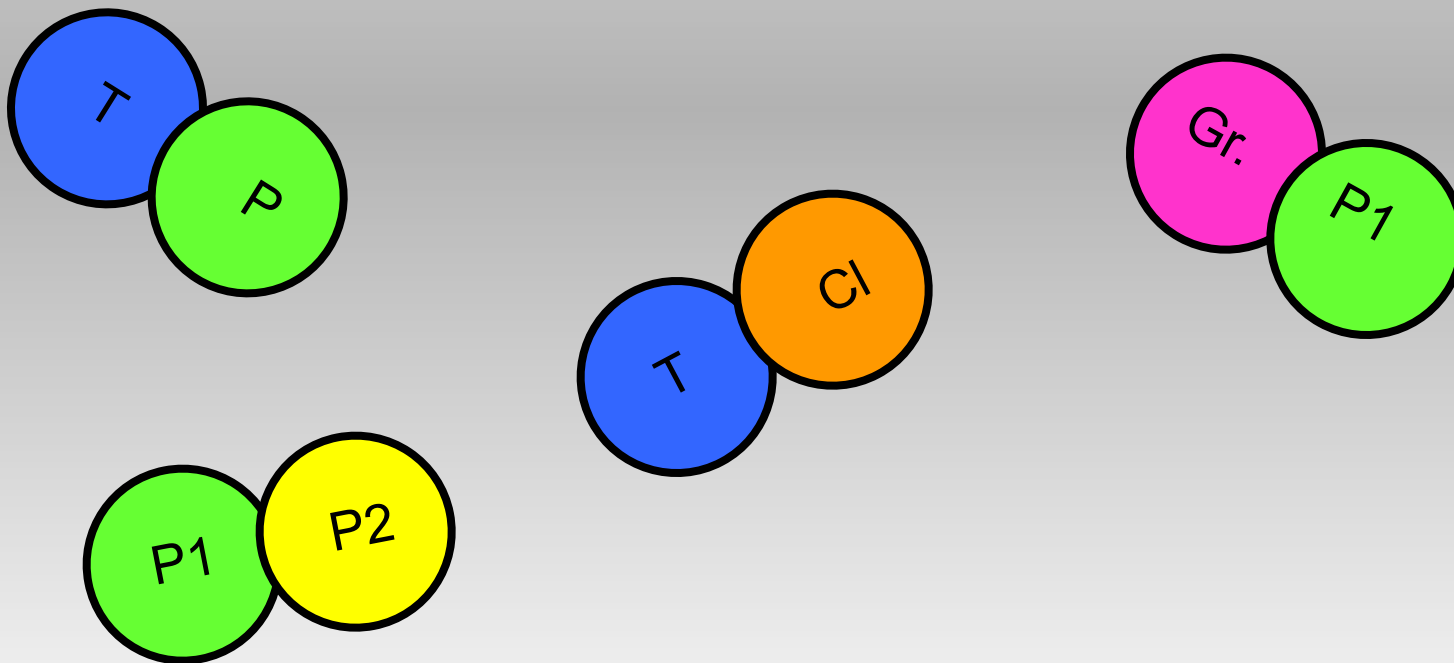
природная любознательность



**Аудирование** — составляет основу **общения**,

с него начинается овладение устной коммуникацией.

Общение - процесс двусторонний.



# Методика обучения аудированию

В методике прослеживаются 2 пути обучения аудированию :

1

специальные упражнения, где аудирование выступает как **цель** обучения (следовательно аудированию следует обучать как *виду речевой деятельности*).

2

сочетания упражнений в аудировании с элементами говорения, чтения, письма, т. е. аудирование здесь выступает как **средство** обучения другим *видам речевой деятельности*.



# Упражнения по формированию навыков аудирования

## 1

Упражнения на снятие лингвистических трудностей  
(фонетических, лексических, грамматических)

*Listen to the words. Raise your hands when you hear the words with the sound [ ] ...*

*Listen to the following pairs of words. Say in what sound they differ: bed – bad, eyes – ice, white – wide...*

*Listen to the words. Raise your hands when you hear the words referring to animals...*

*Listen to the sentences. Say whether the word “country” has the same meaning in them: I spend my holidays in the country. Russia is a big country.*

*Listen to the words. Raise your hands when you hear words in the plural: desk, tables, box, pens, books, boxes, boy ...*



# Упражнения по формированию навыков аудирования

2

Упражнения на развитие слуховой памяти

Listen to the words and try to remember them:  
tea, milk...coffee,orange juice,water...

3

Упражнения на развитие внимания

Listen and say what's the name of Mike's sister:  
"I have a sister. Her name is Ann. Mike has no sister. He has a brother."



# Упражнения по формированию навыков аудирования

Упражнения на развитие воображения

4

Listen to the following and give it name:  
We write with it on the blackboard.  
We take it when it rains.

5

Упражнения на развитие логического мышления


Listen to the sentences. Say whether they are logically arranged:  
Her name is Mary.  
This is a girl.

[подробнее](#)





# SOUNDSTATION



The man with the hat like a heart lives in a hut.

2 Listen to these words. For each pair, circle the word you hear.

- cat cut
- cart cut
- had hard
- pan pun
- fan fun
- ladder larder
- bat but
- dark duck

hat heart hut

# SOUNDSTATION

Play the Soundstation Game. Your teacher will explain the rules to you.

- |         |         |
|---------|---------|
| 13 / 30 | 17 / 70 |
| 14 / 40 | 18 / 80 |
| 15 / 50 | 19 / 90 |
| 16 / 60 |         |

I scored \_\_\_\_\_ goals this season!

Can you say these numbers?

- 113  
2440  
11615  
819918  
6552370

Listen and check if you've

## A Song


1 Read the lines from the song and try to complete the gaps.

I sit next to her, she sits next to (1) me  
She uses my pens, my dictionary.  
But she doesn't see me, doesn't (2) speak  
Monday, Tuesday, five days a week.

Teacher says I'm no good, I'm (3) lazy  
She's good at maths and history.  
She answers the questions, she (4) knows  
But after class she doesn't talk, she goes.


When she hears me sing, hears me (5) play  
She can understand what I say.  
Now it's not a problem. Now it's (6) OK  
We can meet every day, every day.

2 Listen and check your answers.



## Listening

8 Listen to the dialogue. Which star are they talking about?



Pierce Brosnan

Nicolas Cage ✓

George Clooney

3 Listen to an interview and complete the questionnaire with the student's answers.

- Are you interested in computers?  
Yes  They're OK.  No
- When do you use computers?  
playing games   
doing homework   
doing work at school   
surfing the Internet   
shopping on the Internet   
sending e-mail
- Do you think computers are important for your future work?  
Yes  No

## Listening

6 Listen to the people talking and read their e-mails. Find seven mistakes.

7 Listen to the dialogue and complete the Function File with these words.

great, hello, nice, really, well

## Function File

### Meeting People

Boy: (1) Hello, I'm Colin. What's your name?

Girl: I'm Lena. I'm from Durban.

Boy: (2) Really? I'm from Sydney. What are your hobbies?

Girl: (3) Well, I paint pictures of the countryside and I play the guitar.

Boy: (4) Great. I love music. I collect rock magazines. And I take photos.


Girl: That's (5) nice. What's your favourite sport?

Boy: Oh, I don't play sport.

Listen



Who likes the happy hippo's hair?



Where is the white worm's wig?

Listen and say: same or different

Then listen and say

## Listening

7 Listen to a history lesson about Elizabeth I. Complete these sentences with new information.

- Walter Raleigh introduced new things to Europe – tobacco, potatoes and coffee.
- Elizabeth was born in 1533.
- When Elizabeth was only 3 years old, Henry executed Elizabeth's mother.
- They cut off her head!
- Elizabeth also loved music and the theatre.



# Работа с аудиотекстом

включает диалоги, песни, рифмовки, рассказы, интервью и аутентичные материалы.



Hello and welcome to The Big Tank Aquarium. My name is Jason and I will be your tour guide today.

First off, we will be looking at some sea **otters**. These lovely creatures live mainly in the Northern Pacific Ocean. Even though the otter can walk on land, it also has the ability to live exclusively in the sea. Sea otters eat fish and **crustaceans** and are themselves hunted by **orcas** and sea lions. Sea otters occasionally die from shark bites although sharks are not known to eat them.

Our next creature is one of the largest member of the oceanic dolphin family. Orca, or killer whales as they are sometimes known, are ocean hunters that feed on fish and other marine life such as sea lions, seals, and **walruses**. Here at the aquarium we have a show featuring our killer whales, but unfortunately shows only run on the weekend.

Our next creature, like the whale and the shark, is one of the most popular creatures of the sea. The one you are looking at is a bottlenose dolphin. It likes to live in groups, usually about 15 total in size, although they have been known to live in much larger groups than that. Their diet consists mainly of schools of fish it harvests in groups.

Now, next we have a flightless bird I am sure everyone recognizes. Here we have our collection of penguins. These birds live almost exclusively in the Southern Hemisphere. They like to feed on many forms of sea life, such as fish, **squid** and krill. Because they have no predators on land, they are very friendly to humans, however they are hunted by **leopard** seals in the ocean.

Speaking of which, in twenty minutes we will be starting our Marine Circus with our star performers Spanky and Smarty, two trained seals that perform daily at the Aquarium. Spanky and Smarty will be retiring soon though as we plan to replace their show with two newly trained bottlenose dolphins, so you might want to be sure to catch the show today. It might be your last chance.

Oh, that reminds me. I am sorry to announce also that in preparation for our new jellyfish and squid exhibit, the Big Blue **Octopus** exhibit is not closed but we should have it ready for viewing soon. However, we have a virtual tour of this creature you can see online from our website.

Well, that's the end of the tour. If you want seats for the seal show, you should go to the arena soon. It'll begin shortly.



## Text Quiz

Listen to the audio or read the text and answer the questions below.

1) Sea otters \_\_\_\_\_ by sharks.

- a) like to eat
- b) are hunted
- c) are sometimes hurt

2) Who are Spanky and Smarty?

- a) Seals
- b) Dolphins
- c) Penguins

3) What creature likes to hunt in groups?

- a) Penguins
- b) Sea otters
- c) Dolphins

4) What can you see only on the weekend?

- a) Seal show
- b) Dolphin show
- c) Orca Show

5) A \_\_\_\_\_ exhibit is coming soon.

- a) penguin
- b) squid
- c) shark

6) Walruses are eaten by \_\_\_\_\_ .

- a) Penguins
- b) Dolphins
- c) Orcas

7) The sea otter \_\_\_\_\_ live on land.

- a) cannot
- b) is able to
- c) used to

8) The \_\_\_\_\_ exhibit is viewable on the internet.

- a) penguin
- b) orca
- c) octopus

9) Penguins are not afraid of people because \_\_\_\_\_ .

- a) people look like penguins
- b) they are not hunted on land
- c) they are not afraid of anything

10) Soon you will not be able to see the \_\_\_\_\_ .

- a) penguins
- b) seal show
- c) shark exhibit



# Работа с кинофрагментом


Взаимодействие звуковой и видео информации облегчает восприятие материала.

работа с незнакомыми словами

вступительная беседа

просмотр кинофрагмента

проверка понимания кинофрагмента



# Информационные источники

Рогова Г.В. Методика обучения иностранному языку на начальном этапе. – М., 2000

Гальскова Н.Д. Современная методика обучения иностранным языкам. – М., 2000

Халеева И.И. Основы теории обучения пониманию иноязычной речи. – М., 1989

Настольная книга преподавателя иностранного языка. Справочное пособие. – Минск, 1999

Введение в коммуникативную методику обучения английскому языку. – Oxford University Press, 1997

[www.EnglishMediaLab.co](http://www.EnglishMediaLab.co)

[http://http:// www.elllo.org/english/Games.htm](http://http://www.elllo.org/english/Games.htm)

