

# Актаныш районы Байсар балалар бакчасы.



- **ЗУРЛАР ТӨРКЕМЕ ӨЧЕН,  
МАТЕМАТИКА БУЕНЧА**
- **ДИДАКТИК УЕННАР.**

- **Тәрбияче: Кашапова Г.Р...**

Кайсысы күбрөк? Чагыштыр.






Геометрик фигураларны эзлэп тап!



# Ничэ күбэлэк оча?




$$5 + 2 = ?$$



7

8

9



10



# Ничэ гөмбэ калды?

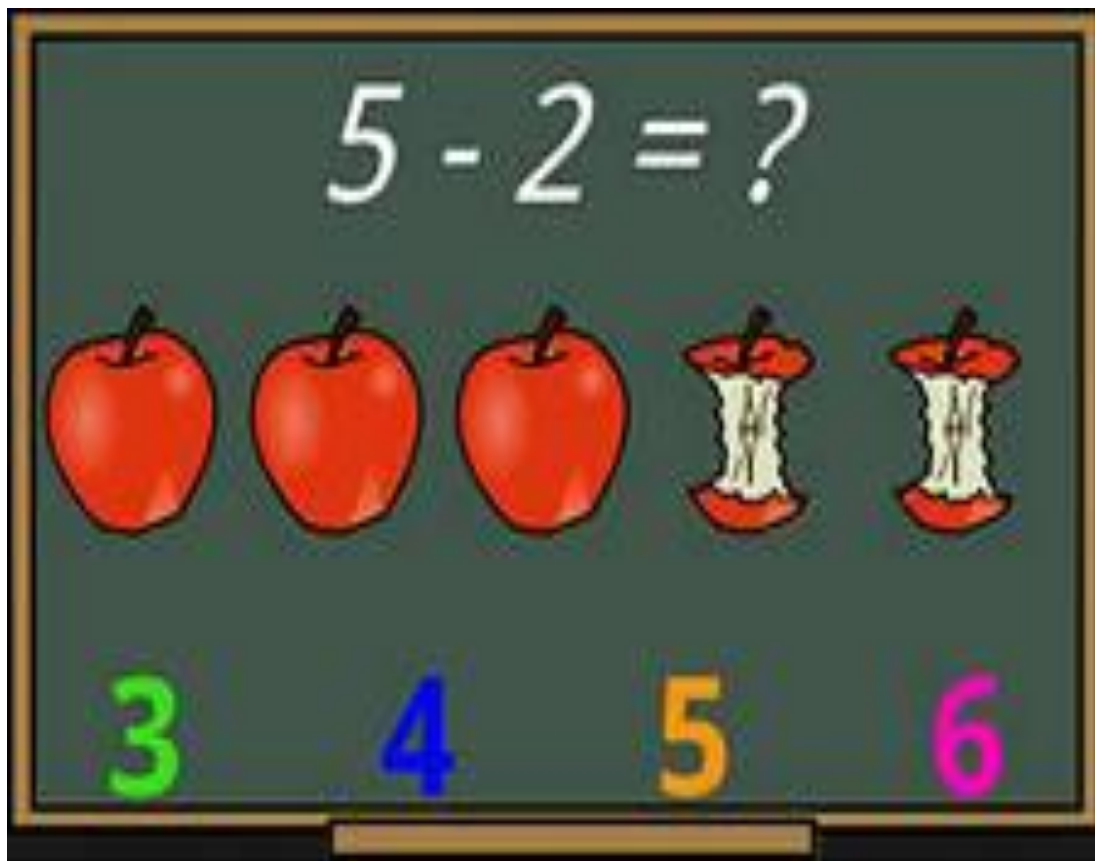


# ЧЕБУРАШКАГА ШАРЛАРНЫ САНАРГА БУЛЫШ!



ДӨРЕС ЖАВАПНЫ ТАП!

$5 - 2 = ?$

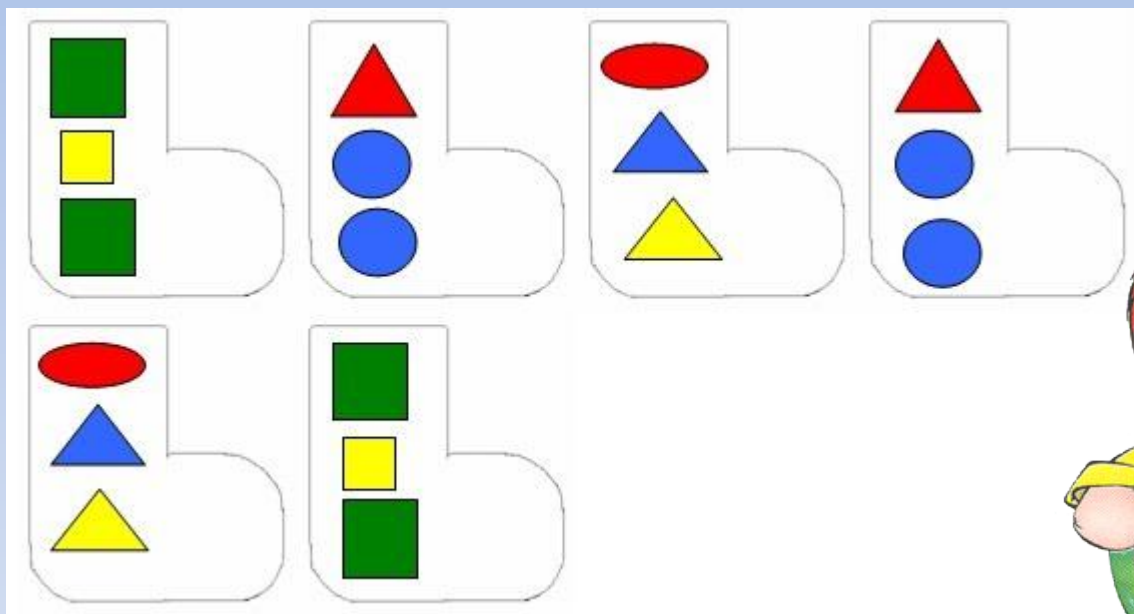


3 4 5 6






# Карлсонга пар итекләрне табарга булыш!



Таякчык белән күбәләк төзе.





Песиләр тотмаслык итеп , тычканны өенә озат.
















Барысы ничэ уенчык? Куян ничэнче тора ?

Дүртенче нэрсэ тора?



# Нинди геометрик фигура житми?



Таякчык белән атынгыч төзик.








# 10 санының со­ста­вы.

The illustration is enclosed in a pink rounded rectangle. In the center is a house-shaped grid with a pink border. The roof of the house contains the number 10. The main body of the house is divided into two columns and five rows. The numbers in the grid are as follows:

10	
1	9
2	8
3	7
4	6
5	5

Surrounding the grid are various colorful elements: two blue clouds in the top left; a smiling yellow sun with a floral crown in the top right; a girl in a yellow shirt thinking in the bottom left; a large red flower with a yellow center next to her; and a professor owl wearing a graduation cap and glasses, holding a book and a pointer, in the bottom right.

Әйдә танышыйк!





Ничә балык күрәсез?





# Нинди геометрик фигуралар күрәсең?



# Дөрес кубикны тап!

