

ЕДИННЫЙ ГОСУДАРСТВЕННЫЙ ЭКЗАМЕН

Английский язык (устный)

Введите номер вашего бланка регистрации

6

640578

112034

ДАЛЕЕ

РЕГИСТРАЦИЯ УЧАСТНИКА

БЛАНК РЕГИСТРАЦИИ

6	640578	112034
---	--------	--------

НОМЕР КИМ

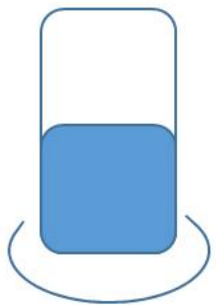
000	68	10
-----	----	----

Б
ИЗМЕНИТЬ

ДАННЫЕ КОРРЕКТНЫ

ДАЛЕЕ

ЗАПИСЬ НОМЕРА КИМ



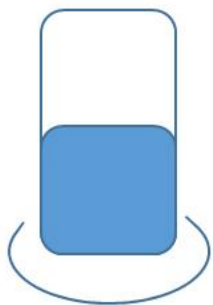
ВАШ НОМЕР КИМ

000	68	10
-----	----	----

00:11

ДАЛЕЕ

ЗАПИСЬ НОМЕРА КИМ



ВАШ НОМЕР КИМ



000	68	10
-----	----	----

00:15

ПОВТОРНАЯ ЗАПИСЬ

ДАЛЕЕ

ВЫБОР ФОНОВОЙ МЕЛОДИИ

- МЕЛОДИЯ 1  03:41
- МЕЛОДИЯ 2  03:11
- МЕЛОДИЯ 3  05:19
- БЕЗ МЕЛОДИИ

ДАЛЕЕ

**Экзамен начнется после
нажатия кнопки «Start test»**

START TEST

TASK 1



preparations 01:30

answer 01:30

Be ready for the test

03

seconds

ДАЛЕЕ

TASK 1



preparations 01:30

answer 01:30

Imagine that you are preparing a project with your friend. You have found some interesting material for the presentation and you want to read this text to your friend. You have 1.5 minutes to read the text silently, then be ready to read it out aloud. You will not have more than 1.5 minutes to read it.

There is nothing fancy or expensive about happiness. On the contrary, happiness is simple and slow. It means choosing peace and quiet over excitement. It is wearing your old pyjamas and watching a movie the day before Christmas. It is sitting in your window watching the weather while sipping your favourite tea on a rainy day. It is looking into the bonfire surrounded by your friends and family while your bread is slowly baking.

Happiness is always about appreciating the simple pleasures in life and thus it can be achieved on a really low budget. You cannot buy the right atmosphere or a sense of togetherness. It's all about time, interest and engagement in the people around you. Thus, happiness is an atmosphere which is not improved by spending more money on it, but rather, in some ways, the opposite. After all, the best things in life are absolutely free.

PREPARATION

01:24

ДАЛЕЕ

TASK 1



preparations 01:30
answer 01:30

Imagine that you are preparing a project with your friend. You have found some interesting material for the presentation and you want to read this text to your friend. You have 1.5 minutes to read the text silently, then be ready to read it out aloud. You will not have more than 1.5 minutes to read it.

There is nothing fancy or expensive about happiness. On the contrary, happiness is simple and slow. It means choosing peace and quiet over excitement. It is wearing your old pyjamas and watching a movie the day before Christmas. It is sitting in your window watching the weather while sipping your favourite tea on a rainy day. It is looking into the bonfire surrounded by your friends and family while your bread is slowly baking.

Happiness is always about appreciating the simple pleasures in life and thus it can be achieved on a really low budget. You cannot buy the right atmosphere or a sense of togetherness. It's all about time, interest and engagement in the people around you. Thus, happiness is an atmosphere which is not improved by spending more money on it, but rather, in some ways, the opposite. After all, the best things in life are absolutely free.

RECORDING

01:24

ДАЛЕЕ

TASK 2



preparations 01:30

answer 00:20

Be ready for the test

03

seconds

ДАЛЕЕ

TASK 2



preparations 01:30

answer 00:20

You are considering going to the mountains and now you'd like to get more information. In 1.5 minutes you are to ask four direct questions to find out about the following:

Join our journey to the mountains!



- 1) duration of the tour;
- 2) price for one;
- 3) student discounts;
- 4) special equipment needed.

You have 20 seconds to ask each question.

PREPARATION

01:24

ДАЛЕЕ

TASK 2

Join our journey to the mountains!



RECORDING

00:15

Question 1: duration of the tour



preparations 01:30

answer 00:20

ДАЛЕЕ

TASK 2

Join our journey to the mountains!



RECORDING

00:15

Question 2: price for one



preparations 01:30

answer 00:20

ДАЛЕЕ

TASK 2

Join our journey to the mountains!



RECORDING

00:15

Question 3: student discounts



preparations 01:30

answer 00:20

ДАЛЕЕ

TASK 2

Join our journey to the mountains!



RECORDING

00:15

Question 4: special equipment needed



preparations 01:30

answer 00:20

ДАЛЕЕ

TASK 3



*preparation
answer 00:40*

Be ready for the test

03

seconds

ДАЛЕЕ

TASK 3



preparation
answer 00:40

RECORDING

00:36

ДАЛЕЕ

TASK 4



preparations 02:30
answer 03:00

Be ready for the test

03

seconds

ДАЛЕЕ

TASK 4



preparations 02:30

answer 03:00

Imagine that you and your friend are doing a school project “Sports activities”. You have found some photos to illustrate it but for technical reasons you cannot send them now. Leave a voice message to your friend explaining your choice of the photos and sharing some ideas about the project. In 2.5 minutes be ready to:

- explain the choice of the illustrations for the project by briefly describing them and noting the differences;
- mention the advantages (1–2) of the two sports activities;
- mention the disadvantages (1–2) of the two sports activities;
- express your opinion on the subject of the project – which of the sports activities presented in the pictures you’d prefer and why.

You will speak for not more than 3 minutes (12–15 sentences). You have to talk continuously.

02:28

PREPARATION



TASK 4



preparations 02:30

answer 03:00

Imagine that you and your friend are doing a school project “Sports activities”. You have found some photos to illustrate it but for technical reasons you cannot send them now. Leave a voice message to your friend explaining your choice of the photos and sharing some ideas about the project. In 2.5 minutes be ready to:

- explain the choice of the illustrations for the project by briefly describing them and noting the differences;
- mention the advantages (1–2) of the two sports activities;
- mention the disadvantages (1–2) of the two sports activities;
- express your opinion on the subject of the project – which of the sports activities presented in the pictures you’d prefer and why.

You will speak for not more than 3 minutes (12–15 sentences). You have to talk continuously.

03:00

RECORDING



ПРОСЛУШИВАНИЕ ОТВЕТОВ



Поздравляем! Экзамен окончен.

ЗАДАНИЕ 1		01:30
ЗАДАНИЕ 2		01:40
ЗАДАНИЕ 3		02:00
ЗАДАНИЕ 4		03:00

ЗАВЕРШИТЬ

Tapescript for Task 3

Interviewer: Hello everybody! It's Teenagers Round the World Channel. Our guest today is a teenager from Russia and we are going to discuss teenagers' attitude to local places of interest. We'd like to know our guest's point of view on this issue. Please answer five questions. So, let's get started.

Interviewer: What are some of the places of interest in your region? Why should a tourist see them?

Student: _____

Interviewer: Is it important to preserve historical places? Why or why not?

Student: _____

Interviewer: What is your favourite place in your home town? Why do you like it?

Student: _____

Interviewer: What sort of places will be interesting for people in the future? Why do you think so?

Student: _____

Interviewer: How can we make teenagers be more interested in local culture?

Student: _____

Interviewer: Thank you very much for your interview.