

4 Be yourself



4a Vocabulary

Appearance

ears

small
protruding
pointed



© 2003 Pearson Education

110

build

slim
overweight
thin

nose


straight
crooked
pointed

hair

frizzy curly
straight

eyebrows

thick
thin
bushy



- 1) Ears
- 2) Nose
- 3) Hair
- 4) Eyebrows
- 5) Build



Get on a diet

Put on weight (1,7... kilos)

Lose weight

Grow taller

Grow wider

Voice get deeper

Join a gym


4a Writing



Ex 8. p.59

4b Listening and speaking

Clothes and fashion



T-shirt

jumper



skirt



swimming suit



cap




slippers



shorts

4b Listening and speaking

Clothes and fashion



sweater



coat



sport suit



waistcoat




hat



dressing gown



high boots




mittens

4b Listening and speaking

Clothes and fashion



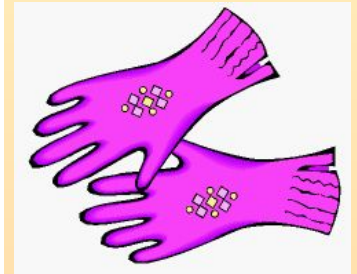
socks



jeans



trousers



gloves

4b Listening and speaking Work



4b Everyday English

Expressing (dis)approval



4c Too - Enough

Too + adjective/adverb

adjective/adverb + enough
enough + noun



4d Reading




Grammar

'Passive Voice'



Look at all the dust in here! It looks as if *this room hasn't been cleaned* for a month!

Well, don't blame me! *I was only hired* a week ago.

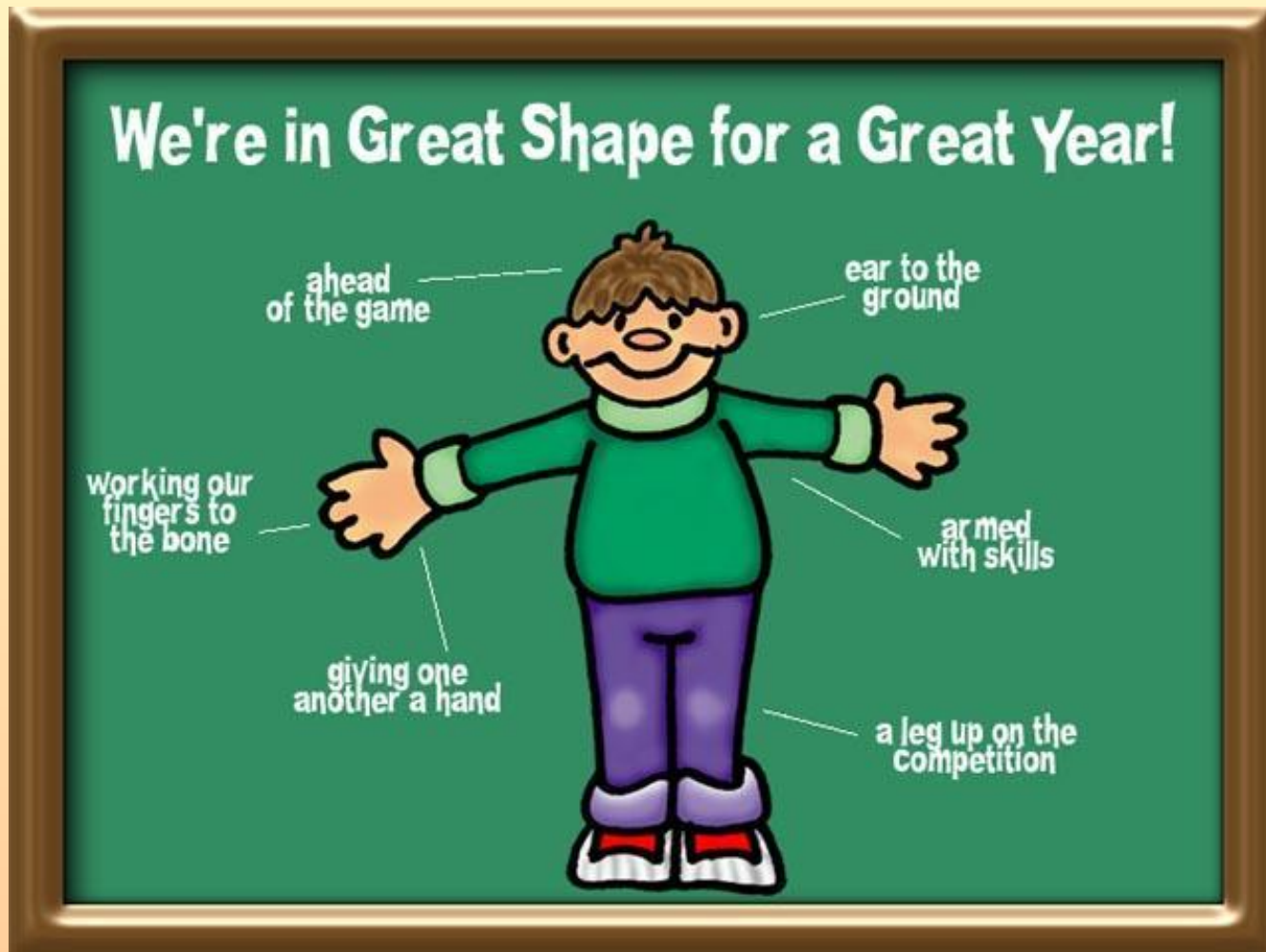


The passive is formed with the appropriate tense of the verb **to be + past participle**.

'Passive Voice'

	Simple	Continuous	Perfect
Present	am/is/are + V3(ed)	am/is/are + beingV3(ed)	have/has + beenV3(ed)
Past	was/were + V3(ed)	was/were + beingV3(ed)	had + beenV3(ed)
Future	will be + V3(ed)	-	-

4d Idioms



4e Writing

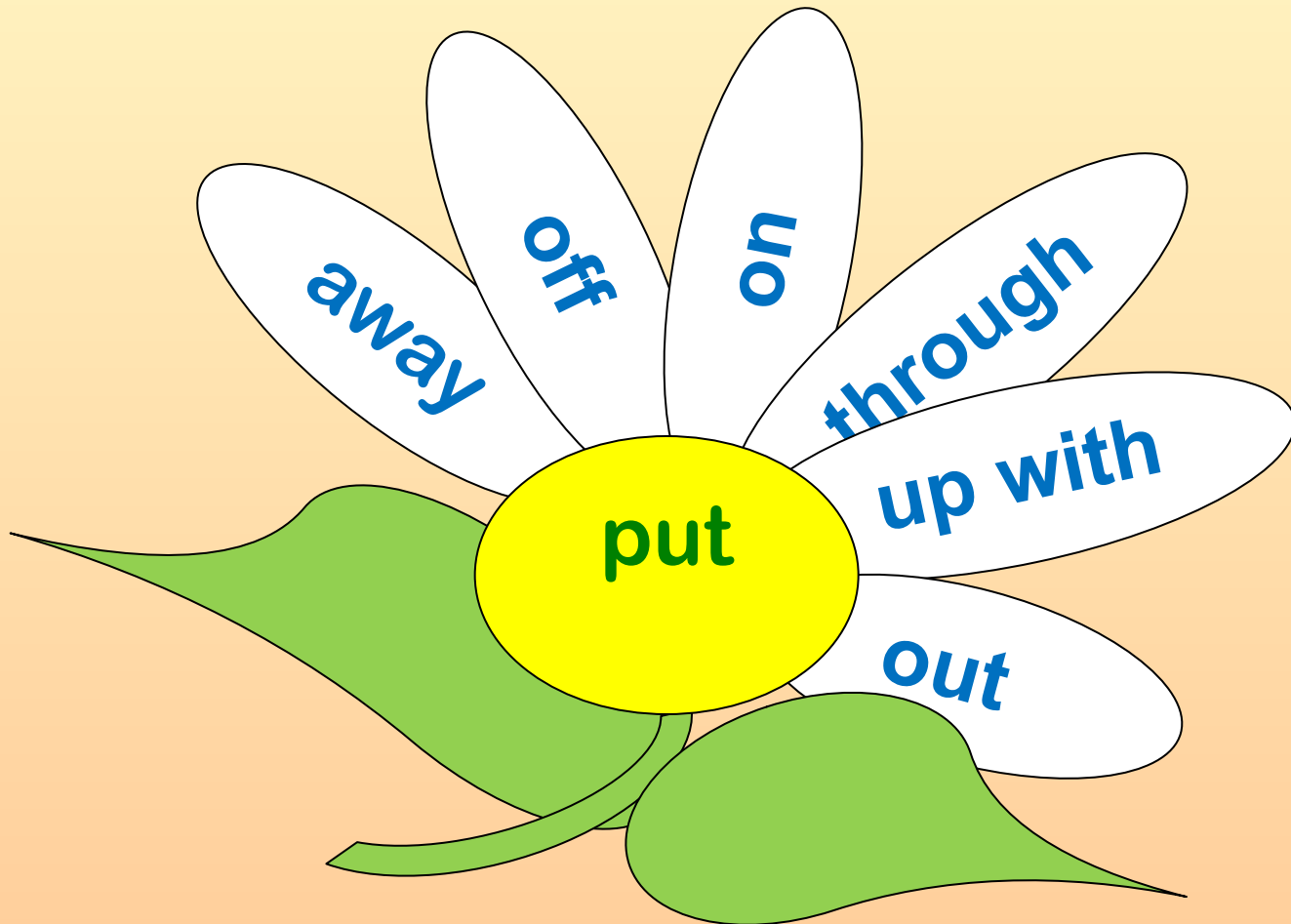
Letter of advice



Ex 3. p.66

4f English in Use

Phrasal verbs



4f English in Use

Word formation

Forming opposite adjectives

il-+ (l)adjective

im- + (m/p/b)adjective = opposite

ir- + (r)adjective adjective

in- + adjective



Culture corner 3

Traditional costumes in the British Isles



Progress Check !

