



# “Jizzax-Toshtepa Tekstil” LLC Company Profile





# Information

- ❑ Established in 2010
- ❑ Over 10 millions pieces export annually
- ❑ Annual Turnover around \$20.000.000
- ❑ Employed around 4000 people
- ❑ 1,5million pcs/month capacity
- ❑ 8 Main CMT factories and 7 sister factories
- ❑ Fully integrated From fabric knitting to garment export.
- ❑ Available for short and long leadtime orders
- ❑ Garment delivery in 6-8weeks



# Information

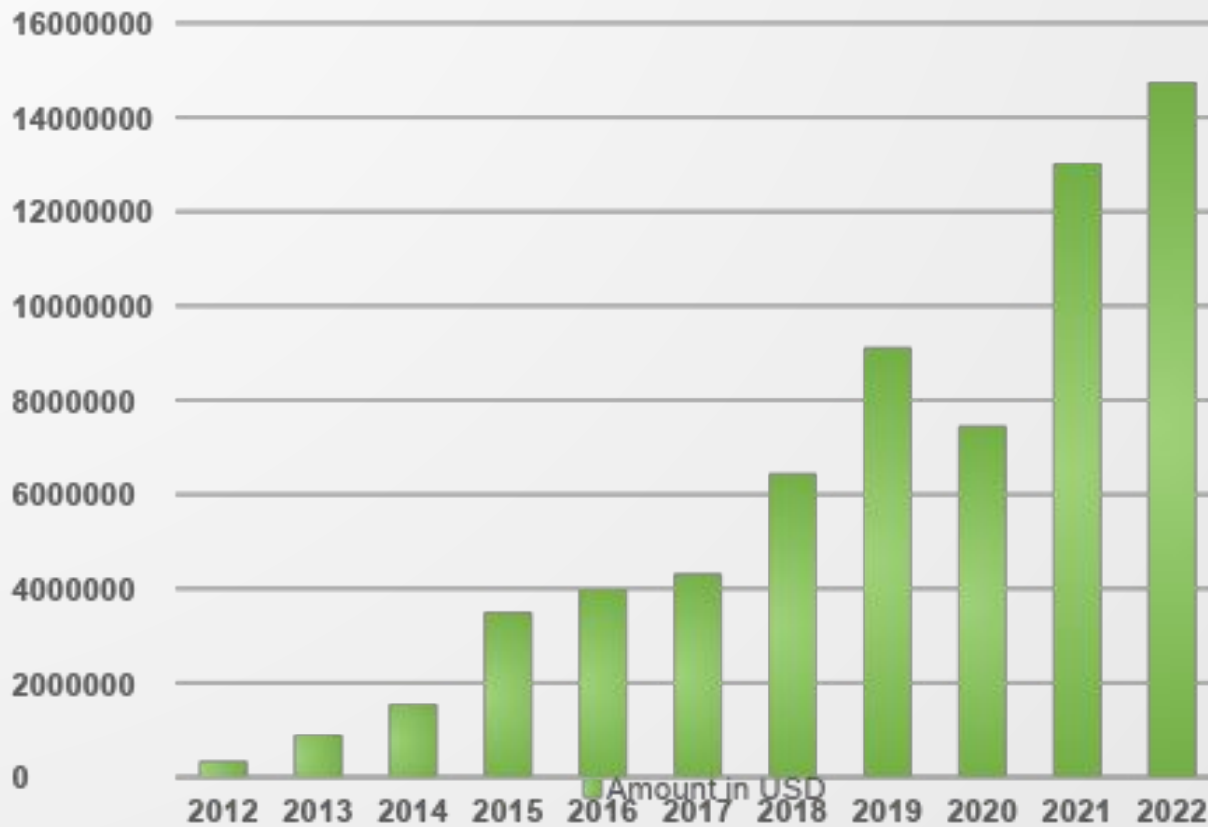
- Company name: “Jizzax Toshtepa Textiles” LLC
- Short name of the company: JTT
- Activity: Textile / Garment product
- Location: 130100, Industrial zone, Jizzakh city, Jizzakh, Uzbekistan
- Main bank: OJSC Aloqabank
- Below brief information about the company.
- JTT has been operating in textile industry over 10 years. Today it has 9 own production factories in different regions of Uzbekistan. There are 7 factories in Jizzakh. 1 factory in Navai and 1 factory in Tashkent region. The main product of production is ready garments.

# Information

- The primary raw material cotton is obtained from local market and other raw material such as chemicals, dyestuff, trims, spare parts are imported from abroad – Turkey, South Korea, India, Germany, China, USA and others.
- The machinery used in production are made in Europe, Turkey, China, USA
- The goods are exported to Russia, Italy, Kazakhstan. They are:
  - Russia: Gloria Jeans, Zolla, Sportmaster, Ostin
  - Italy: Teddy, Intex, Cafissi

# Information

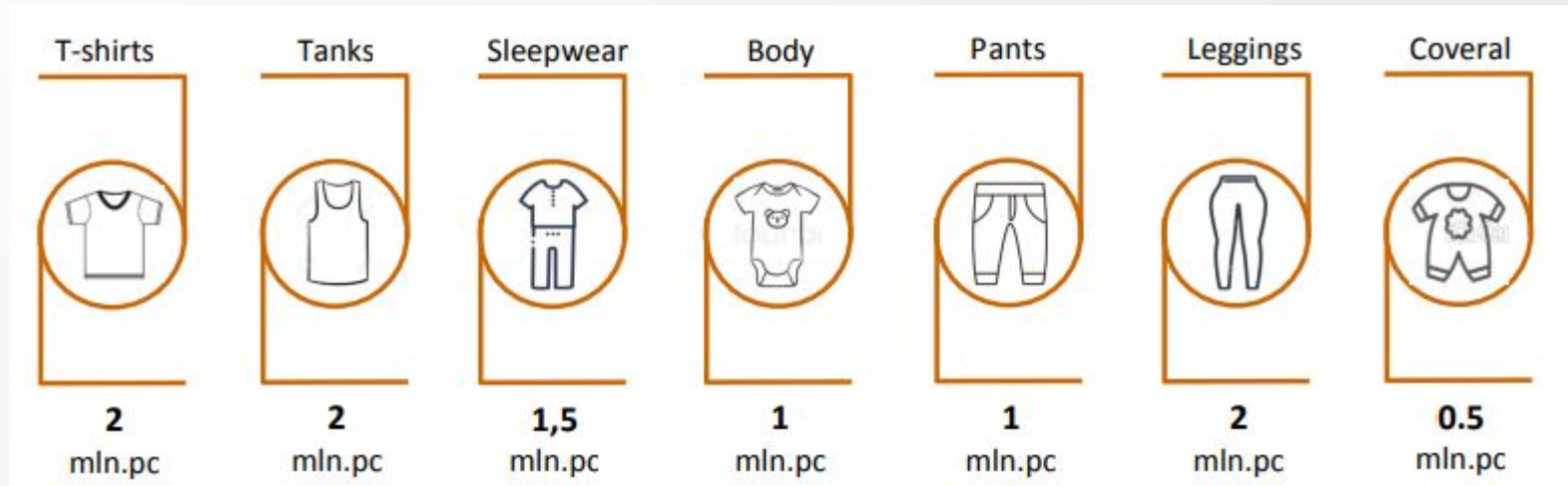
Below chart shows the yearly revenue of export



# Information



## Annual Production



JTT has a wide range of products. We produce men's, women's and children's clothing from knitwear of all shapes and sizes, different types of knitted fabrics



# Main Factories

We have 8 main own factories (total 60 lines) for cutting and packing operations (some of them have cutting unit also)

We have also 6 sister factories which working just for us. (total 20 lines)

Jizzax  
Toshtepa  
Textile  
(JTT)

Zarista

Do'stlik

Zomin

Paxtakor  
Olmazor

Paxtakor  
Oltinko'l

Baxmal

Toshrobot

Bo'stanlik

# Main Factories



Head Office – JTT  
Toshtepa Textile  
(Jizzax)



Zarista  
(Jizzax)



Zomin Yoshlik  
(Jizzax)



Do'stlik  
(Jizzax)



Paxtakor  
Olmazor  
(Jizzax)



Paxtakor  
Altinkul  
(Jizzax)



Baxmal  
(Jizzax)



Toshrobot  
(Navoi)



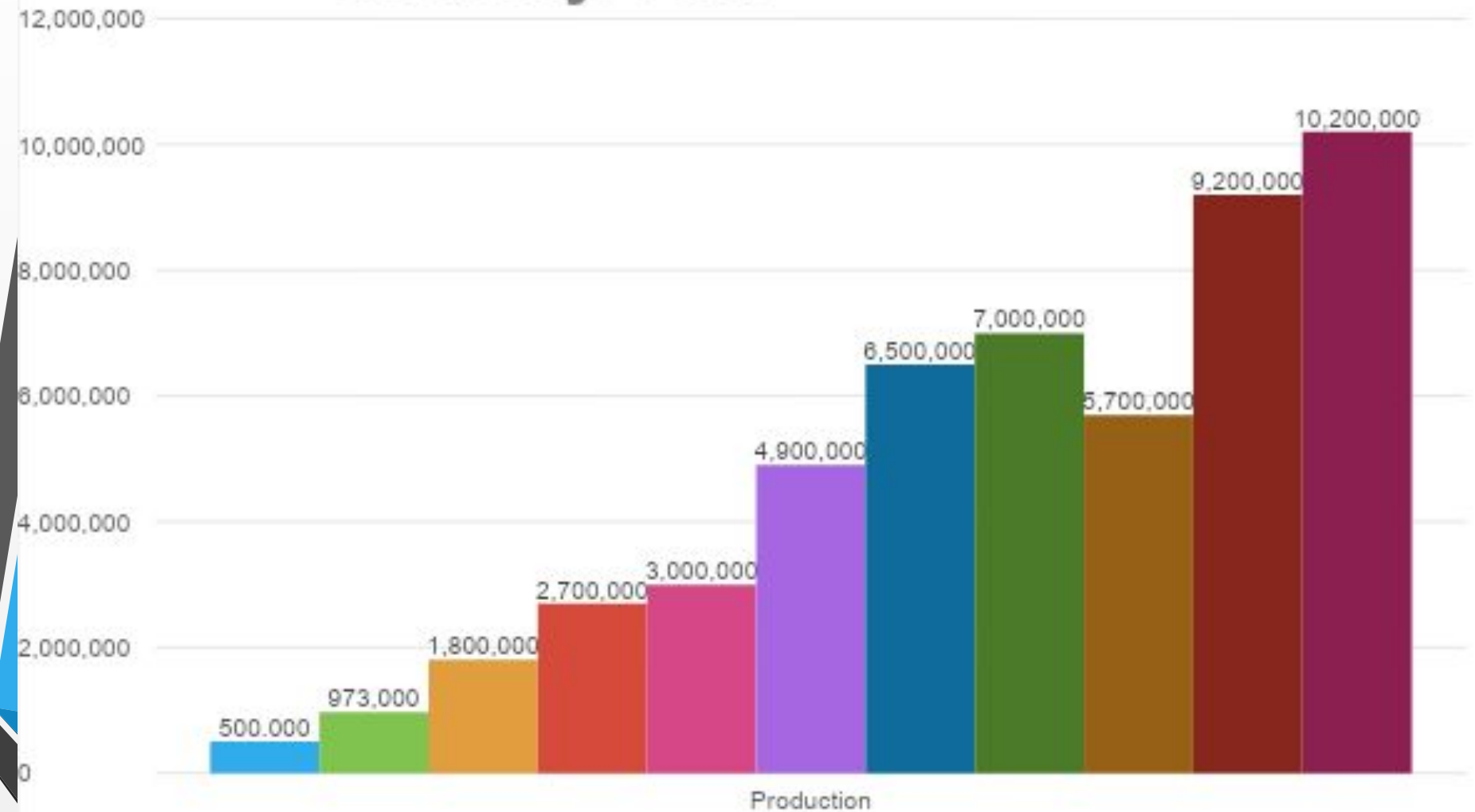
Bo'stanlik  
(Tashkent)





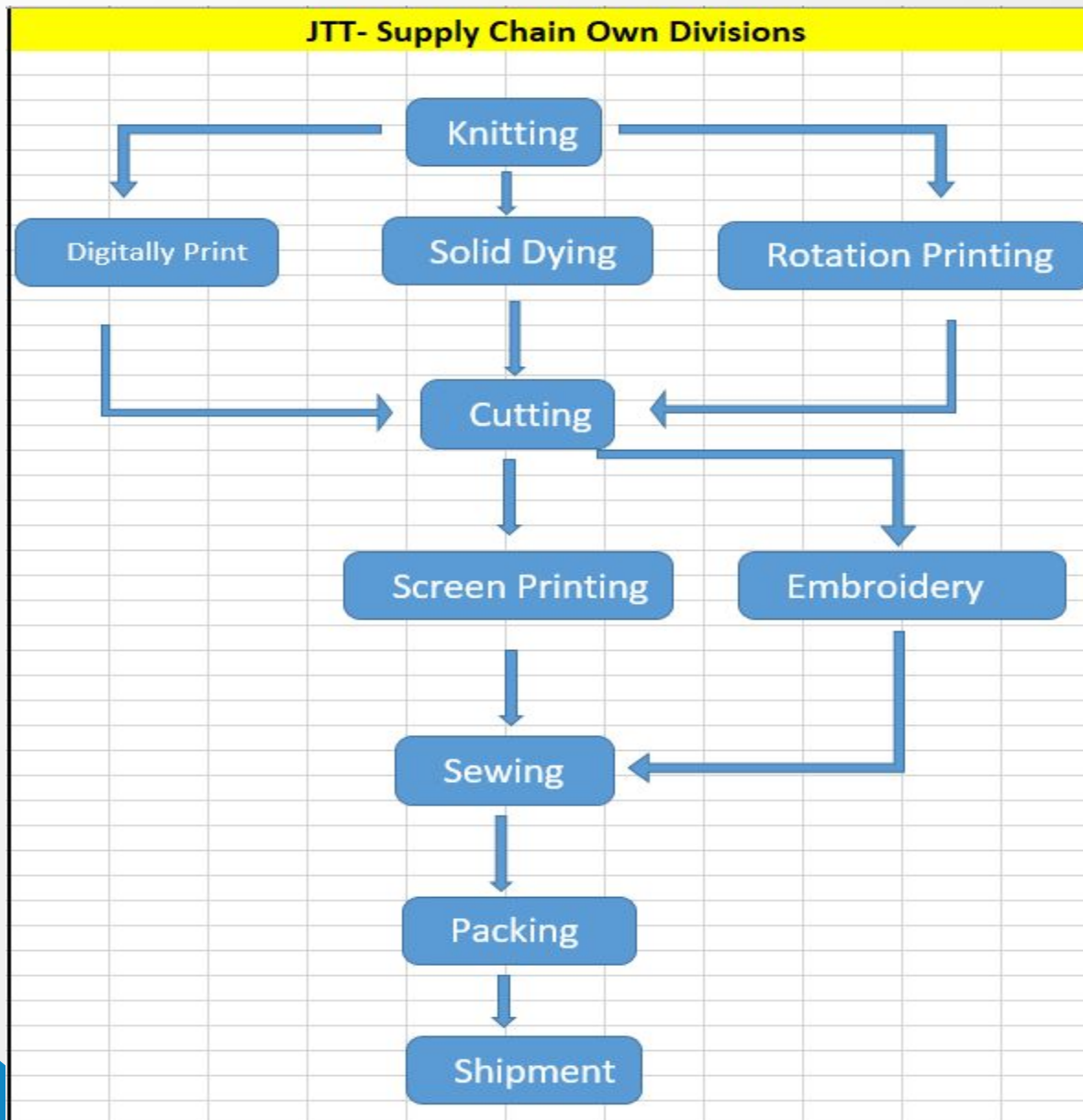
# Production Volume 2012-2022

## Quantity/Year



■ 2012 ■ 2013 ■ 2014 ■ 2015 ■ 2016 ■ 2017 ■ 2018 ■ 2019 ■ 2020 ■ 2021 ■ 2022

# JTT-Supply Chain Own Divisions



# Certificates



Oekotex-100



ISO 9001

# Our Customers

We know that our efforts are more effective when done in collaboration with our Customer, which we called as Partners. Coming together to share insights, knowledge and expertise across borders creates focus for unified action, enabling like-minded groups to progress on common goals.

*GLORIA JEANS*

**zolla**

GRUPPO  
**TEDDY** DAL 1961  
UNA MULTINAZIONALE DAL CUORE ITALIANO  
CALLIOPE KITANA RINASCIMENTO terranova

**INTEX**®

**tessilgroup** s.r.l.

**cafissi**



# FINANCIAL STATEMENTS

## FINANCIAL RESULTS AND BALANCE SHEET OF THE COMPANY:

- **2021 FINANCIAL RESULTS**
- **2022 9 MONTHS FINANCIAL RESULTS**
- **2021 BALANCE SHEET**
- **2022 9 MONTHS BALANCE SHEET**



# Statement of financial results - form No.2 2021 year

Name of indicator	Code page	During the reporting period	
		Income (profit)	Expenses (losses)
1	2	5	6
Net proceeds from the sale of products (goods, works and services)	010	140 616 557.00	x
Cost of goods sold (goods, works and services)	020	x	133 864 289.00
Net profit (loss) of the reporting period (lines 240-250-260)	270	6 752 268.00	0.00



# Statement of financial results - form No.2 2022y 9 months

Name of indicator	Page code	For the corresponding period last year		During reporting period	
		Income (profit)	Expenses (losses)	Income (profit)	Expenses (losses)
1	2	3	4	5	6
Net proceeds from the sale of products (goods, works and services)	010	140,616,557.00	x	159,220,064.00	x
Cost of goods sold (goods, works and services)	020	x	101 452 412.00	x	155,550,907.00
Net profit (loss) of the reporting period (lines 240-250-260)	270	6 752 268.00	0.00	3 669 157.00	0.00

# COMPANY BALANCE SHEET OF 2021 year



Name of indicator	Page code	At the beginning of the reporting period	At the end of the reporting period
1	2	3	4
<b>Assets</b>			
<b>I. Long-term assets</b>			
Fixed assets:			
Residual (book) value (p. 010-011)	012	48 198 401.00	54 428 159.00
Residual (book) value (line 020-021)	022	500 679.00	487 581.00
Long-term investments, total (lines 040+050+060+070+080), including:	030	2 946 157.00	25 873 900.00
<b>II. Current assets</b>			
Inventory, total (lines 150+160+170+180), including:	140	70 194 391.00	66 688 127.00
Debtors, total (lines 220+240+250+260+270+280+290+300+310)	210	6 284 312.00	8 470 239.00
Cash, total (lines 330+340+350+360), including:	320	5 820 471.00	308 697.00
Total assets of the balance sheet (line 130+line 390)	400	141 356 947.00	166 238 239.00
<b>Passive</b>			
<b>I. Sources of own funds</b>			
Total for Section I (lines 410+420+430-440+450+460+470)	480	13 532 798.00	15 758 226.00
<b>II. Commitments</b>			
Long-term liabilities, total (line 500+520+530+540+550+560+570+580+590)	490	118 283 647.00	144 018 663.00
Current liabilities, total (pages.610+630+640+650+660+670+680+690+700+710+720+730+740+750+760)	600	9 540 502.00	6 461 350.00
Total liabilities of the balance sheet (lines 480+770)	780	141 356 947.00	166 238 239.00





# COMPANY BALANCE SHEET OF

## 2022y 9 months

Name of indicator	Page code	At the beginning of the reporting period	At the end of the reporting period
1	2	3	4
<b>Assets</b>			
<b>I. Long-term assets</b>			
Fixed assets:			
Residual (book) value (p. 010-011)	012	54 428 159.00	57 854 202.00
Intangible assets:			
Residual (book) value (line 020-021)	022	487 581.00	484 507.00
Long-term investments, total (lines 040+050+060+070+080), including:	030	25 873 900.00	25 873 900.00
<b>II. Current assets</b>			
Inventory, total (lines 150+160+170+180), including:	140	66 688 127.00	106 697 887.00
Debtors, total (lines 220+240+250+260+270+280+290+300+310)	210	8 470 239.00	3 521 979.00
Cash, total (lines 330+340+350+360), including:	320	308 697.00	5 177.00
Total for section II (lines 140+190+200+210+320+370+380)	390	75 467 063.00	110 225 043.00
Total assets of the balance sheet (line 130+line 390)	400	166 238 239.00	200 419 188.00
<b>Passive</b>			
<b>I. Sources of own funds</b>			
Total for Section I (lines 410+420+430-440+450+460+470)	480	15 758 226.00	19 427 383.00
<b>II. Commitments</b>			
Long-term liabilities, total (line 500+520+530+540+550+560+570+580+590)	490	144 018 663.00	168 798 654.00
including: current accounts payable (lines 610+630+650+670+680+690+700+710+720+760)	601	6 461 350.00	12 193 151.00
Total liabilities of the balance sheet (lines 480+770)	780	166 238 239.00	200 419 188.00



# Contacts

Hotline (+ 998 93) 940-44-25

Office reception (+998 72) 221-03-12

Sales department (+998 99) 567 9400

E-mail: info@jtt.uz

Address 130100 Industrial zone "A", Jizzak city, Jizzakh region,  
, Uzbekistan

Website// [www.jtt.uz](http://www.jtt.uz)

