

*Lesson*  
*10*



# *That's me!*

# Clothes





## *Aim of the lesson:*

Today we're going to learn new vocabulary on topic "Clothes and accessories", to read the dialogue and doing tasks, to organize a "Fashion Show"

Сьогодні ми будемо вивчати нову лексику за темою "Одяг та аксесуари", читати діалог та виконувати завдання



## Guess Someones Outfit

**Provide a brief description of an imaginary outfit someone in your class wearing, using vivid adjectives and details.**

**Students try to guess what he/she wearing based on the description**

**Коротко опишіть уявний одяг когось із учнів вашого класу, використовуючи яскраві прикметники та деталі. Учні намагаються вгадати, у що він/вона одягнений, спираючись на опис**

**Student's  
Book  
(ex.1, p.12)**



**VOCABULARY**  
**Listen and repeat.**  
**Which of these  
clothes and  
accessories are for  
boys, which are for  
girls and which are  
unisex?**

Which of these clothes and accessories are for boys, which are for girls and which are unisex?



 **shirt**



 **boots**



 **Tracksuit-спортивний КОСТЮМ**



 **jumper**



 **Sandals- босоніжки**



 **shorts**



 **skirt**



 **belt**



 **hat**



 **top**



 **earrings**



 **leggings**

**Student's  
Book  
(ex.2, p.12)**



**READ**

**A) Look at the picture. What is Liv doing? Listen to the dialogue and check your answers. Then read it out in pairs**



## What is Liv doing? Listen to the dialogue

**Amy.** Hey, Liv. What's up? Why are you cutting your favourite jeans?

**Liv.** I'm making a skirt.

**Amy.** Really? How often do you make your own clothes?

**Liv.** Well. I don't usually make my own clothes. But I'm really bored of my old clothes, so I'm changing them Anyway jean skirts are in fashion this summer.

**Amy.** I see. What are you doing now?

**Liv.** I'm drawing a butterfly on one of the pockets. What do you think?

**Amy.** Well, it doesn't look like a butterfly.

**Liv.** You're right What a mess!

**Amy.** Don't worry. I've got an idea.

**Liv.** What are you looking for?

**Amy.** Just wait.

**Liv.** Oh, patches. Beautiful! I want two. Let's put this green patch here on my awful butterfly and the blue patch on the other pocket.

**Amy.** Do you still want a butterfly?

**Liv.** Yes, please draw a butterfly for me on the green patch. You always draw beautiful butterflies.


**Amy.** Sure. There you go.

**Liv.** Thanks, Amy.





**Student's  
Book  
(ex.2, p.12)**



**B) Read again and  
answer the  
questions**



## What is Liv doing? Listen to the dialogue

**Amy.** Hey, Liv. What's up? Why are you cutting your favourite jeans?

**Liv.** I'm making a skirt.

**Amy.** Really? How often do you make your own clothes?

**Liv.** Well. I don't usually make my own clothes. But I'm really bored of my old clothes, so I'm changing them. Anyway, jean skirts are in fashion this summer.

**Amy.** I see. What are you doing now?

**Liv.** I'm drawing a butterfly on one of the pockets. What do you think?

**Amy.** Well, it doesn't look like a butterfly.

**Liv.** You're right. What a mess!

**Amy.** Don't worry. I've got an idea.

**Liv.** What are you looking for?

**Amy.** Just wait.

**Liv.** Oh, patches. Beautiful! I want two. Let's put this green patch here on my awful butterfly and the blue patch on the other pocket.

**Amy.** Do you still want a butterfly?

**Liv.** Yes, please draw a butterfly for me on the green patch. You always draw beautiful butterflies.

**Amy.** Sure. There you go.

**Liv.** Thanks, Amy.





Read again and answer the questions

**1. What is Liv using to make a skirt?**

***Her favourite jeans***

**2. Why is Liv making changes to her clothes?**


**3. What's Nn fashion this summer?**

**4. What does Amy want to put on the skirt?**

**5. Who's good at drawing?**



**Student's  
Book  
(ex.2, p.12)**



**C) Read again and  
tick the correct  
picture a, b or c**



Read again and tick the correct picture a, b or c

**Amy.** Hey, Liv. What's up? Why are you cutting your favourite jeans?

**Liv.** I'm making a skirt.

**Amy.** Really? How often do you make your own clothes?

**Liv.** Well. I don't usually make my own clothes. But I'm really bored of my old clothes, so I'm changing them. Anyway, jean skirts are in fashion this summer.

**Amy.** I see. What are you doing now?

**Liv.** I'm drawing a butterfly on one of the pockets. What do you think?

**Amy.** Well, it doesn't look like a butterfly.

**Liv.** You're right. What a mess!

**Amy.** Don't worry. I've got an idea.

**Liv.** What are you looking for?

**Amy.** Just wait.

**Liv.** Oh, patches. Beautiful! I want two. Let's put this green patch here on my awful butterfly and the blue patch on the other pocket.

**Amy.** Do you still want a butterfly?

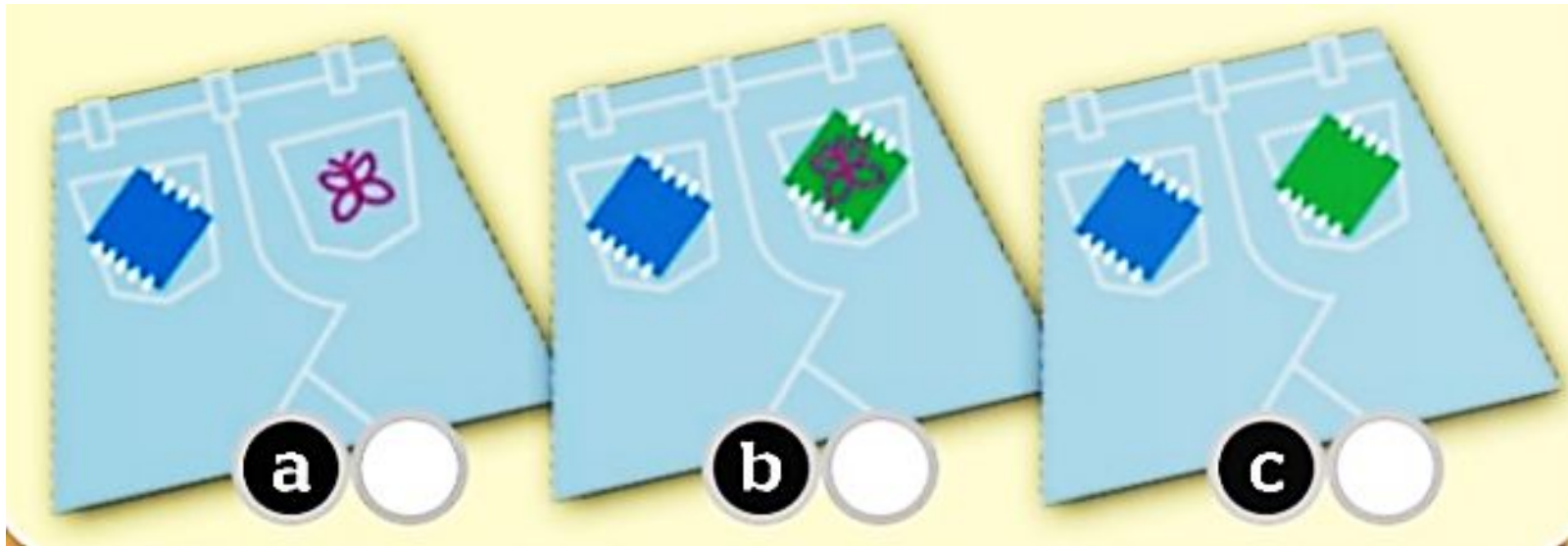
**Liv.** Yes, please draw a butterfly for me on the green patch. You always draw beautiful butterflies.

**Amy.** Sure. There you go.

**Liv.** Thanks, Amy.



Read again and tick the correct picture a, b or c



**Workbook  
(ex.1, p.12)**



**A) Unscramble to  
find words. Then  
use them to label  
the picture**



Unscramble to find words. Then use them to label the picture

1. *dnsalsa* – ***sandals***
2. *sstroh* –
3. *ebtl* –
4. *obsot* –
5. *rtshi* -
6. *itrsk* –
7. *purjem* –
8. *egigisng* –
9. *tah* -

10. *tsitrkacu* -



Use them to label the picture



**Workbook  
(ex.1, p.12)**



**B) Complete the  
sentences with  
the words in the  
box**

Complete the sentences with the words in the box

earrings cut fashion pockets awful draw wait

1. *I don't like that hat. It's awful.*
2. *Let's \_\_\_\_\_ a flower on my top.*
3. *Kate always wears nice \_\_\_\_\_.*
4. *Leggings are in \_\_\_\_\_ this winter.*
5. *My shorts haven't got \_\_\_\_\_.*
6. *We \_\_\_\_\_ for Tom at the skatepark every afternoon.*
7. *Let's \_\_\_\_\_ the cake. It looks good.*

**Organize a "Fashion Show" where students can showcase their creativity by designing and modeling outfits**

**Організуйте "Показ мод", де студенти зможуть продемонструвати свою творчість, розробляючи та моделюючи вбрання.**

**What task was the  
most easy/difficult?**



Ending of the lesson. Say "Goodbye!"

Goodbye!