



第二课



——《汉语阅读教程》

• 一、听写 (dictation)


汉字：一 八 大 不 女 五

字词：口 大口


白 不白


马 白马 大马


- 二、复习 (review)














héngzhé



piědiǎn



shùzhézhéngōu



Check the answers to your exercises

2、根据注音写汉字。

bù

bái

yī

dà

wǔ

不

白

一

大

五

kǒu

mǎ

nǚ

bā

口

马

女

八



3、给下列汉字注音。

女 不 一 八 大

nǚ bù yī bā dà

口 马 白 五

kǒu mǎ bái wǔ





4、在下列汉字中描出与左边相同的笔画。

一	:	不	十	太	木	女	丁
丨	:	不	十	来	土	去	下
ノ	:	八	夫	个	不	白	公
ㄨ	:	8.	天	又	今	又	来
、	:	文	头	小	太	术	门




三、第二课

gàn



- to do

gàn



什么

学 生
student



干什么

学习
xuéxí

gōn
g
工

to work



工人



工作

什么

工人

worker



干什么


工作

gōngzuò
work

工人 在 (in) 工厂 (factory) 工作



mù



全景网 www.quanjing.com

pic136-4085d

夸图网 www.kuawen.com

pic136-4085d





夸图网 www.nipic.com

By:gszz No.201211291704200190

夸图网 www.kuawen.com


pic136-4085d

běnzǐ





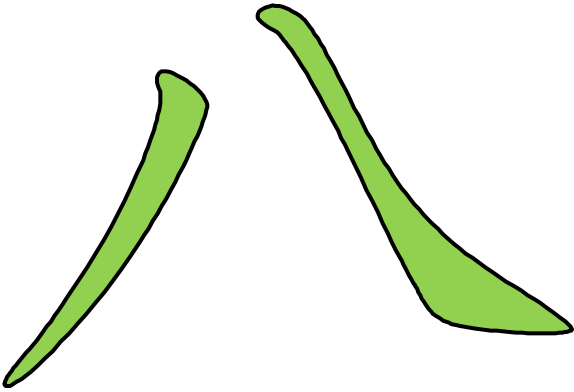
compound stroke

piě zhé



gōng

public



公交车 公共汽车 bus




公共自行车






Sharing bikes




shù gōu





dōng



east


Dōng
东

早晨





Jiangsu
Province 江苏

héngzhéngōu



mén

door



天大东门



xuéxiào大门
天津大学 大门



ménkǒu

entrance

门口

Jiàoshì 教室

classroom



开门 open 关门 close

wàn

万

五万

50000

八万人

80000人

写一写xiě

• 500

• 5000

• 50000

• 18000

三万八千

• 五百

• 五千

• 五万

• 一万八千

• 38000

fāng

wàn

万

方



square

dōng



east

东方 orient



上海Shanghai 东方明珠

东方人




bàn



to do

gōng



public

bàn


办

办公

to handle official business



tóng



same

同




twins

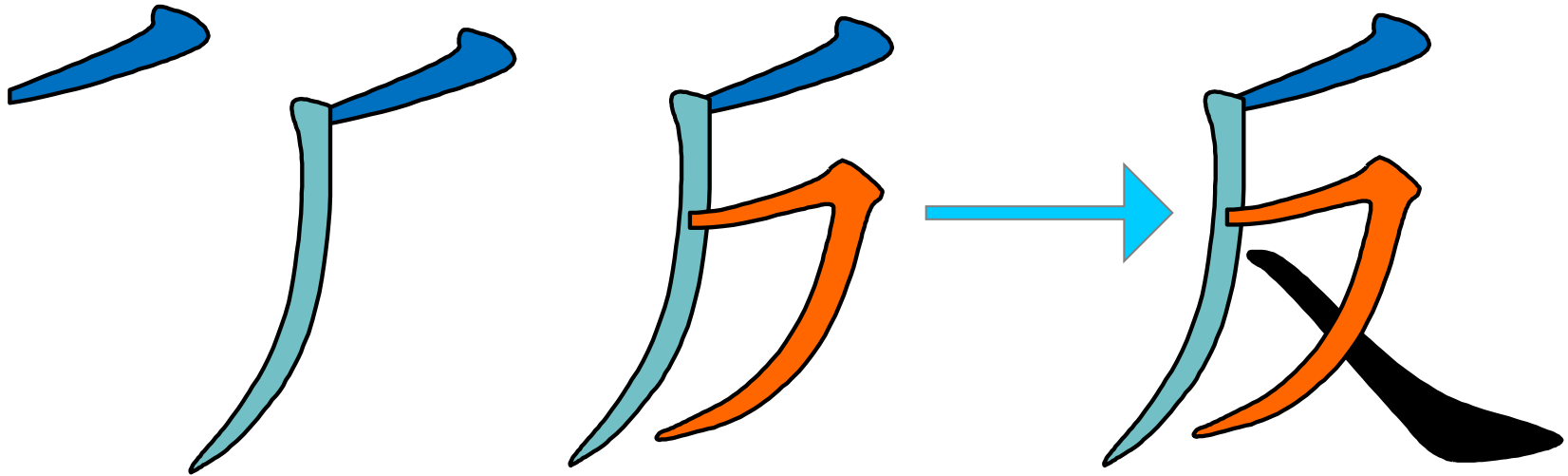
不同



different

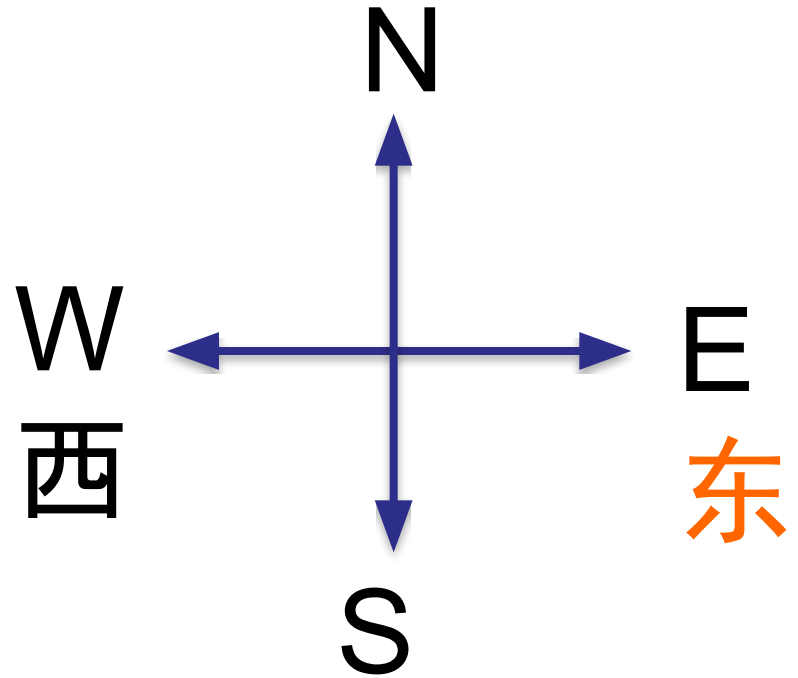
héngpiě








fǎn

inverse

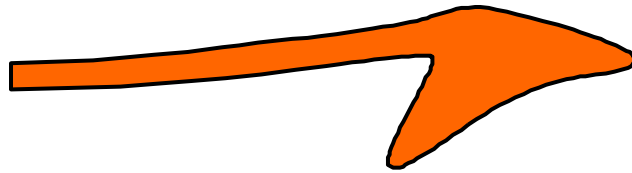






hǎo




fine

hénggōu





nǐ



you





nǐ

nǐhǎo
你好！



hǎo




Hi !
Hello !


您好nínhǎo



老师，您好！

shùzhézhéngōu





马

mǎ

horse




一

马

马

口

马



ma

吗

A modal particle

Nǐhǎoma ?

你好吗？


nǐ

hǎo


ma



The character '你' (nǐ) is shown with colored arrows indicating the stroke order: a blue vertical line on the left, a red downward stroke, a blue dot, a blue dot, an orange horizontal stroke, and a black diagonal stroke.




The character '好' (hǎo) is shown with colored arrows indicating the stroke order: a yellow vertical line on the left, a green diagonal stroke, an orange horizontal stroke, a black horizontal stroke, a red upward stroke, and a blue downward stroke.



The character '吗' (ma) is shown with colored arrows indicating the stroke order: a green square on the left, a yellow horizontal stroke, an orange horizontal stroke, and an orange downward stroke.

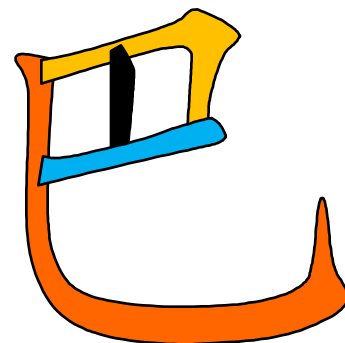
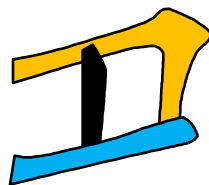
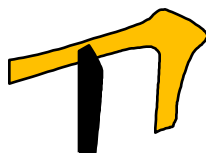

How are you ?

shùwāngōu

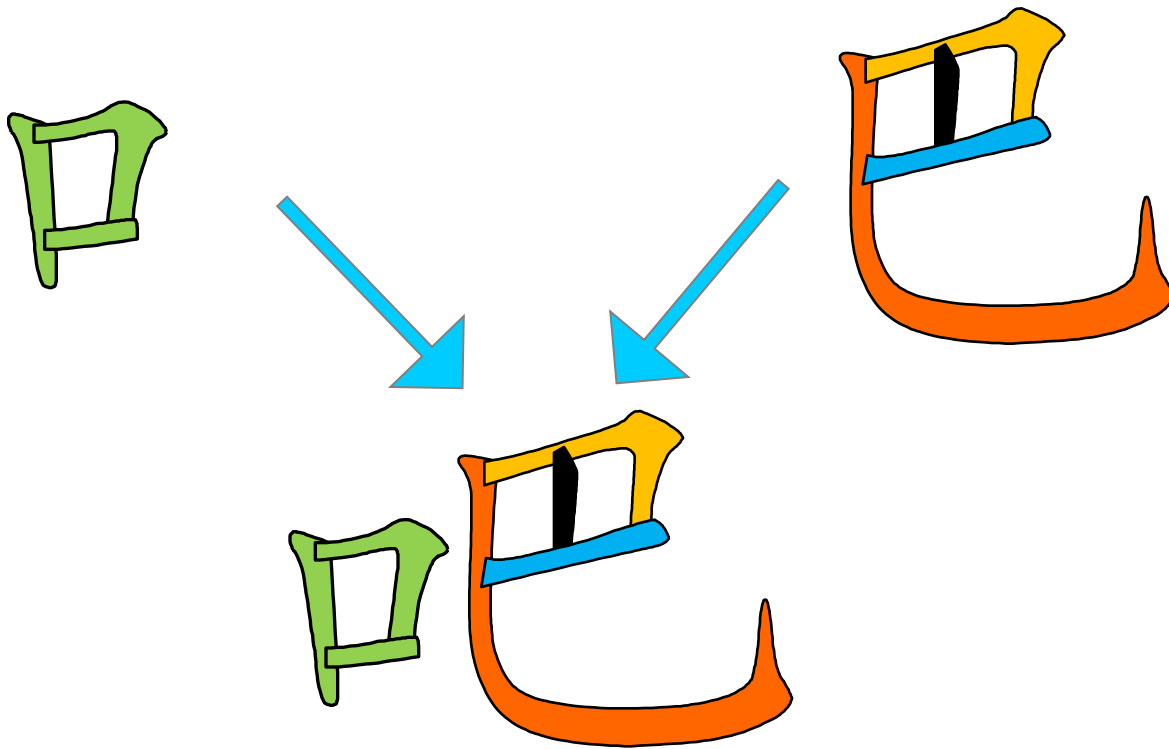


ba

巴




ba
吧



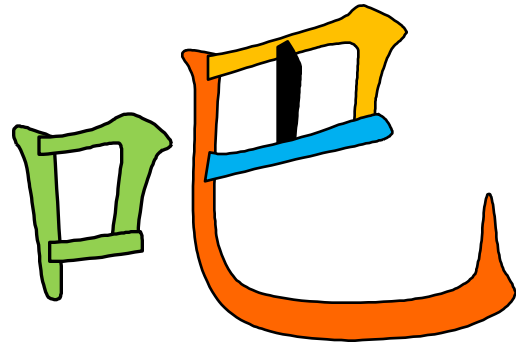
A modal particle

好吧

hǎo



ba



ok

四、总结

(summary)

汉字基本知识(二)









basic knowledge about Chinese characters

三. 注释 Notes

1. 笔画 (二) Strokes (2)

- ◆ Some strokes that must be attached to some other strokes are called **dependent strokes**.
- ◆ Two or more strokes are joined together to form **Complex Strokes** in Chinese writing.

1、复习笔画(一)

笔画	名称	运笔方向	例字
Stroke	Name	Writing	Example
丶	diǎn		不
一	héng		大
丨	shù		不
丿	piě		八 白
㇇	nà		八 大
㇇	héng zhé		马 五
㇇	piě zhé		女
㇇	shù zhé zhé gōu		马



1、笔画(二)

笔画 Stroke	名称 Name	运笔方向 Writing	例字 Example
丿	shùgōu Vertical Hook Stroke	丿	东 你
㇇	piězhé Left-falling Turning Stroke	㇇	东
㇇	héngzhé Horizontal Turning Stroke	㇇	口 五
㇇	héngpiě Horizontal Left-falling Stroke	㇇	反
㇇	héngzhégōu Horizontal Turning Hook Stroke	㇇	门 方 同



2、复习：书写规则（一）

规则Rule	例字Example
从上到下 From top to bottom	五、马
从左到右 From left to right	八、不、口、白、女
先撇后捺 Write the left-falling stroke first and then the right-falling stroke	大、八



2、学习：书写规则（二）

规则Rule	例字Example
从外到里 From outside to inside	同、间
先横后竖 Horizontal line first, vertical line second	干、本
先中间后两边 First the middle part, then the two sides	东、办



3、偏旁(一)radicals

偏旁	名称	意义	例子
亻	dānrénpánggr	人	他
女	nǚzìpánggr	女性	你、 好、妈
口	kǒuzìpánggr	口	吗、吧



4、部件 components (1)

口 吗、吧、问

巴 吧、把、爸

马 吗、妈、骂

白 百、的、怕



5、汉字结构：合体字（一）

- 左右结构：

• 你 亻 尔

• 好 女 子

• 吗 口 马

作业

- 练习题1-4
- 下节课听写本课15个生字。 Dictation
- 预习第三课生字。