

Guide

- When you complete to write this doc, please **delete this page**.
- All green and Italic font(e.g., *like this*) are for guidance. When you write your own contents, **please delete** the guide comments.
- **All required item should be filled**. If not, the app testing will be rejected.
- If your app has “**Quiz**” part, please provide ‘**answer sheet**’. Your app will be tested much easier and faster.

(App_name) Description

(CP_name)

Revision History

Version	Date	Description	Author
<i>1.0</i>	<i>2012.01.01</i>	<ul style="list-style-type: none"><i>•Description for Document</i><i>•Reason for changes</i>	<i>Author_name</i>

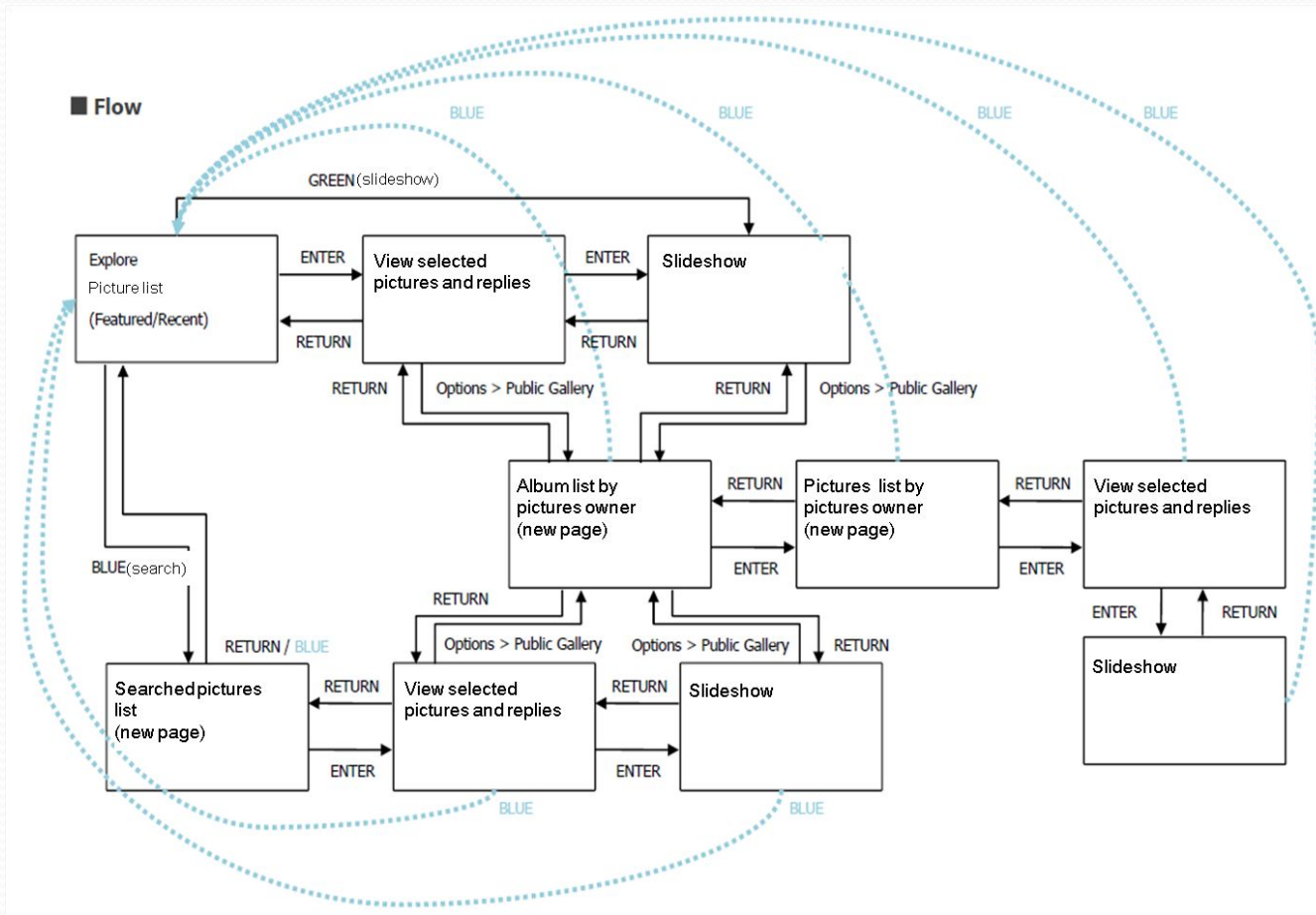
Contents

- UI Structure
- Usage Scenario
- Menu & function description
- Key policy
- How to change languages

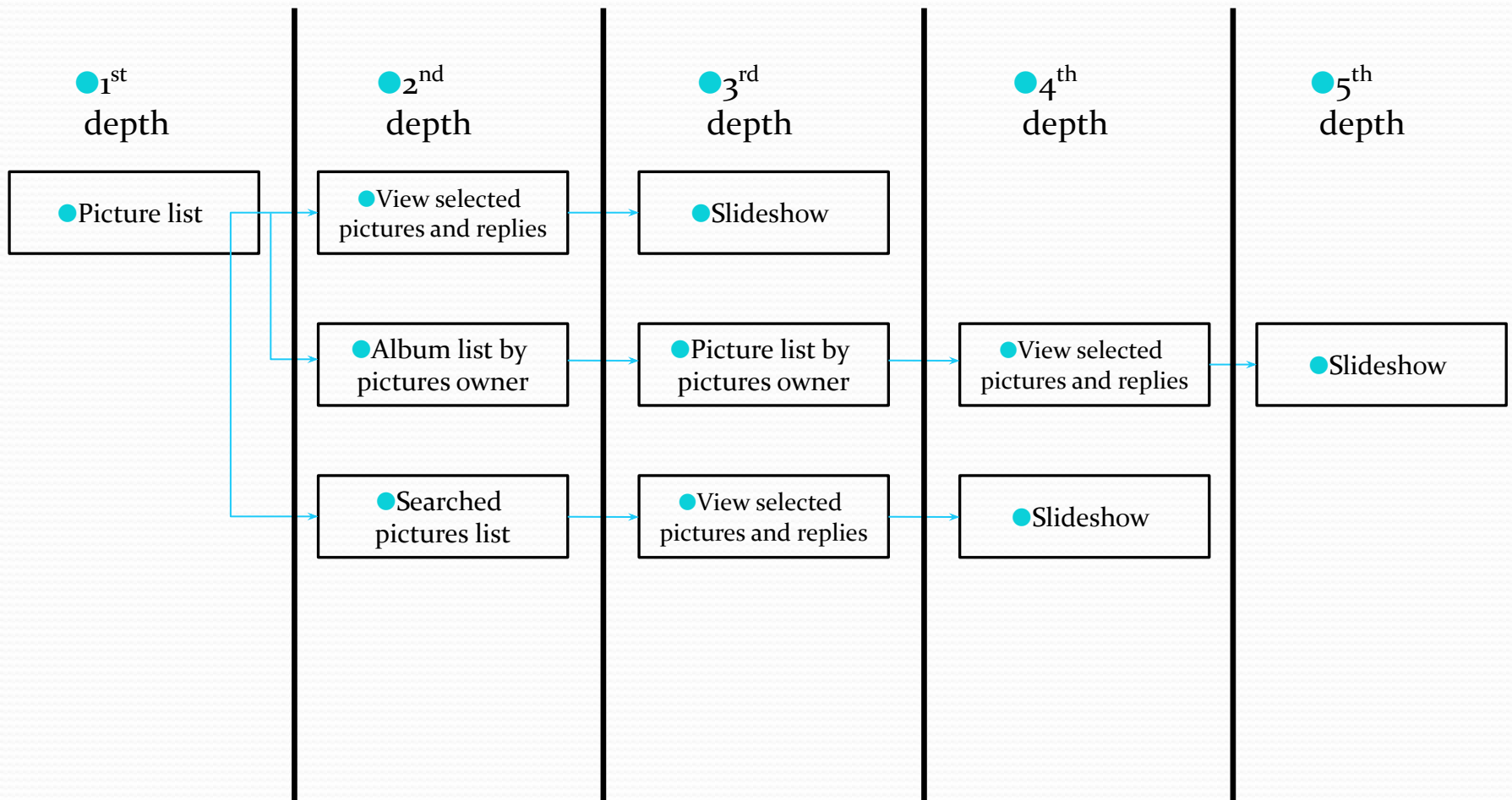
UI Structure

- Whole UI Structure
 - *Please draw or display your whole UI structure here.*
 - *Next 2 slides are samples. You can choose anyone.*
 - *Tree structure, flow graph, or depth navigation*

UI structure – *sample1*(flow graph)



UI Structure – *sample2(depth navi.)*

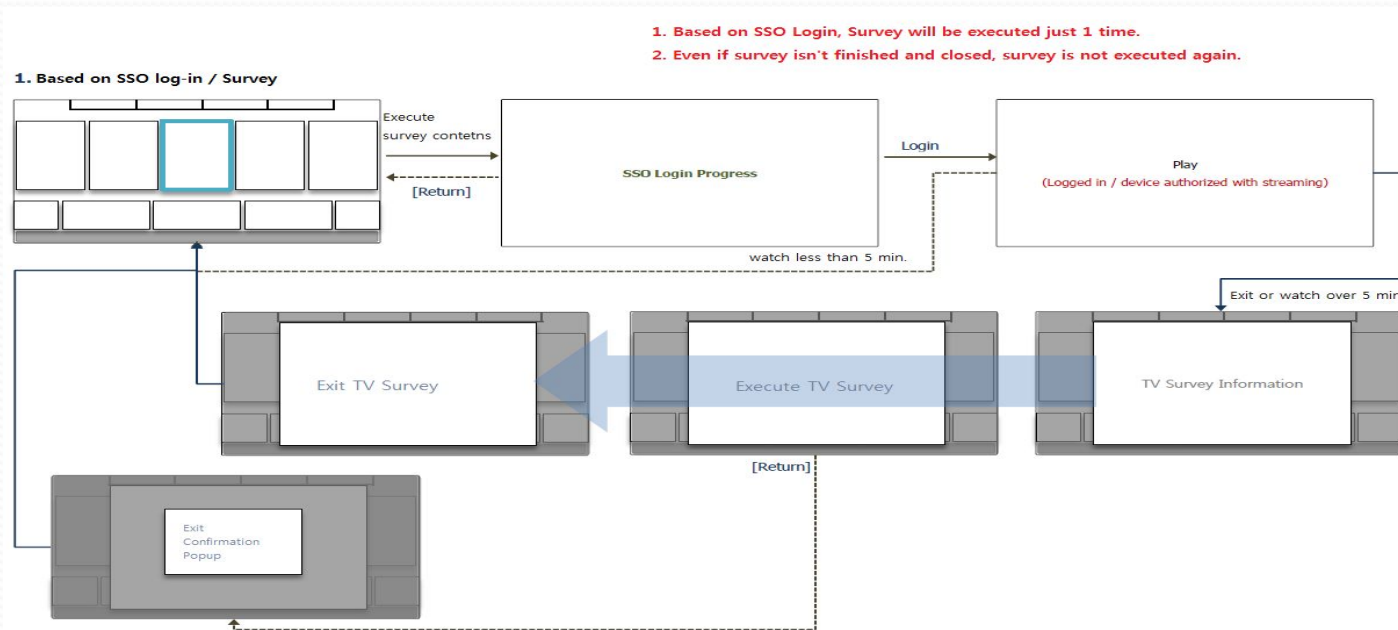


Usage Scenario

- *All steps for using app should be described.*
- *Especially, if you have log-in/Activation or payment system on your app, it should be handled on usage scenario. Testers will refer the scenario and it will be very helpful to test.*

Usage Scenario – *sample*

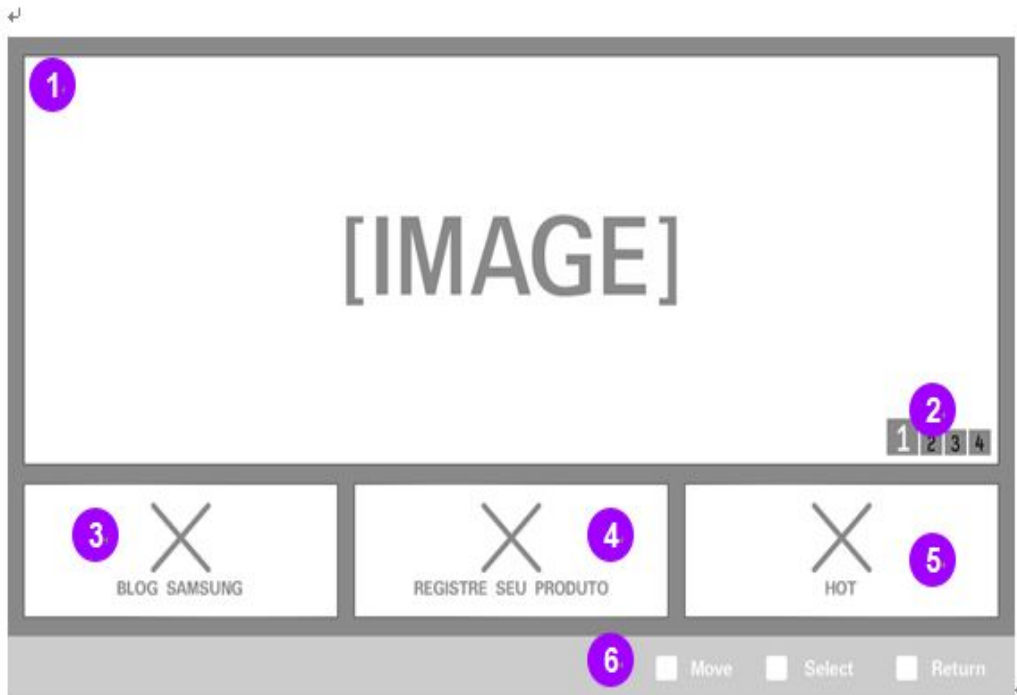
- *It's a sample of log-in function. Make your usage scenario refer to below sample. (It's only example)*



Menu & function description

● Menu & function description with screen shot (sample)

- Home



No.	Element	Attribute
1	News	Displays images of the main news
2	Select	Selects one of the main news
3	Blog	A button to displays the blog with the latest news
4	Register	A button to register your product
5	Hot	A button to enter the hot site Samsung
6	Navigation Help Area	

Key Policy - *sample*

- *If you have your own key policy on your app, please describe it.*

Button	Action	Remarks
<i>ENTER</i>	<i>Change window screen to full screen or full screen to window screen.</i>	
<i>Ch. Up/Down</i>	<i>N/R</i>	
<i>UP/DOWN</i>	<i>N/R</i>	
<i>LEFT/RIGHT</i>	<i>Move highlight to left or right</i>	
<i>YELLOW</i>	<i>View information</i>	
RETURN	Move to previous page	Samsung Mandatory
EXIT	Close the app and show broadcasting channel	Samsung Mandatory
RETURN/EXIT	In case of Game App, if game is terminated, the exit popup should be displayed.	Samsung Mandatory

How to change languages

Items	Contents
How to change languages	<p><i>If multi languages are supported, describe how to check multi languages on the App. If not, ignore this box.</i></p> <p><i>(e.g.) change country setting to Spain on SMART HUB</i></p> <p><i>(e.g.) change OSD Language setting to German etc..</i></p>