

365livesport Description

365livesport

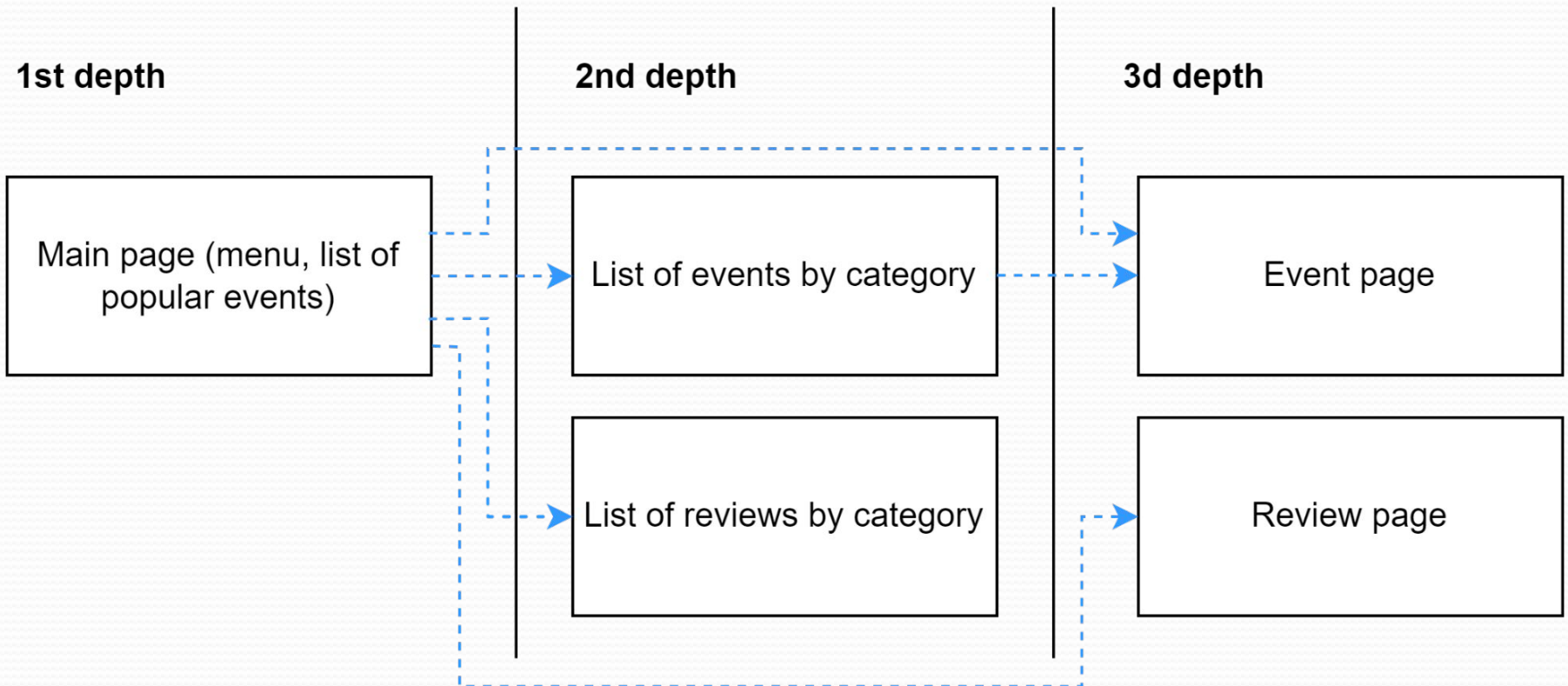
Revision History

Version	Date	Description	Author
1.0	2023.02.20	This is an initial documentation of “365livesport” app, created by the guideline	Anatoli Vaisman

Contents

- UI Structure
- Usage Scenario
- Menu & function description
- Key policy
- How to change languages

UI Structure



Usage Scenario

Use case - Changing the language

1. Navigate to the left menu
2. Go to the language buttons on top of the menu using arrows.
3. Select between RU (Russian language) and EN (english language), confirm the selection by pressing OK

Usage Scenario

Use case - Menu Browsing

1. From the home page navigate to the left side menu.
2. You can switch between Live, Top and Soon categories in the menu.
3. You can navigate in the menu using up and down buttons.
4. Once you select the category you are interested in press the OK button to see the category dropdown.
5. Top events will appear in the category dropdown.
6. You can use button Show all to go to Category page.

Usage Scenario

Use case - Browsing the category

1. Navigate to the left menu
2. Select the category you are interested in and push OK
3. You will see the list of top events. Press see all to switch to the category page.
4. Press OK on star icon next to the event to add it to Favourties.
5. Once you open the category page, you can see the available reviews. Click on the review to open the video.
6. Click on the event to go to event page.

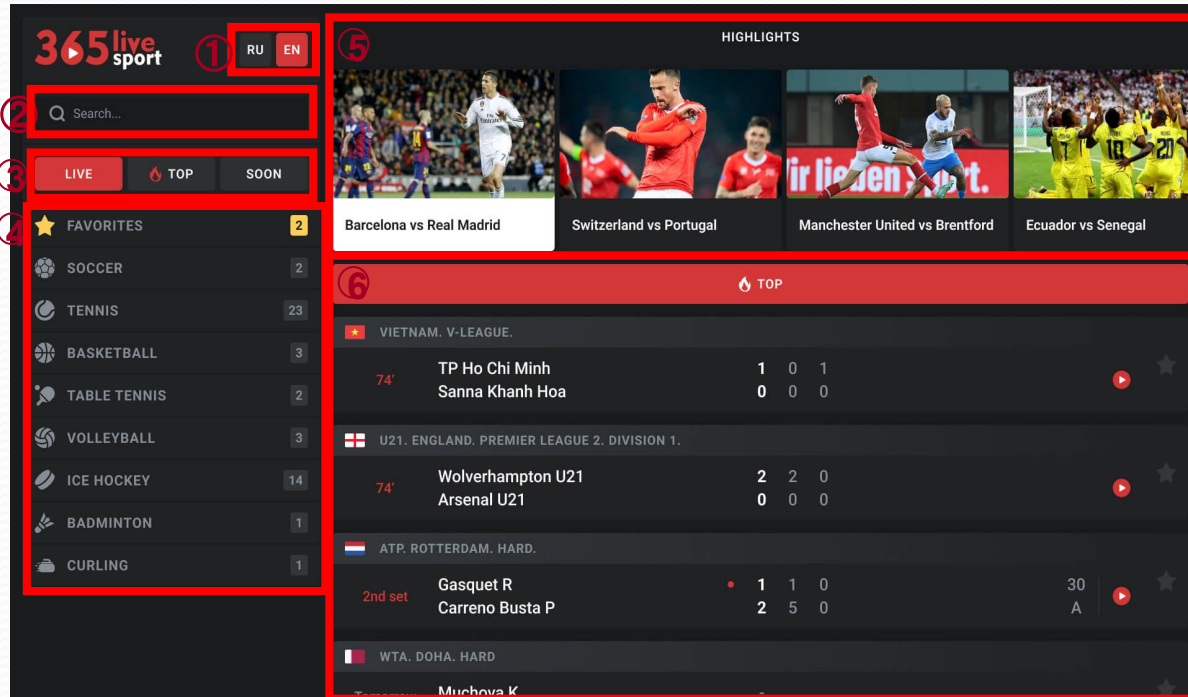
Usage Scenario

Use case - Browsing the event

1. On the event page you can see its name, time, score.
2. If the review is available, press on the video to watch it.
3. If the event has not started yet, you will see the timer that shows time that is left till the start of the event.

Menu & function description

Main page



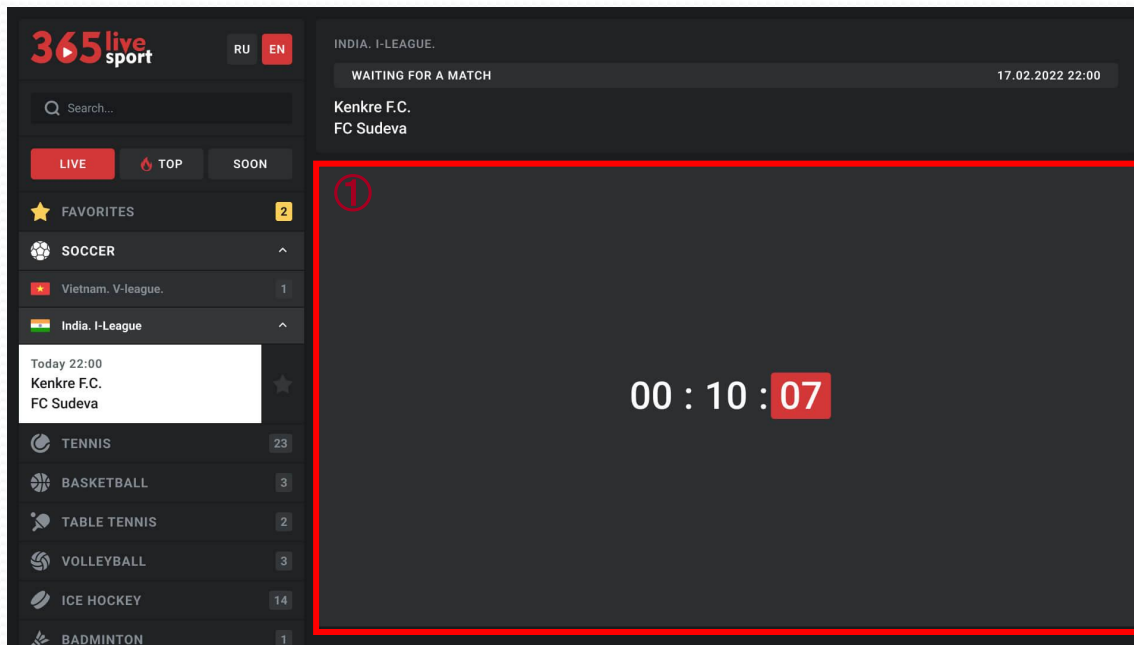
1 Language	Select the language of the application
2 Search	Search bar for sport events
3 Select	Toggle button to navigate between Live, Top and Soon categories
4 Categories	List of sport events categories
5 Reviews	Quick access to the reviews of sport events
6 Top events	List of top events

Menu & function description

The screenshot shows the 365live sport website interface. The top left features the logo and language options (RU, EN). Below is a search bar and navigation buttons for LIVE, TOP, and SOON. A dropdown menu for FOOTBALL is open, showing categories like Friendly, Wom. Friendly, Teams, and various leagues. The main content area is divided into HIGHLIGHTS and TOP EVENTS sections. Red circles with numbers 1, 2, and 3 are placed over specific elements: 1 points to the HIGHLIGHTS section, 2 points to the FOOTBALL dropdown menu, and 3 points to the TOP EVENTS section.

1 Reviews	Quick access to the reviews of sport events
2 Category dropdown	List of the top transactions
3 Top events	List of top events

Menu & function description



1 Timer

If the event has not started, the timer will be displayed to show the time left till the event

Key Policy

Button	Action	Remarks
OK	<i>Select the highlighted item</i>	
UP/DOWN	<i>Move highlight up or down</i>	
LEFT/RIGHT	<i>Move highlight to left or right</i>	
Play/Pause	<i>Play and pause video</i>	
Volume keys	<i>Change volume of the video</i>	
RETURN	Move to previous page	Samsung Mandatory
EXIT	Close the app and show broadcasting channel	Samsung Mandatory

How to change languages

Items	Contents
How to change languages	Change languages using language select buttons in the upper left corner of the screen.