



**My name is
Kseniya**



Tell us 3 things about yourself!

- ❖ Your name
- ❖ Where do you come from?
- ❖ Why testing?




- ❑ What is testing?
- ❑ Why is it necessary to have a tester on a project?
- ❑ What makes a good tester?

Software Testing is a method to check if the **actual** software product matches **expected result** and to ensure that software product is **defect** free.

- 1) **To provide quality**
- 2) **Security**
- 3) **Satisfaction of the customer**

WHAT IS QA TESTING?



- #1) You Understand Priorities
- #2) You Ask Questions
- #3) You Can Create Numbers Of Ideas
- #4) You Can Analyze Data
- #5) You Can Report Negative Things In A Positive Way
- #6) You Are Good At Reporting
- #7) You Are Flexible To Support Whenever It's Required
- #8) You Are Able To Co-relate Real-time Scenarios To Software Testing
- #9) You Are A Constant Learner
- #10) You Can Wear End User's Shoes



Graphical user interface

- Why do we need the knowledge of it?

To successfully write test-cases,
check lists, bug reports

Check yourself, how much do you know Name as many elements as possible

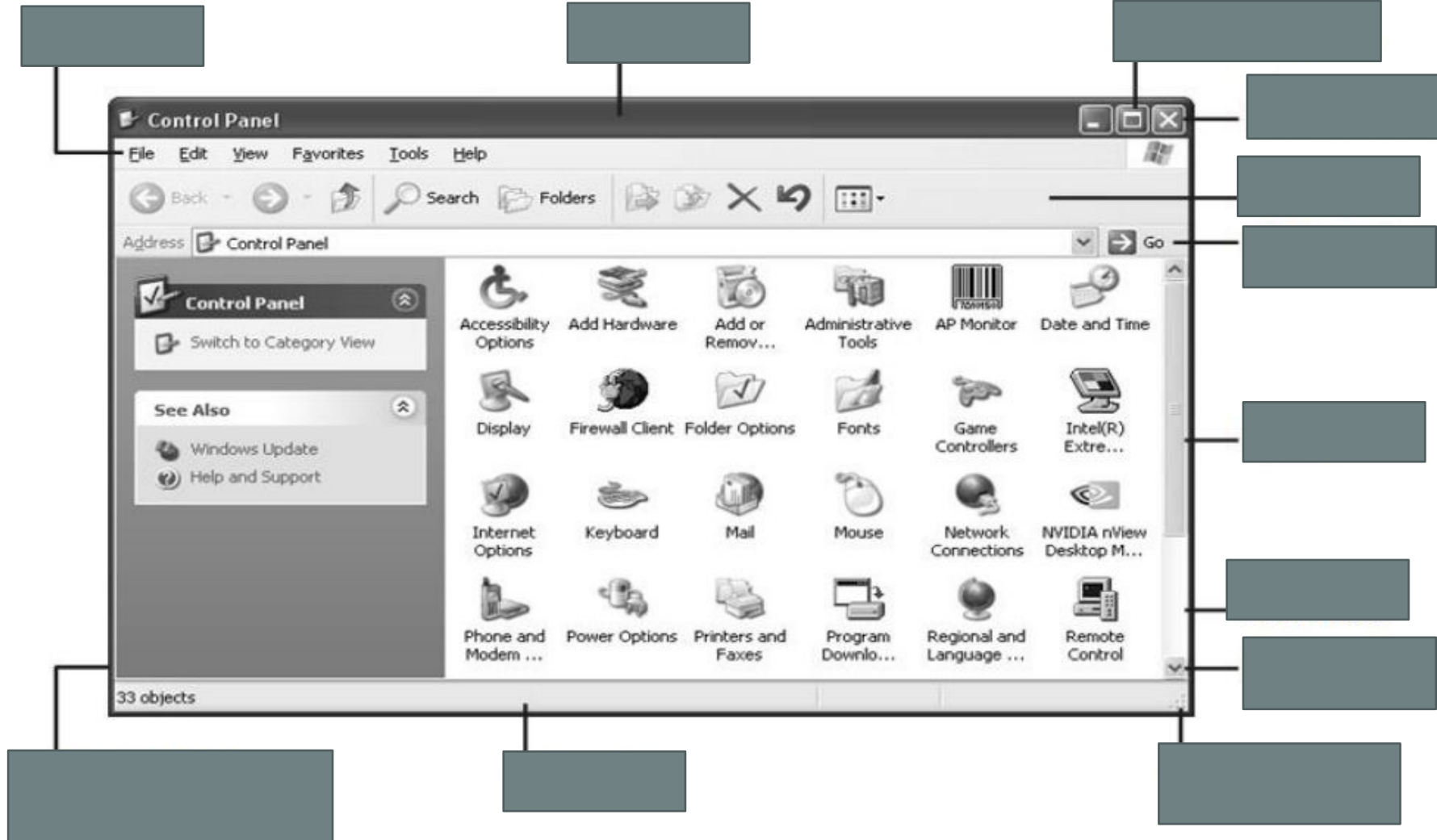


Windows desktop




Open window

Windows desktop



Check yourself

Footer

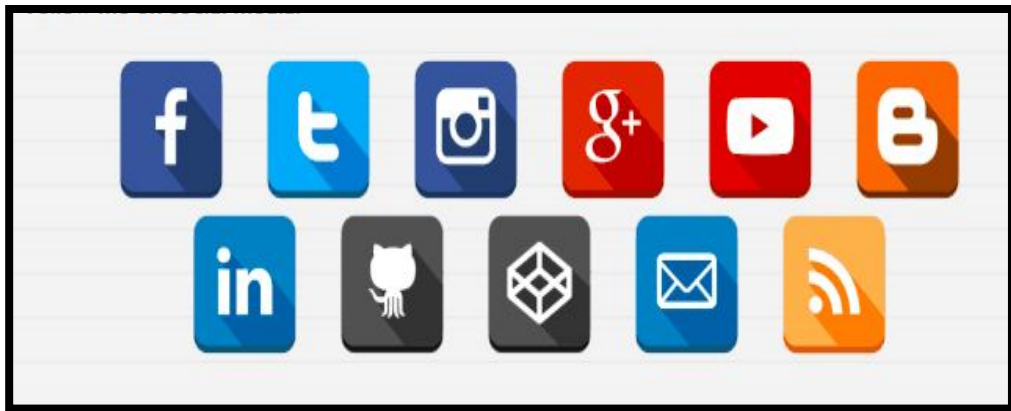


The bottom part of a page, a website etc

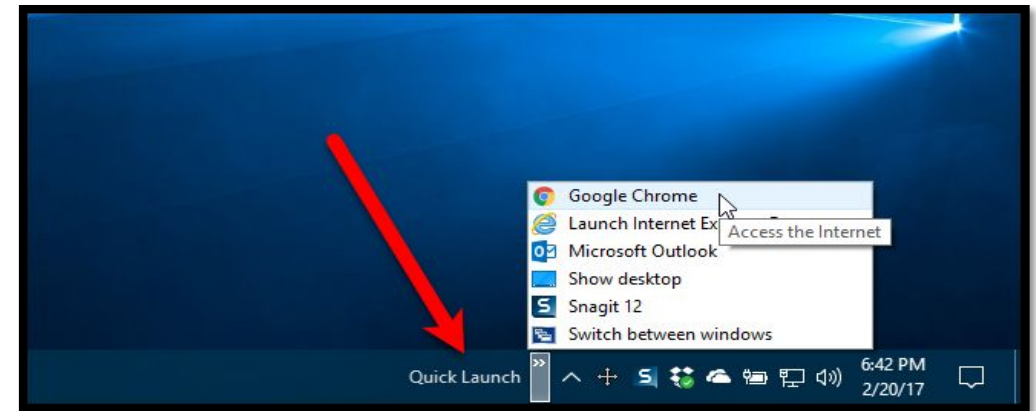
Hide/minimize(maximize)
close buttons



Social media buttons



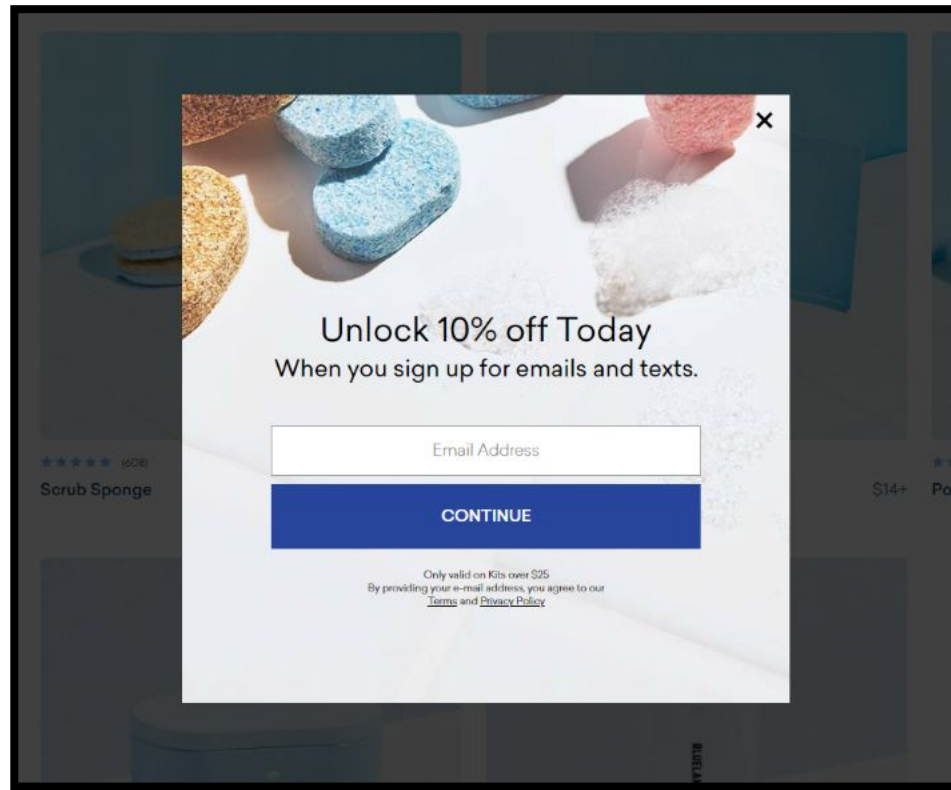
Quick access/launch buttons



Buttons that allow to access some programs or apps very quickly



A pop-up window

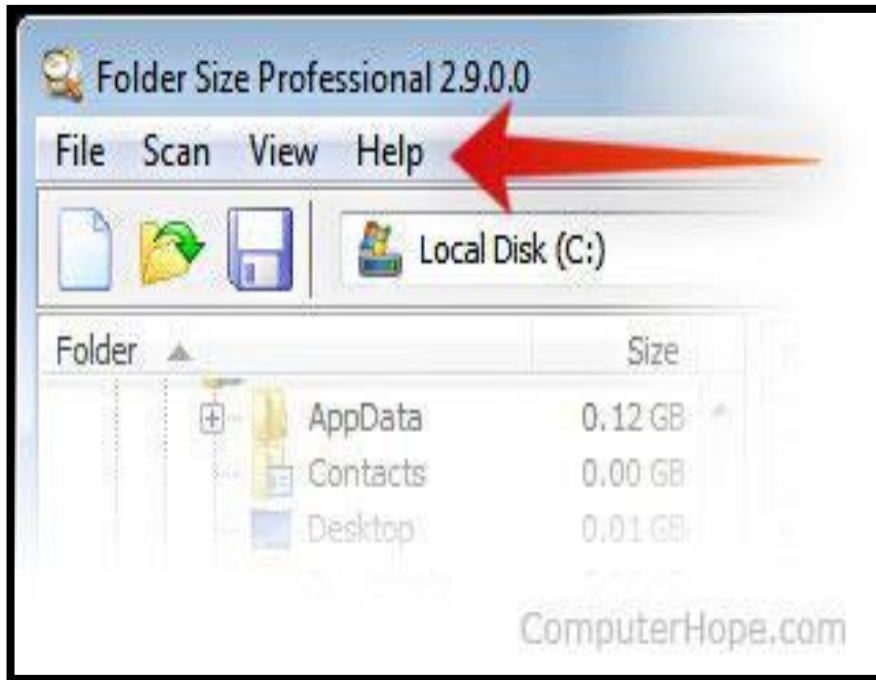


A window or a menu that appears all of a sudden on a page

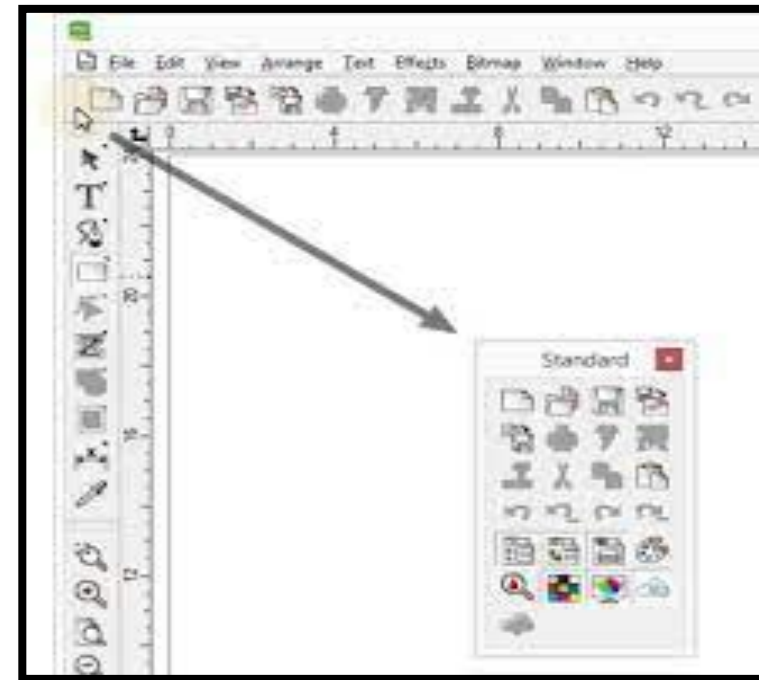
Address bar



Amenu bar



A toolbar



A title bar



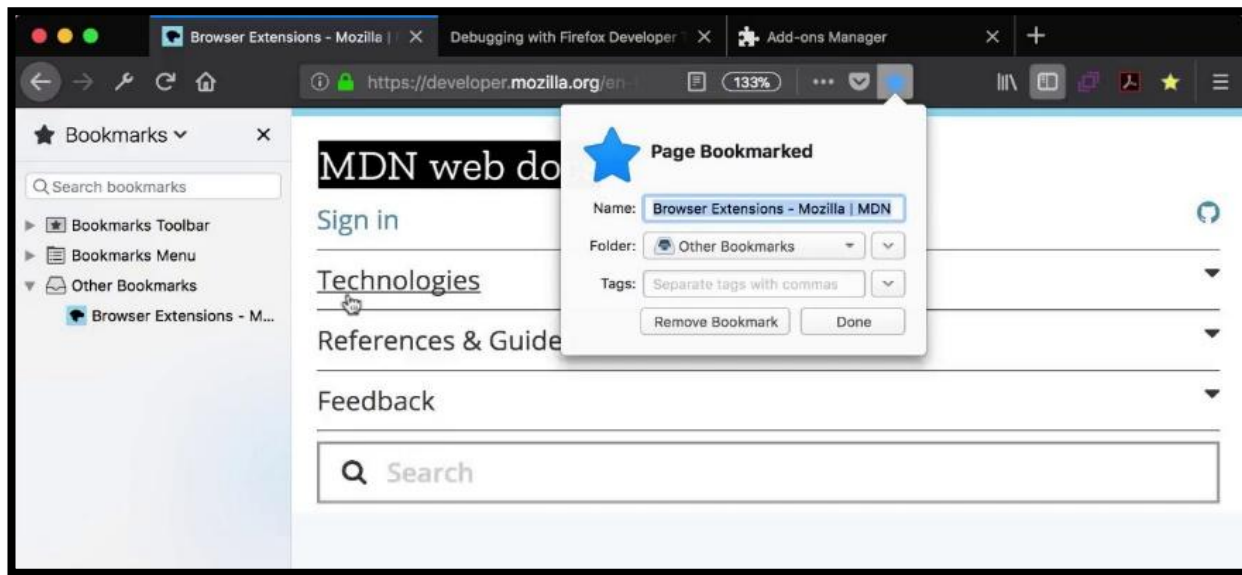
A tab



The second and further documents or pages opened in a browser or a spreadsheet

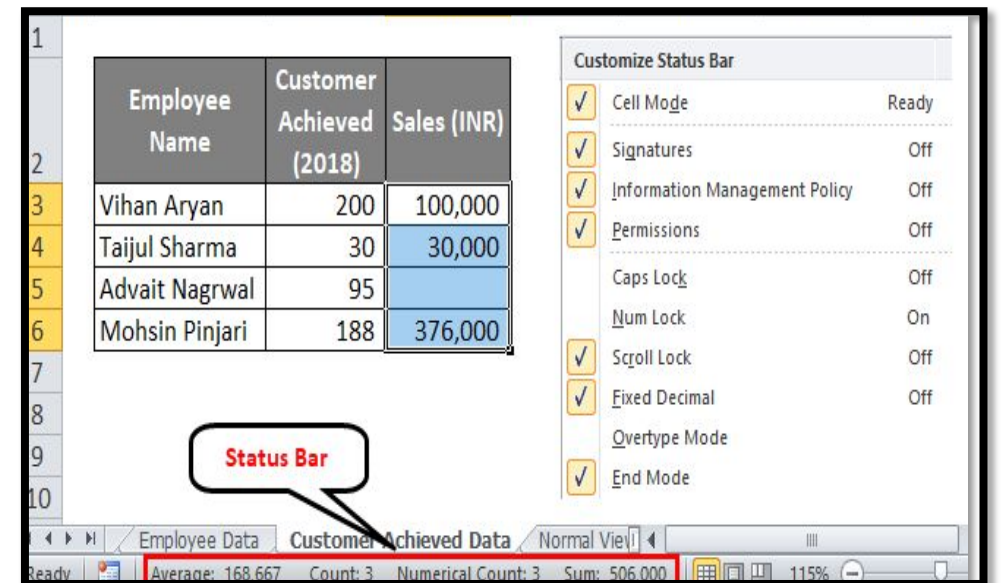


A bookmark

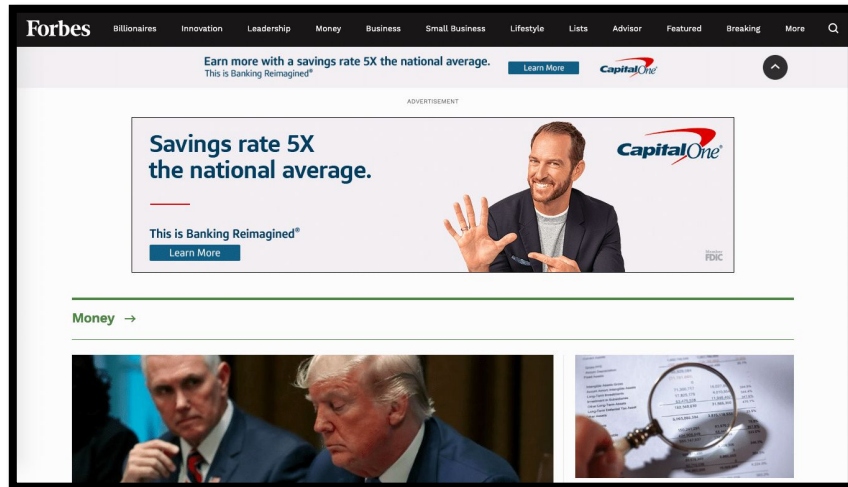


A link to the page a user saves in the browser to access in the future

A status bar



A banner



Typically some kind of advertising on the website; it can be of any shape etc.

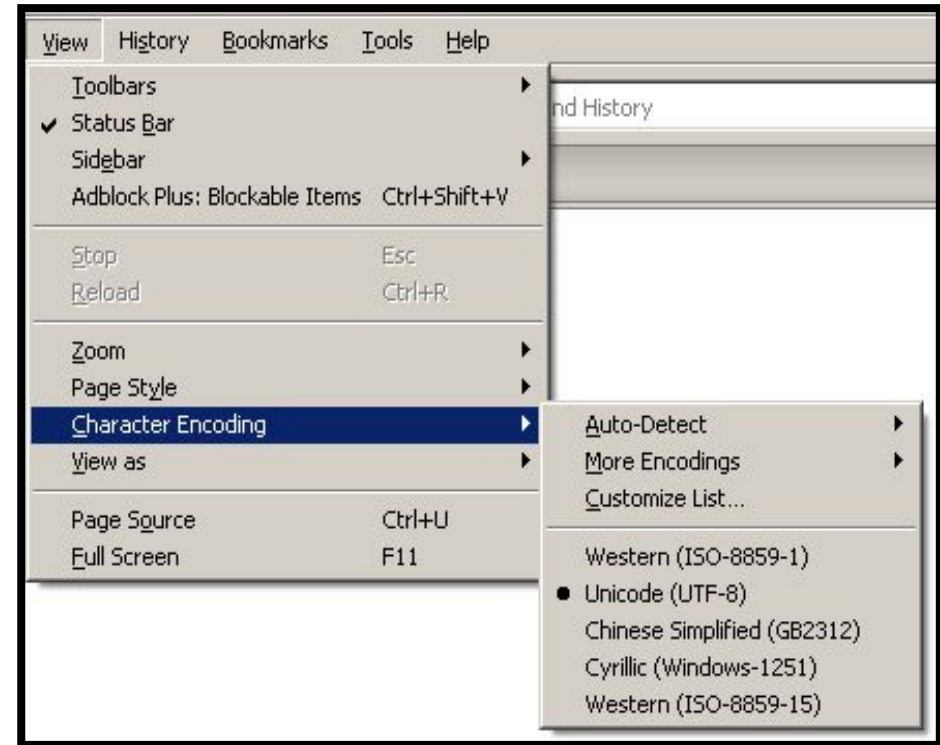
Notification area



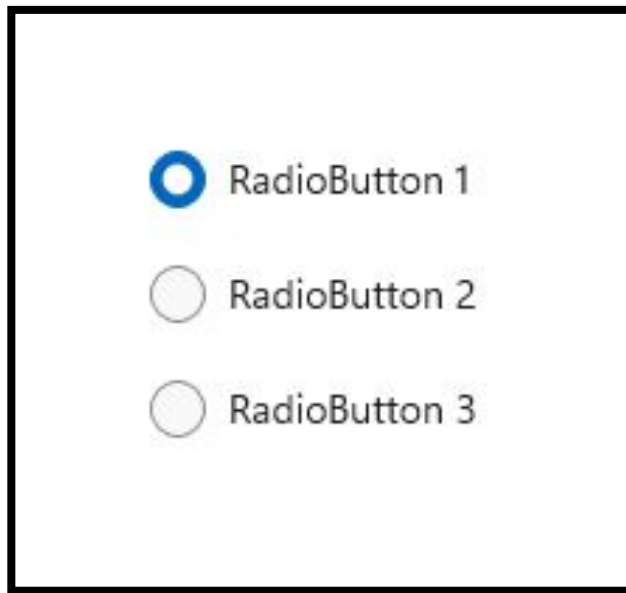
A checkbox



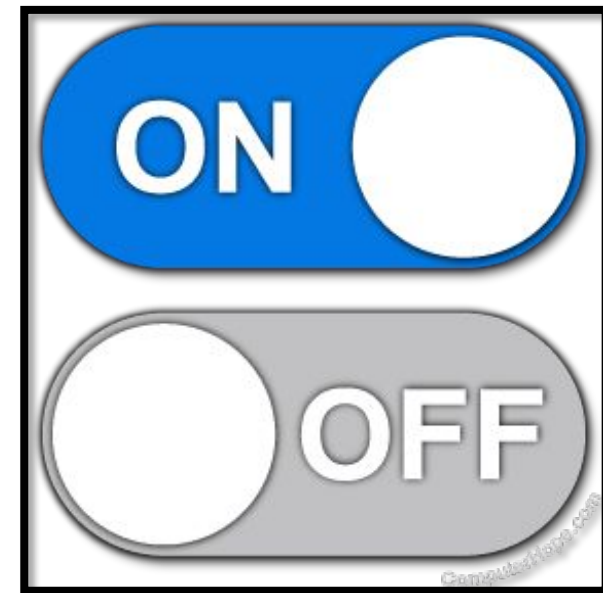
A submenu



A radio button



A toggle



A date and time picker

Test date & time

2017-02-28 02:37:38

February 2017

SUN	MON	TUE	WED	THU	FRI	SAT	
							00:00
29	30	31	1	2	3	4	00:15
5	6	7	8	9	10	11	00:30
12	13	14	15	16	17	18	00:45
19	20	21	22	23	24	25	01:00
26	27	28	1	2	3	4	01:15

Save and publish Preview

Breadcrumbs

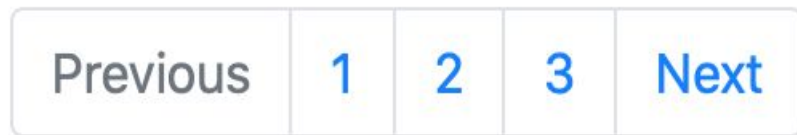
HubSpot Knowledge Base

Help Center Documentation Train


Knowledge Base > Marketing Tools > Campaigns > Analyze your campaign



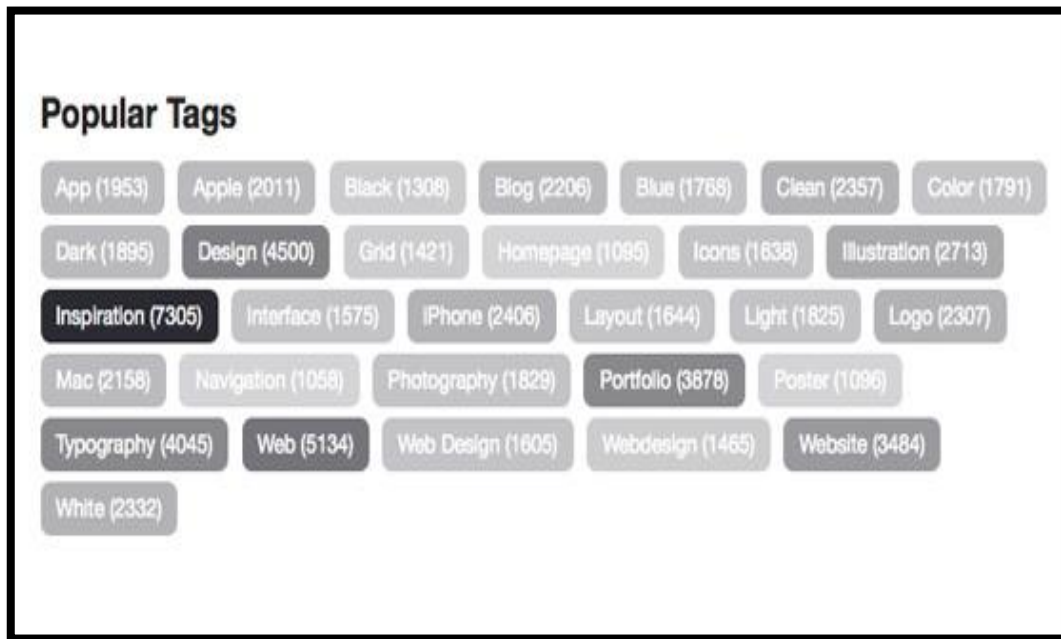
Pagination



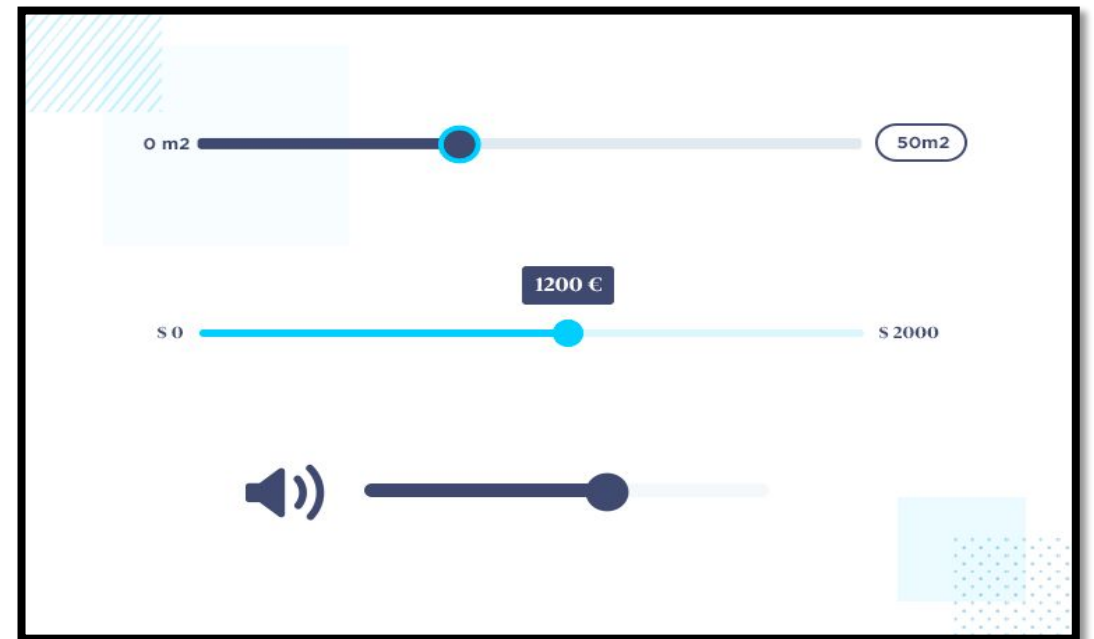
A shortcut



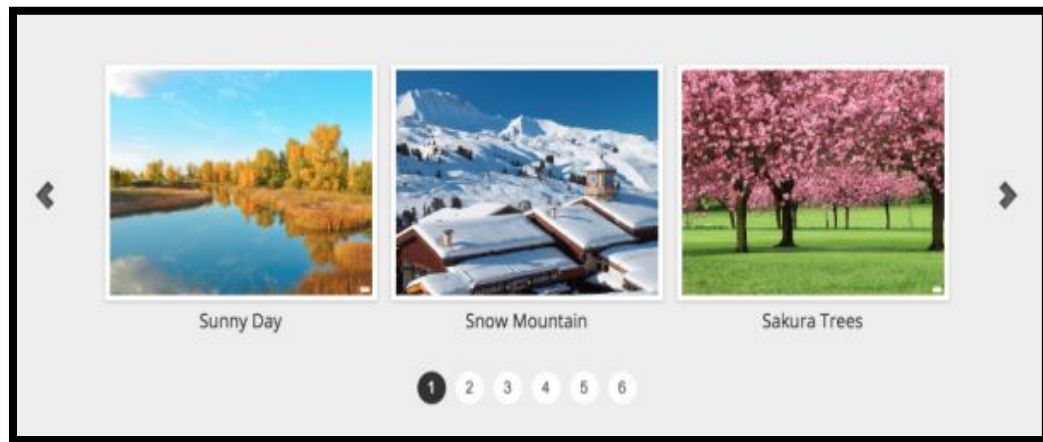
A tag



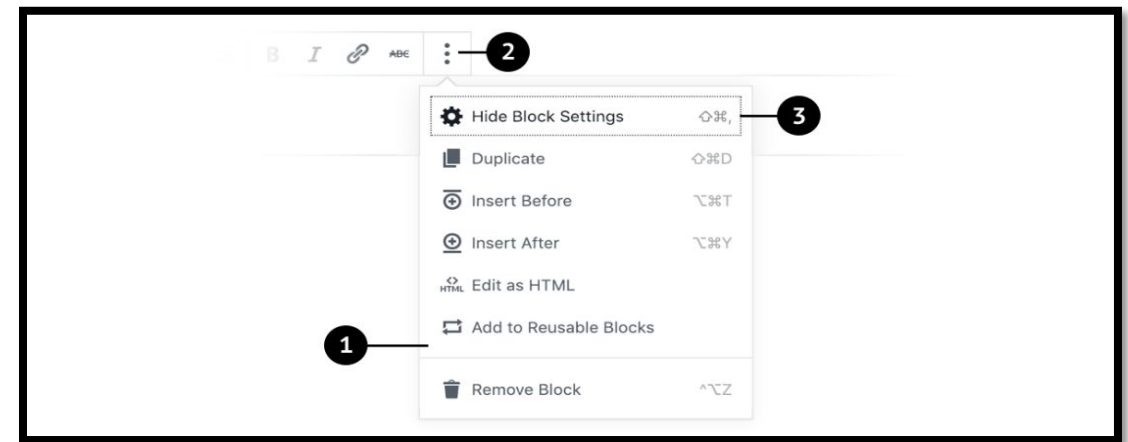
A slider



An image carousel



A dropdown menu/list



Nouns

Verbs

- Desktop
- File
- Folder
- Page
- Window
- Dialogue window
- Pop-up window
- Notification window
- Tab
- Logo
- Banner
- Bar
- Tittle bar

- Menu bar
- Toolbar
- Navigation bar
- Scroll bar
- Media bar
- Links bar
- Menu
- Submenu
- Box
- Checkbox
- Field
- Button
- Radio button

- Locate an object
- Find
- Open
- Close
- Hide
- Show
- Choose/select
- Drag and drop
- Check
- Uncheck
- Fill in a field/ fill out a field/ to enter information in the field
- Enter information
- **Click (the button) – click on the button –possible**
- **Press the button**
- Right-click
- Left-click
- Double click
- To highlight
- To launch/to kick off/ to start/ to begin
- To display
- To hover over

Describing a webpage: There is/are. Prepositions

I. Look at the picture and answer the questions (in pairs):

1. What kind of website is it? What is it for?
2. What is there in the middle of the home page?
3. Where is the dancing lady?
4. What is there on the right of the logo?
5. Where is the heading?
6. Where is the navigation bar?

II. Now read the description of the website's home page and check your answers:

Sa-Re-Ga-Ma is an Indian restaurant in the UK. This is a home page of its website.

In the middle of the page there's a logo of the restaurant. There's a dancing lady on the left hand side of the screen. On the right of the logo there's a red guitar.

Below the logo there's a scrolling text. There's a heading "Welcome to Sa-Re-Ga-Ma". It is not in the middle of the page, it's closer to the left hand side of it. There's a vertical navigation bar in the bottom left corner of the screen. At the bottom in the middle there're 4 photos of the most famous restaurant's dishes.



We use it to talk about where the defects (a defect) are/is or just outline the fact that they exist

There is (not) an extra button "Close" in the menu.

There are (not) many corrupted images on the "Contact" page.



Practice 1.

Make sentences starting with “there is/there are...” and write them down:

1. A new logo/in the top right hand corner.
2. A small problem/with the navigation bar.
3. No internet connection/here.
4. Some issues/ with the submenu.
5. Some values/in the required fields.
6. Some icons/ at the top in the middle.
7. A pop-up menu/on the left hand side.
8. Some links/in the footer menu.
9. 3 pictures/ on the dashboard panel.
10. A good-looking navigation bar/in the top left corner.
11. A new large button/on the right hand side of the screen.
12. Five opened tabs.
13. An accordion button/ below the instructions window.
14. Photos of the restaurant/in the middle.
15. Three minor defects/ on the home page.

Now say the same sentences starting with “where?” part (if possible). In what sentences is it impossible? Why?



Prepositions of Place

Match the prepositions below with the place in the picture:

In the top left corner of the screen

In the top right corner of the screen

In the middle of the screen

At the top of the screen in the middle

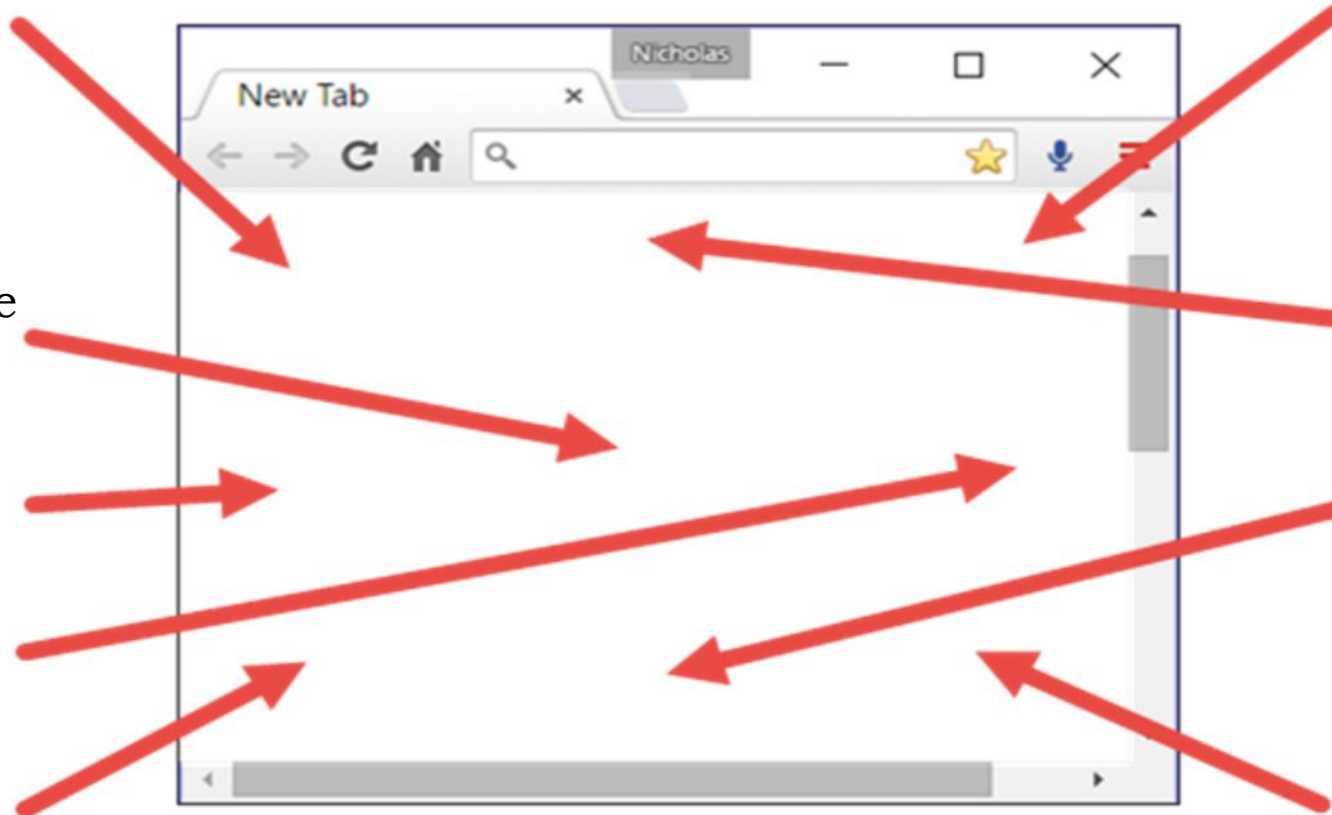
On the left hand side of the screen

At the bottom of the screen in the middle

On the right hand side of the screen

In the bottom left corner of the screen

In the bottom right corner of the screen



at the top of the screen in the middle	in the top left corner of the screen
at the bottom of the screen in the middle	in the top right corner of the screen
in the bottom left corner of the screen	on the left hand side of the screen
in the bottom right corner of the screen	on the right hand side of the screen
in the middle of the screen	



Active Voice Tenses

Present Simple

Regular typical actions or behaviour of a user application in present.

- ✓ Images (plural) **appear/don't appear** on the page.
- ✓ A user (he/she) **clicks/does not (doesn't) click** the button.
- ✓ An error (it) **occurs/does not (doesn't) occur** when clicking the button.



Passive Voice Tenses

Present Simple

- With the passive voice, the subject is acted upon by some other performer of the verb

Present Simple Passive	Is/Are (not) + Past Participle	Images are (not) hidden on the page “About us”
---------------------------------------	---------------------------------------	---

EXPECTED RESULT	Should +be + Past Participle	The selected field should be displayed after clicking the icon “Menu”
----------------------------	---	--



VERBALS

Gerund

1. **Opening** the file automatically opens the program associated with the file.
2. **Clicking** the button “Next” blocks the dropdown menu.
3. **Shutting down** the pop-up menu results in the home page freeze.
4. Shut down the computer before **connecting** the device.
5. An error happens after **importing** the file from the database.
6. Close the message without **saving** it.

Infinitive

1. Click the Attach File button **to attach** a file to the message.
2. Enter the e-mail addresses of the recipients, type a subject, and write a brief message **to send** the picture,
3. Click Continue **to get** access to this folder.
4. There is no permission **to access** this folder.
5. There is no module **to register** a new user.



Key Points to
Consider When Describing Defects/Writing the Summary in a Bug Report

1) The word order of the summary sentence – **MODULE WHAT/WHO(SUBJECT)+ACTION(VERB/PREDICATE) + AN OBJECT+WHERE+WHY/WHEN**

e.g., [MODULE]: An error message appears when clicking the “Next button”

[MODULE]: There is an extra photo in the «Photo Gallery” when viewing photos

2) **No personal pronouns are used when creating the summary.**

e.g., [MODULE]: A user opens an empty page when updating the page search

3) **Simple tense forms and grammar structures are welcome. Present Simple, (Both Active and Passive), There is/There are, Gerunds and infinitives also used.**

e.g., [MODULE]: The home page does not contain the required article

[MODULE]: There is no module to register new users

[MODULE]: The photo on the main page is cropped after updating

e.g., [MODULE]: A user opens the page after clicking the button “Next”

[MODULE]: There is no module to register a new user

4) **When using Present Simple, it is important to use the correct forms in the 3rd person singular and the appropriate forms while creating negative sentences.**

e.g., [MODULE]: A user clicks on the button “Confirm” to continue

[MODULE]: A window does not appear when selecting the tab “Option”

[MODULE]: The images on the main page do not match the specification 1



5) Use Passive Voice – Present or Past

e.g., [MODULE]: An error message is displayed on the home page after logging in

6) When using the Passive Voice, keep in mind that there are verbs not used in Passive structures. They are used only in Active Voice.

(**e.g.**, Appear, disappear, emerge, and occur, happen)

[MODULE]: An error appears when uploading new images to the website

7) Use the articles in the right way.

The article “a/an” appears with singular countable nouns e.g., a user/ an image etc when you mean a single object, when introducing the thing the first time etc

e.g., [MODULE]: A user selects the tab from the menu

The definite article “the” is applied when you mention the cardinal numbers, the names of features or GUI elements and with the words “the next/ the following, the last, the same etc. or when it is clear from the context what your mean.

e.g., [MODULE]: See the last item from the menu.

[MODULE]: Pay attention to the second photo in the list

No article is necessary when you have the following phrases and structures e.g., page 2, appendix 3, attachment 4

8) Pay attention to the following words:

Missed/missing

Crash/crush

Then/than

Functional/functionality

9) Be careful when using the words “during” and “while”

e.g., [MODULE]: An error happens while selecting the option XXX

[MODULE]: An error happens during the test



- **10. Never use the following words in summaries. NB: it is possible to use some of these words in steps to reproduce.**
 - - Correct/incorrect
 - - Valid/invalid
 - - Right/wrong
 - - Acceptable/inacceptable
 - - Work/does not / don't work

- **11. When creating steps to reproduce, use the Imperative sentences that usually start with “Do” etc.**
 - e.g., Go to page 3
 - Click the button “Next

- **12. The actual result should resemble the bug summary.**

- **13. The expected result can contain the modals “should/have to/has to “or just Present Simple Active/Passive etc.**



Practice 1

Look at the given bug descriptions and try to improve them



Training Center / QATC-297225

Orders history: After making an order with fractional cost, in "Orders history" cost is rounded.

[Edit](#) [Comment](#) [Assign](#) [More ▾](#) [Resolve Issue](#) [Postpone](#) [Reformulate](#)

Details

Type:	Bug	Status:	OPEN
Priority:	Major	Resolution:	Unresolved
Affects Version/s:	1.0	Fix Version/s:	None
Component/s:	Калькулятор меню	Security Level:	Leads and Reporter only (Security level Leads and Reporter only)
Labels:	None		
Environment:	Windows 10 Home 64-bit, Google Chrome 89.0.4389.90		
Severity/Importance:	4-Minor		
Error Type:	GUI		

Description

Steps to reproduce:

- 1)Open (<https://test-dinner-eng.demohoster.com>)
- 2)Make an order with fractional cost(Example:Semolina porridge)
- 3)Click "Make the order" button
- 4)Observe the cost at the "Orders history"

Actual result:

Cost in "Orders history" is rounded

Expected result:

Cost in "Orders history" is shown fully





Compensation: Trying to order an empty cart increases user's account balance

- Edit
- Comment
- Assign
- More ▾
- Resolve Issue
- Postpone
- Reformulate

Details

Type:	Bug	Status:	OPEN
Priority:	Major	Resolution:	Unresolved
Affects Version/s:	1.0	Fix Version/s:	None
Component/s:	Калькулятор меню	Security Level:	Leads and Reporter only (Security level Leads and Rep)
Labels:	None		
Environment:	Win 10, 64-bit Google Chrome 87.0.4280.88		
Severity/Importance:	2-Major		
Error Type:	Functional		

Description

Steps to reproduce:

1. Open the link <https://test-dinner-eng.demohoster.com/>
2. Click [Make the order] button

Actual result:

Account balance grows by 50 (1.png⁹)

Expected result:

Account balance remains the same





Portrait Gallery: No preview shown when cursos over the photo

- Edit
- Comment
- Assign
- More ▾
- Resolve Issue
- Postpone
- Reformulate

Details

Type:	■ Bug	Status:	OPEN	Pe
Priority:	▲ Major	Resolution:	Unresolved	A
Affects Version/s:	1.0	Fix Version/s:	None	F
Component/s:	GregOlsen.PhotoStudi o	Security Level:	Leads and Reporter only (Security level Leads and Reporter)	v v
Labels:	None			
Environment:	Windows 10 Home , 64-bit, Google Chrome 89.0.4389.82			Da
Severity/Importance:	3-Average			C
Error Type:	Functional			L

Description

Steps to reproduce:

1. Open the website <https://photostudio.demohoster.com/>
2. Open the "Work" submenu
3. Click the "Portrait" button
4. Put the cursor over any photo in Portrait Gallery

Actual result

The frame becomes white. There is no photo preview (Please, see the attach [No preview.mp4](#))

Expected Result:

The photo preview on the current page. The frame of the photo becomes white. According to the 4-th paragraph of C1.Portrait of [Specification](#)





[Installation]: Breaking sentences into paragraphs in the Licence Agreement during installation.

- Edit
- Comment
- Assign
- More ▾
- Resolve Issue
- Postpone
- Reformulate

Details

Type:	Bug	Status:	OPEN
Priority:	Major	Resolution:	Unresolved
Affects Version/s:	2.0	Fix Version/s:	None
Component/s:	Pivot	Security Level:	Leads and Reporter only (Security level Leads and Reporter)
Labels:	None		
Environment:	OS: Windows 7 Ultimate, 32-bit.		
Severity/Importance:	4-Minor		
Error Type:	GUI		
Expected Result:	Paragraphs break occurs after the end of sentences.		

People

Assignee:

Reporter:

Votes:

Watchers:

Dates

Created:

Updated:

Agile

[View on Board](#)

TestRail: Cases

No test cases in

[Add Test Case](#)

Description

Precondition:

1. Run "Pivot_setup_IC2.exe" file.
2. Click on "Yes" button in "User Account Control" window (if this window appears).

Steps:

1. Click "Next" button.
2. See the Licence Agreement in text area.

Result: Unfinished sentences are broken into paragraphs.





No field for registering new users

- Edit
- Comment
- Assign
- More ▾
- Resolve Issue
- Postpone
- Reformulate

Details

Type:	Bug	Status:	OPEN
Priority:	Major	Resolution:	Unresolved
Affects Version/s:	1.0	Fix Version/s:	None
Component/s:	Калькулятор меню	Security Level:	Leads and Reporter only (Security level Leads and Reporter)
Labels:	None		
Environment:	Windows 10 64 bit Google chrome 89.0.4389.82		
Severity/Importance:	1-Critical		
Error Type:	Functional		

Description

Steps to reproduce:

1. Click the link <https://test-dinner-eng.demohoster.com/index.html>
2. attention to user data "Ivanov, Ivan Ivanovich"

Actual result: unable to register a new user

Expected result: any customer of the Contur cafeteria can register on the site

TestRail: Results

You are not yet logged in to TestRail. Please log in to use the integration.

Log in to TestRail





[Saturday-->Soup 'With you always'] The checkbox is not unchecked automatically

[Edit](#) [Comment](#) [Assign](#) [More ▾](#) [Resolve Issue](#) [Postpone](#) [Reformulate](#)

Details

Type:	Bug	Status:	OPEN
Priority:	Major	Resolution:	Unresolved
Affects Version/s:	1.0	Fix Version/s:	None
Component/s:	Калькулятор меню	Security Level:	Leads and Reporter only (Security level Leads and Reporter)
Labels:	None		
Environment:	Windows 10 Pro Google Chrome 89.0.4389.82 (64 bit)		
Severity/Importance:	3-Average		
Error Type:	Functional		

Description

Steps to reproduce:

1. Open <https://test-dinner-eng.demohoster.com/>;
2. Select Saturday from the drop-down list;
3. Select "Soup 'With you always' 111.11 rub.";
4. Select another day from the drop-down list (different from Saturday);
5. Select a menu item;
6. Push the Make order button;
7. Check the amount;
8. Repeat steps 5-8.

Actual result: The checkbox of the dish "Soup 'With you always' 111.11 rub." has not unchecked and the cost of this soup is added to each next order.

Expected result: The checkbox of every dish is unchecked automatically after making an order.

TestRail Results





[Main page]: a comma after the last name of the account .

[Edit](#) [Comment](#) [Assign](#) [More ▾](#) [Resolve Issue](#) [Postpone](#) [Reformulate](#)

Details

Type:	 Bug	Status:	OPEN
Priority:	 Major	Resolution:	Unresolved
Affects Version/s:	1.0	Fix Version/s:	None
Component/s:	Калькулятор меню	Security Level:	Leads and Reporter only (Security level Leads and Reporter)
Labels:	None 		
Environment:	OS: Windows 10 64 bit Browser: Google Chrome Version 89.0.4389.82		
Severity/Importance:	4-Minor		
Error Type:	GUI		

Description

Steps to reproduce:

1. Run application: <https://test-dinner-eng.demohoster.com/index.html>.

Actual Result: Displayed "Ivanov, Ivan Ivanovich".

Expected Result: Displayed "Ivanov Ivan Ivanovich" without the comma.

TestRail: Results





[Re-upload] there is no notification that the app exists when you download it again

- Edit
- Comment
- Assign
- More ▾
- Resolve Issue
- Postpone
- Reformulate

Details

Type:	Bug	Status:	OPEN
Priority:	Major	Resolution:	Unresolved
Affects Version/s:	2.0	Fix Version/s:	None
Component/s:	Pivot	Security Level:	Leads and Reporter only (Security level Leads and Reporter)
Labels:	None		
Environment:	Windows 10 64 bit Google Chrome 89.0.4389.90		
Severity/Importance:	2-Major		
Error Type:	Functional		

Description

Steps to reproduce:

1. Download the app. Click link ** <http://pivotanimator.net/>
2. Re-download the app. Click link <http://pivotanimator.net/>

Actual result: No message about re-downloading and replacing an existing one

Expected result: A window pops up with a warning that the download was made and whether it needs to be replaced



Look at the picture and create the bug description

