

Are you ready for the lesson?



Means of transport


to drive



a lorry



a bus



a car

Ex. 1. Match the means of transport to the verbs. Listen and check.



- to ride → a plane
- to fly → a bike
- to sail → a car
- to drive → a boat

Can you ride a bike / fly a plane / sail a boat / drive a car?

Ex. 2. Look at the pictures. What can/can't you do?

Grammar
Reference



swim



fly a plane



drive a car



use a computer



ride a bike



sail a boat



play the guitar



cook



draw

I can drive a car, but I can't ride a bike.



Ex. 3. What do these traffic signs tell us? Choose the correct word.

permission/prohibition



1. You can/can't park here.



3. You can/can't drive at 25 mph.



5. You can/can't go here.



2. You can/can't turn right.



4. You can/can't go straight.



6. You can/can't turn right.



directions

How can I get there?



to be opposite



to go straight





to be outside



to go up



to go down



directions



to be opposite



to go straight



to be outside




to go up




to go down


Ex. 4. Listen to the dialogue between Jane and her driving instructor. They are at point X. Mark the route they take and say where Jane parks the car in the end.



You can't park here.



You can't go here.



You can't turn right.

Let's listen to the dialogue.



Let's check.

They go down Bridge Road.

Then they turn left into Apple Street.

Then they turn left into Mill Street.

After that they turn left into Green Street.

Jane parks the car near the park.



Ex. 5. Read the first and the last exchange of the dialogue. Where is Jane? What is she doing? Listen, read and check. Answer the questions.



Instructor: Are you ready, Jane?

Jane: Yes! Let's do this.

Instructor: OK, remember now, you have to be careful on the road all the time. OK, go down Bridge Road towards the Park hotel.

Jane: OK! Should I go straight or do you want me to turn right into Apple Street?

Instructor: No, you can't turn right into Apple Street and you can't go straight. Look at the sign!

Jane: Oh yeah! I can only turn left here.

Instructor: Very good! So, turn left into Apple Street.

3. Can Jane park in front of the hospital?

Jane: Here we go ...

Instructor: Perfect! Now, stop at the traffic lights because the light is red. When the light turns green, turn left into Mill Street.

Jane: I see.

Instructor: Now, park in front of the hospital.

Jane: But I can't park there! Look at the sign.

Instructor: Excellent! Turn left into Green Street and go towards the park.

Jane: Fine.

Instructor: Watch out! There's a car coming.

Ex. 6. Choose the correct word.

1. You have to be **careful** on the road.

- a) You have to look at the road.
- b) You have to be polite on the road.

3. When the light turns green...

- a) When the light changes into green...
- b) When you see a green light...

4. Now, park in front of the hospital.

- a) Now, park opposite the hospital.
- b) Now, park at the door of the hospital.

6. Watch out!

- a) Be careful!
- b) Look!

2. Perfect!

- a) Stop!
- b) Great!

5. Excellent!

- a) Very good!
- b) Stop!

Ex. 6. Find sentences which express examples of:

dialogue

- prohibition

Instructor: Are you ready, Jane?

Jane: Yes! Let's do this.

Instructor: OK, remember now, you have to be **careful** on the road all the time. OK, go down Bridge Road towards the Park hotel.

Jane: OK! Should I go straight or do you want me to turn right into Apple Street?

Instructor: No, you can't turn right into Apple Street and you can't go straight. Look at the sign!

Jane: Oh yeah! I can only turn left here.

Instructor: Very good! So, turn left into Apple Street.

Street.

Jane: Here we go ...

Instructor: **Perfect!** Now, stop at the traffic lights because the light is red. When the light **turns green**, turn left into Mill Street.

Jane: I see.

Instructor: Now, **park in front of** the hospital.

Jane: But I can't park there! Look at the sign.

Instructor: **Excellent!** Turn left into Green Street and go towards the **park**.

Jane: Fine.

Instructor: **Watch out!** There's a car coming.

study skills

Homonyms

Homonyms are two or more words that have the same spelling and pronunciation but differ from each other in meaning.



to park



park


Ex. 7. Match the words to the pictures.

bank


sheet

right

light



not heavy



not dark



opposite
of left



correct



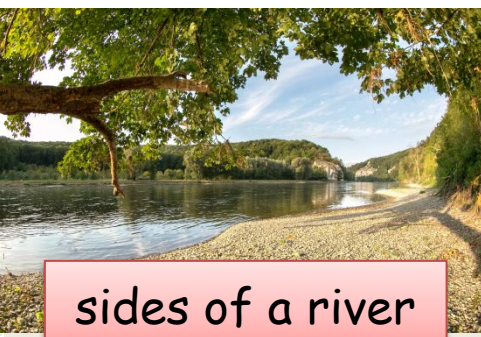
bed cover



a single piece
of paper



we keep money in



sides of a river

Imagine you are learning to drive. Act out the dialogue between you and the instructor. Use the map and the phrases below. You can start from any point you want to.



Giving driving directions

- | | |
|--|--|
| <ul style="list-style-type: none"> • turn left/right into ... • go down ... • go straight ... | <ul style="list-style-type: none"> • go towards ... • stop at the traffic lights • park in front of ... |
|--|--|

Instructor: Are you ready, Jane?

Jane: Yes! Let's do this.

Instructor: OK, remember now, you have to be careful on the road all the time. OK, go down Bridge Road towards the Park hotel. ...

Pronunciation /æ/ - /ɑ:/



Reading Rules

- a – /ɑ:/ car, grass
- a – /æ/ cat

ENGLISH
ЖИВ

Ex. 9. Listen and repeat. Add more words to each category.

can /kæn/

can't /kɑ:nt/

Mat has accidents travelling by tram,

Sam has accidents travelling by taxi.

If Mat didn't have accidents travelling by tram,

Would Sam have accidents travelling by taxi?

Mark parks his car in a car park,

Bart parks his car in a dark park.

If Mark didn't park his car in the car park,

Would Bart park his car in the dark park?

Ex. 10. Writing. Portfolio. Make a poster. Draw traffic signs you can see in your country. Then explain them to the class. Use **can** or **can't**.



You can turn left.

Be careful. Children can cross the road.

You can park here.

You can't drive fast.
There are speed bumps.

You can't park here. Only
for disabled people.

You can't drive at 25 mph.

You can't drive a lorry if
it is more than 8 tons.

Workbook

1 Underline the correct item.

1 Michael can drive/ride a bike.

2 Brian is a pilot. He can fly/sail
a plane.

3 My brother can ride/sail
a motorcycle.

4 Harry can ride/drive a lorry.

5 Laura can sail/ride a jet ski.

6 Bob can drive/sail a boat.

7 John can sail/fly a helicopter.

8 Mary can ride/sail a horse.

2 a) Write what the people *can* or *can't* do, as in the example.

	play the piano	climb a tree	ride a horse	use a computer
Mark	✓	✓	✗	✓
Sally	✗	✓	✓	✗
Peter	✗	✗	✓	✓
Brian	✓	✓	✗	✓
Meg	✗	✗	✗	✓

Mark can play the piano, climb a tree and use a computer. He can't ride a horse.

Sally can climb a tree and ride a horse. She can't use a computer or play the piano.

Peter can ride a horse and use a computer. He can't play the piano or climb the tree.

Brian can play the piano, climb a tree and use a computer. He can't ride a horse.

Meg can use a computer. She can't play the piano, climb a tree or ride a horse.

3 Match the sign to the correct instruction. Then write (*Pro*) for Prohibition or (*Per*) for Permission.

- A You can't turn right.
- B You can't turn left.
- C You can park here.
- D You can't go here.
- E You can only go straight on.
- F You can only turn right.
- G You can only turn left.
- H You can't park here.
- I You can't drive over 50 mph.



1 C (Per)



2 A Pro



3 I Pro



4 D Pro



5 H Pro



6 B Pro



7 G Per



8 E Per



9 F Per

4 Complete the exchanges.

- Could you tell me how to
- How do I get to
- Is this the way
- Go down
- Go straight on

1 A: Excuse me, where is the post office?

B: *Go down* this street as far as the bank.

2 *Could you tell me how to* get to the Royal Hotel, please?

B: Take the first turning on the right.

3 A: Excuse me! *How do I get to* the railway station?

B: Turn left into Milton Street.

4 A: Excuse me, could you tell me the way to the library?

B: *Go straight on* It is on the left, on the corner of Thames and Cam Street.

5 A: *Is this the way* to the bank?

B: Yes, keep going. It's next to the Town Hall.