

English

Lesson
7



That's me!

My school





<https://youtu.be/gghDRJVxFxU?si=PUCpcX-0X9xLCxY9>

Aim of the lesson:

**Сьогодні ми дізнаємося про
Present Simple та прийменники
часу, попрактикуємось в
аудіюванні звуків літери а**





General School Experience

- 1. What is your favorite subject at school and why?*
- 2. Can you describe a typical day at school for you?*
- 3. How do you feel about school? Is there anything you particularly enjoy or dislike?*
- 4. What extracurricular activities are available at your school, and which one are you interested in?*



**Student's
Book
(ex.3, p.9)**



**GRAMMAR
Present Simple**

THE SIMPLE PRESENT

AFFIRMATIVE FORM (+)

I like
 You like
 He/She/It **likes**
 We like
 You like
 They like

NEGATIVE FORM (-)

FULL FORM	SHORT FORM
I do not like	I don't like
You do not like	You don't like
He/She/It does not like	He/She/It doesn't like
We do not like	We don't like
You do not like	You don't like
They do not like	They don't like

INTERROGATIVE FORM (?)

YES/NO QUESTIONS

Do	I	}	like
	you		
Does	he	}	like
	she		
	it		
Do	we	}	like
	you		
	they		

WH-QUESTIONS

What **do** you like ?
 Where **does** he live?
 Who **lives** here?
 How much is this?
 Why **do** you work so hard?
 When **does** the train leave?
 How often **do** they come?

Examples

- He **likes** Hollywood movies. (LIKE)
- We **love** the food in this restaurant. (LOVE)
- He **cries** each time they give him an injection. (CRY)
- She **tries** to talk to him but he won't listen. (TRY)
- They **jump** really high. (JUMP)

A: What do you do every day after school?

B: I watch TV and then my sister and I play computer games



Preposition of time

at

7 a.m. /midnight/the weekend, etc.

in

the morning /spring /March, etc.

on

*Thursday /Sunday evening /
weekdays, etc.*

till/until

9pm /noon /Sunday, etc.

before/after

lunch /school/11 p.m. etc.

**Student's
Book
(ex.4, p.9)**



PRONUNCIATION
a) Listen and repeat.
What's the
difference between
a, b and c?



What's the difference between a, b and c?

a. lunch





b. lab



c. place





**Student's
Book
(ex.4, p.9)**



**Listen and tick (✓)
the sound you hear**










Listen and tick (✓) the sound you hear

	lunch /ʌ/	lab/æ/	place/eɪ/
maths		✓	
same			✓
fun	✓		
information			✓
subject	✓		
practice		✓	
study	✓		

**Student's
Book
(ex.5, p.9)**



**a) Talk in pairs
about your school.
Use the ideas
below.**

- ❖ **What's the name of your school?** 
- ❖ **Where is it?** 
- ❖ **How many teachers work there?** 
- ❖ **How many students are there?** 
- ❖ **What time do classes start and finish?** 
- ❖ **What subjects do you do?** 
- ❖ **What are your favourite subjects?** 

**Workbook
(ex.1, p.8)**



**C) Complete with
the Present Simple
of the verbs in
brackets**



Tina and Mary are sisters but also best friends. When they (1) get (get) home from school in the afternoon, they (2) _____ (do) their homework. Then they (3) _____ (listen) to music and (4) _____ (talk). In the evening, Tina (5) _____ (play) computer games and Mary (6) _____ (watch) TV. Mary (7) _____ (not like) computer games.





BCIM
pptx

Workbook (ex.1, p.9)



**E) Circle the
correct words**



Complete the sentences with the words in the box

(1) On/In weekdays I haven't got free time because I've got homework every day. So, (2) in/at weekend I want to have fun. (3) In/On Saturday morning I get up (4) after/till eleven o'clock, have a big breakfast and go to the park with my friends. We play football (5) till/before two o'clock and then I go home and have lunch with my family. (6) After/Before lunch I play computer games or watch TV and (7) in/on the evenings my friends and I go to fast food restaurant. (8) At/On Sundays I get up (9) at/till ten and (10) in/at midday I have lunch with my best friend. (11) In/On the evening I go to the cinema or watch a DVD. Then it's back to school (12) till/on Monday.



Try making a memory book in which you write down short stories, poems, or anecdotes about things you remember from school. You can add illustrations, photos, or collages to make the book visually appealing.

Спробуйте зробити книгу пам'яті, в яку ви будете записувати короткі оповідання, вірші або анекдоти про речі, які ви пам'ятаєте зі школи. Ви можете додати ілюстрації, фотографії або колажі, щоб зробити книгу візуально привабливою.

**What task was the
most easy/difficult?**



Ending of the lesson. Say "Goodbye!"

Goodbye!