


# Prague



Flag of the Czech Republic



Coat of arms of Prague

Prague is the capital and largest city of the Czech Republic, located in the center of the historical land of Bohemia on the Vltava River. Today's Prague is the result of eleven centuries of development. Prague became the center of the emerging Czech state. From Prague Castle the rulers ruled the neighboring lands. The significant rise of Prague was observed primarily during the reign of the Czech king and Holy Roman Emperor Charles IV in the 14th century AD. e. The territory of the city increased significantly due to the annexation of the New Town. A university was founded in the Czech capital, which still operates today and bears the name of its founder, Charles IV.

Prepared by Timofeev K,  
Naruta A.  
Group AT-223  
Checked by Sedunova O.Yu

# History




Prague at sunset


The exact date of the city's foundation is unknown, but already in the 6th century there were settlements and fairs near the confluence of the Berounka and Vltava rivers. In the 9th century, Prague Castle began to be formed, and in the 20th century, Prague became the capital of the Czech Kingdom. In the 12th century, the city developed rapidly and became the capital of the Austro-Hungarian Empire.

During World War II, Prague was occupied by the Germans, but, fortunately, the military actions had virtually no effect on the architecture of the city.

After the Velvet Revolution and the overthrow of the communist regime, Prague became one of the most visited European cities, whose historical center is protected by UNESCO.



Winter Prague



Summer Prague

# Climate and weather

The Prague climate is mild continental, with fairly warm but not sultry summers and mild winters with little snow. In winter, the temperature stays around zero, rarely dropping to  $-10^{\circ}$ . The average summer temperature is  $+22^{\circ}$ ...  $+27^{\circ}$ , sometimes there are hot days when the air heats up to  $+35^{\circ}$ . The rainiest months are May, July and August, the windiest are December, January and March. Although Prague is comfortable in any season, the best time to visit the Czech capital is spring and early autumn.

# Nature



City panorama

Prague lies on the banks of the Vltava River, the length of which within the city is 23 km. Its waters wash eight islands connected to the city by bridges. In Prague, the river makes a turn and flows into the Laba. The left bank of the Vltava is elevated and steep, while the right bank rises only slightly above the river level. On the territory of the city, the Berounka River also flows into the Vltava. Prague is located on nine hills (according to the Prague Information Service), creating an impressive panorama of unique views of the city, not least of which are the Prague Gardens - spacious green areas.

# Sights of Prague



Powder Gate in Prague



Monument to Jan Hus



Stare-Mesto