


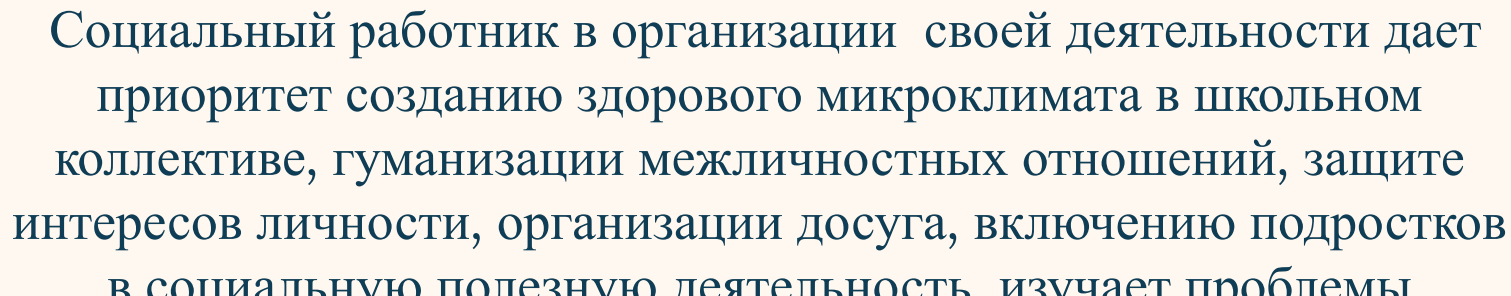
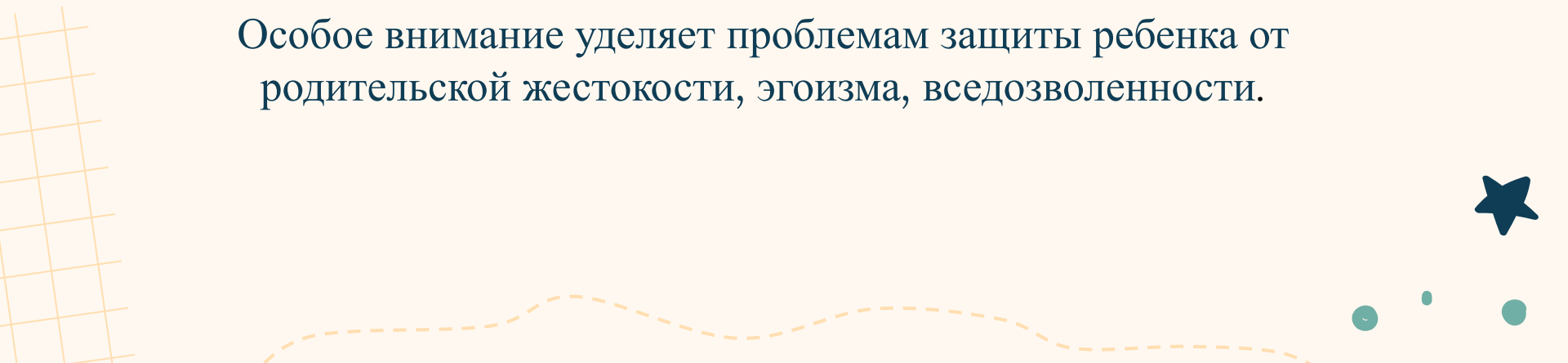


Особенности  
организации  
социальной работы в  
сельских  
образовательных  
организациях

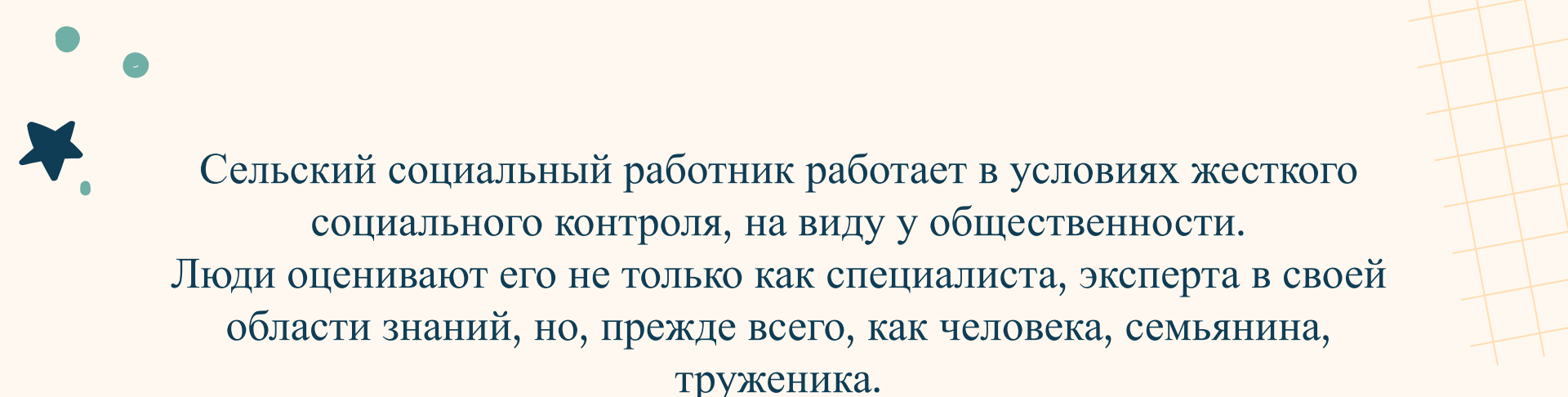




Социальный работник в организации своей деятельности дает приоритет созданию здорового микроклимата в школьном коллективе, гуманизации межличностных отношений, защите интересов личности, организации досуга, включению подростков в социальную полезную деятельность, изучает проблемы школьников, учителей и принимает меры к их решению, поддерживает связь с семьями учащихся.

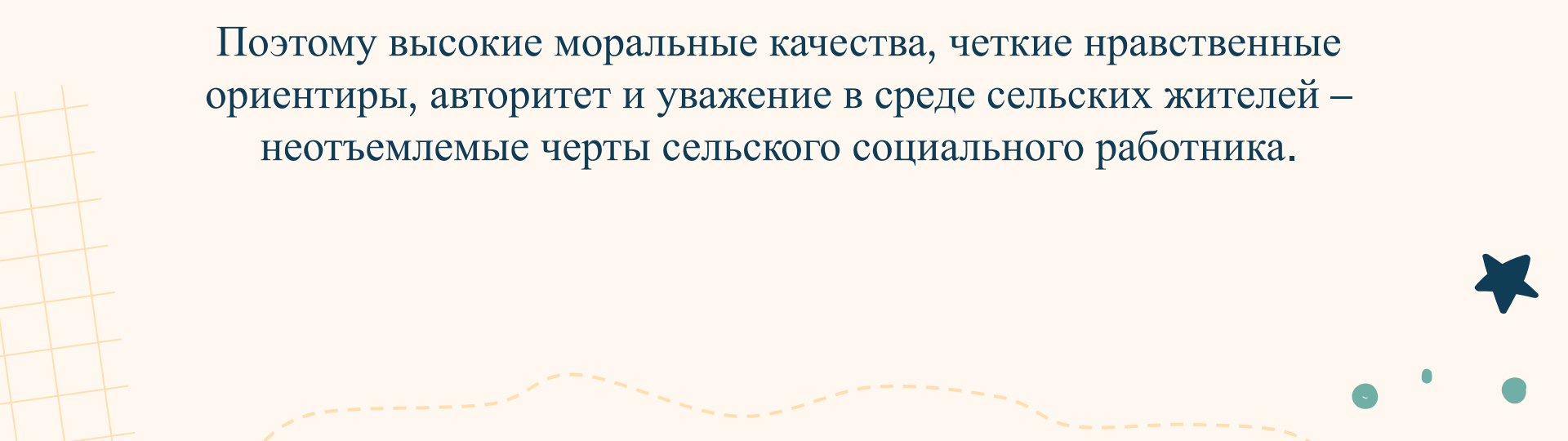


Особое внимание уделяет проблемам защиты ребенка от родительской жестокости, эгоизма, вседозволенности.





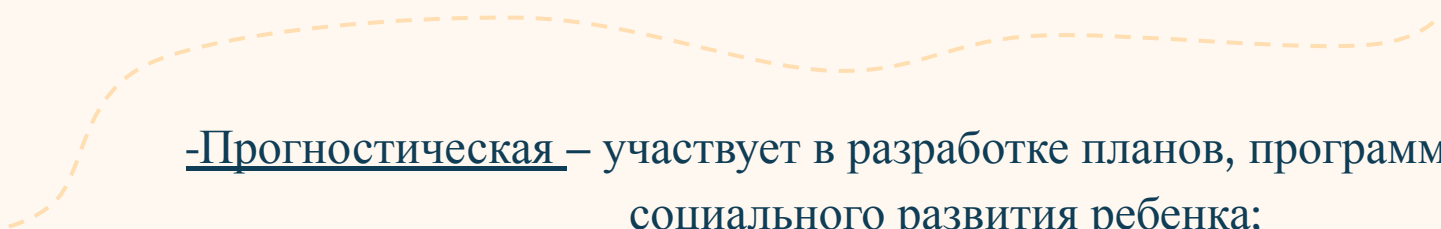
Сельский социальный работник работает в условиях жесткого социального контроля, на виду у общественности. Люди оценивают его не только как специалиста, эксперта в своей области знаний, но, прежде всего, как человека, семьянина, труженика.

Поэтому высокие моральные качества, четкие нравственные ориентиры, авторитет и уважение в среде сельских жителей – неотъемлемые черты сельского социального работника.



# Функции

- Образовательно-воспитательная – обеспечивает целенаправленное педагогическое влияние на поведение и деятельность детей, содействует образовательной и воспитательной работе;
- Диагностическая – ставит «социальный диагноз», выявляет образовательно-воспитательный потенциал среды социума, психологические и возрастные особенности детей;
- Организаторская – организует ту или иную общественно-ценную деятельность, помогает в профессиональной ориентации и адаптации детей;





-Прогностическая – участвует в разработке планов, программ и прогнозов социального развития ребенка;

-Предупредительно-профилактическая и социально-терапевтическая – участвует и проводит в действие социально-правовые, юридические и психологические механизмы предупреждения и преодоления негативных влияний, организует психотерапевтическую помощь нуждающимся;

-Организационно-коммуникативная – способствует включению добровольных помощников населения в социально-диагностическую работу, в совместный труд и отдых;

- Посредническая – осуществляет связи между семьей и образовательным учреждением, ближайшим окружением, официальными инстанциями в интересах ребенка



# Основные направления работы

01

Помощь семье в разрешении проблем, связанных с учебой

02

Помощь ребенку в устранении причин, негативно влияющих на его успеваемость и посещение школы

03

-Привлечение детей, родителей, общественности к организации и проведению социально значимых мероприятий, акций



# Основные направления работы

04

Диагностирование, разрешение конфликтов,  
проблем,  
трудных жизненных ситуаций, затрагивающих  
интересы ребенка, на ранних стадиях развития с  
целью предотвращения серьезных последствий



# Основные направления работы




05

Индивидуальное и групповое консультирование детей, родителей, педагогов, администрации по вопросам разрешения проблемных ситуаций конфликтов, снятия стресса, воспитанию детей в семье



06

Выявление запросов, потребностей детей и разработка мер помощи конкретным учащимся с привлечением специалистов из соответствующих учреждений и организаций





# Основные направления работы

07

Пропаганда и разъяснение  
прав детей, семьи, педагогов

08

Решение практических вопросов обеспечения  
учебно-воспитательной работы за пределами  
расписания учебных  
занятий



# Back to school!

This can be the part of the presentation where you introduce yourself, write your email...





01

# Introduction

You can enter a subtitle here if you need it

# A safe space to stay together


Do you know what helps you make your point crystal clear? Lists like this one:

- They're simple
- You can organize your ideas clearly
- You'll never forget to buy milk!

And the most important thing: the audience won't miss the point of your presentation



# Exploring and growing



## Exploring

Venus has a beautiful name and is the second planet from the Sun. It's hot and has a poisonous atmosphere



## Growing

Mercury is the closest planet to the Sun and the smallest one in the Solar System—it's only a bit larger than the Moon



# Activity 1: Time to introduce yourself

The teacher is going to start naming all the students. When it is your turn, you will have to introduce yourself by talking about these topics:

**Name**

**Age**

**Favorite color**

**Favorite meal**

**Favorite animal**

**Your parents**

**Favorite animal**

**Your best friend**

**You don't like...**





# A place of discovery and fun!



## Outdoor area

Mercury is the closest planet to the Sun and the smallest in the Solar System





## Imagination station

Venus has a beautiful name and is the second planet from the Sun



## Exploration corner

Despite being red, Mars is actually a cold place. It's full of iron oxide dust



# Learning is an adventure

## Teacher

Mars is actually a very cold place

## Classroom

Jupiter is the biggest planet of them all

## Classmates

Venus has extremely high temperatures

## Materials

Saturn is a gas giant and has several rings





# About my teacher



“Mercury is the closest planet to the Sun and the smallest one in the entire Solar System”

**Name:** Linda Doe

**Age:** 33

**School:** Saint Angels

**Subject:** All of them!

**Favorite color:** Linda Doe

**Pet:** A dog called Rocky

**Favorite food:** Pineapple pizza

**Favourite film:** Alice in Wonderland


## I like

- Earth
- Sun
- Moon
- Saturn


## I don't like

- Mercury
- Mars
- Jupiter
- Venus

## Personality traits




**90%** Smiley



**75%** Kind



**50%** Strict



**70%** Playful

# Activity 2: A song to sing on the school bus



In this activity, we'll be singing a fun song about going on a bus ride and having lots of fun. We'll learn the words and the melody of the song, and we'll sing it all together

*On the bus, on the bus,  
off we go,*

*Learning and laughing,  
watching the world grow,*

*Friends together, as we  
journey through,*

*Pre-K adventures, dreams  
coming true*

*We'll see the tall trees and  
the flowers so bright,*

*The sun shining down, filling  
us with delight,*

*Learning colors, numbers,  
and letters too,*

*We'll sing and clap, there's so  
much we can do!*



# The playful learning zone

## Puzzles

Mars is actually a very cold place

## Board games

Venus has extremely high temperatures

## Toys

Neptune is the farthest planet from the Sun

## Sand park

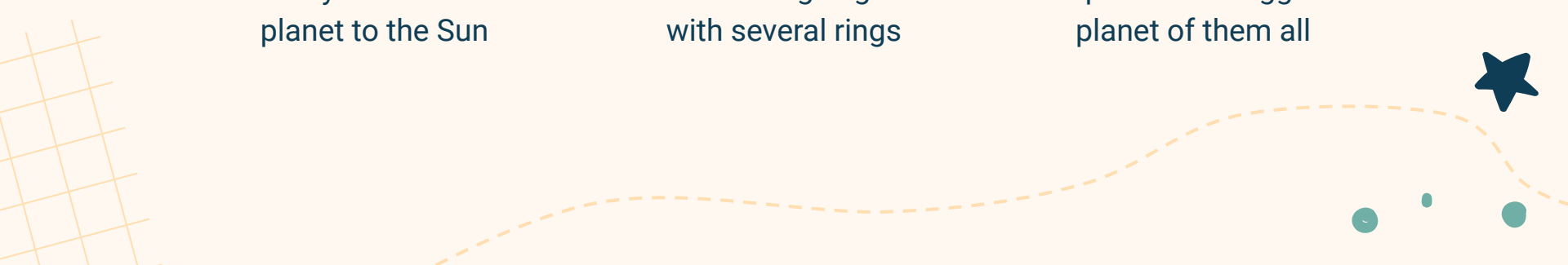
Mercury is the closest planet to the Sun

## Craft material

Saturn is a gas giant with several rings

## Blocks

Jupiter is the biggest planet of them all



02

# This course

You can enter a subtitle here if you need it



# Schedule for class



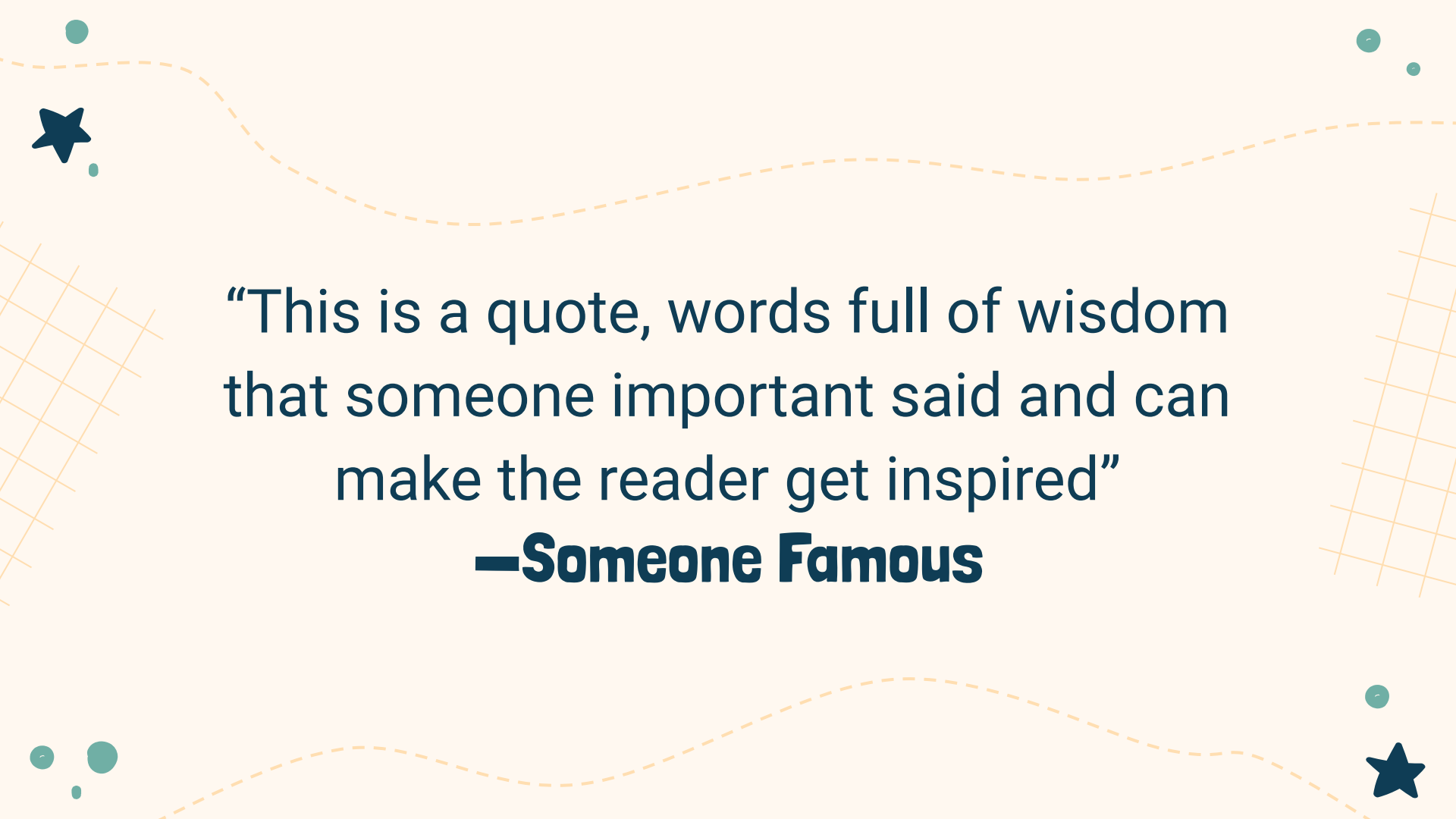
|       | Mon      | Tue      | Wed      | Thu      | Fri      |
|-------|----------|----------|----------|----------|----------|
| 09:00 | Math     | Language | Dance    | Reading  | Dance    |
| 10:00 | Reading  | Math     | Art      | Maths    | Language |
| 11:00 | Playtime | Playtime | Playtime | Playtime | Playtime |
| 11:30 | Language | Reading  | Emotion  | Art      | Reading  |
| 12:30 | Art      | Art      | Language | Dance    | Math     |
| 13:30 | Dance    | Emotions | Reading  | Emotions | Emotions |





**I love my  
school**





“This is a quote, words full of wisdom  
that someone important said and can  
make the reader get inspired”

**—Someone Famous**



**A picture is worth  
a thousand words**



# A picture always reinforces the concept

Images reveal large amounts of data, so remember: use an image instead of a long text. Your audience will appreciate it



The background features a light beige color with decorative elements. In the top-left and bottom-right corners, there are orange grid patterns. A wavy, dashed orange line runs across the top and bottom. Scattered throughout are dark blue stars and teal circles. Two balloons are present: one with red and yellow stripes in the top-right and one with green and purple stripes in the bottom-left.

# 98,300,000

Big numbers catch your audience's attention

**9h 55m 23s**

Jupiter's rotation period

**333,000**

The Sun's mass compared to Earth's

**386,000 km**

Distance between Earth and the Moon



# What is going to be fostered?



**35%**



## Creativity

Mercury is the closest planet to the Sun and the smallest of them all

**40%**



## Knowledge

Venus has a beautiful name and is the second planet from the Sun

**25%**



## Outdoor play

Despite being red, Mars is actually a cold place. It's full of iron oxide dust



# Computer mockup



You can replace the image on the screen with your own work. Just right-click on it and select "Replace image"



# Tablet mockup

You can replace the image on the screen with your own work. Just right-click on it and select "Replace image"

# Phone mockup

You can replace the image on the screen with your own work. Just right-click on it and select “Replace image”



# Diversity in the classroom



## Asia

Mars is actually a very cold place



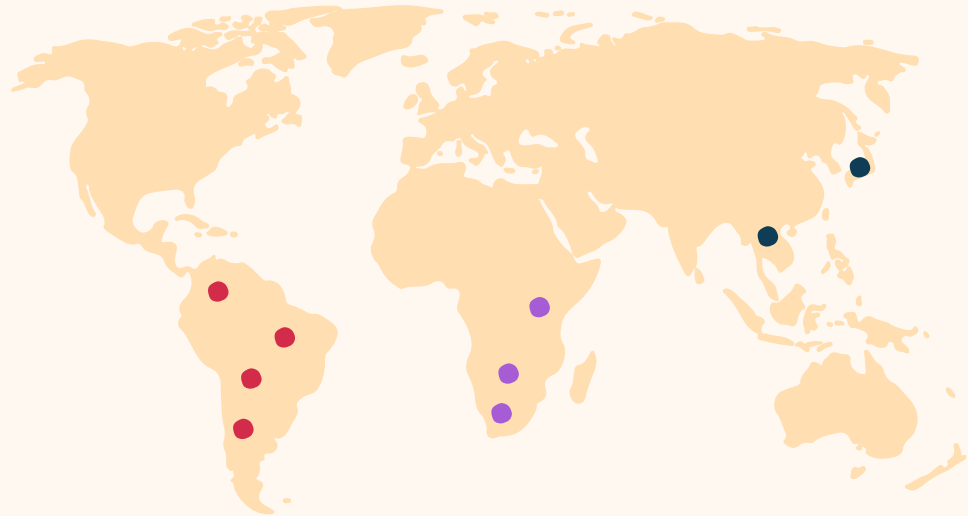
## Latin America

Jupiter is the biggest planet of them all



## Southern Africa

Saturn is a gas giant and has several rings







# Daily routine to come to class



## Wake up to arrive on time

Earth is the third planet from the Sun and the only one that harbors life in the Solar System



## Brush your teeth

Jupiter is the biggest planet of them all and the fourth-brightest object in the night sky



## Eat a healthy breakfast

Saturn is a gas giant and has several rings. It's composed mostly of hydrogen and helium



# Where do I take the bus to school?



## Tranquil Valley

Mercury is the closest planet to the Sun

## Starhaven Avenue

Venus is the second planet from the Sun

## Skyport Bus

Earth is the third planet from the Sun



## Neon Junction

Despite being red, Mars is a cold place

## Enchanted Woods

Jupiter is the biggest planet of them all

## Palm Oasis

Saturn is composed of hydrogen and helium



# Rules in classroom

## Kindergarten rules

**01**

Treat others with kindness, using polite words and actions

**02**

Share with your classmates

**03**

Pay attention when others are speaking

**04**

Wait for your turn and raise your hand to speak

**05**

Refrain from touching or hitting others



# Let's work to promote...



Follow the link in the graph to modify its data and then paste the new one here. [For more info, click here](#)

**10%**

## Empathy

Mars is actually a very cold place

**40%**

## Teamwork

Jupiter is the biggest planet of them all

**50%**

## Coordination

Saturn is a gas giant and has several rings

# Scheduled excursions and events

| January<br>(Monday to Friday) |    |    |    |    |
|-------------------------------|----|----|----|----|
| 01                            | 02 | 03 | 04 | 05 |
| 08                            | 09 | 10 | 11 | 12 |
| 15                            | 16 | 17 | 18 | 19 |
| 22                            | 23 | 24 | 25 | 26 |
| 29                            | 30 | 31 |    |    |

| Day       | Trips and events            |
|-----------|-----------------------------|
| <b>04</b> | Earth harbors life          |
| <b>05</b> | Venus has high temperatures |
| <b>17</b> | Neptune is far from the Sun |
| <b>26</b> | Jupiter is a huge planet    |
| <b>29</b> | Mercury is a small planet   |
| <b>30</b> | The Sun is our star         |
| <b>31</b> | Mercury is very hot         |

# Activity 3: Let's go to the farm

Let's go on a trip to the farm school! Here are the activities we will be doing at Joe's farm:

## Feeding the animals



Venus is the second planet from the Sun

## Planting seeds



Mars is actually a very cold place

## Watering the plants



Mars is actually a very cold place

## Harvesting vegetables



Neptune is very far from the Sun

# My teachers for the course



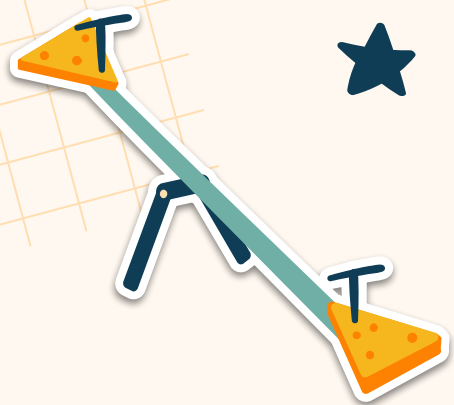
**Sofia Hill**

You can speak a bit about  
this person here



**Kaliyah Harris**

You can speak a bit about  
this person here



# Thanks!

**Do you have any questions?**

youremail@freepik.com

+34 654 321 432

yourwebsite.com



**CREDITS:** This presentation template was created by [Slidesgo](#), and includes icons by [Flaticon](#), and infographics & images by [Freepik](#)

Please keep this slide for attribution





# Alternative resources

Here's an assortment of alternative resources whose style fits that of this template:

## Vectors

- [Hand drawn flat world children's day background](#)
- [Hand drawn flat world children's day instagram posts collection](#)
- [Hand drawn flat world children's day instagram stories collection](#)
- [Hand drawn flat world children's day horizontal banners set](#)






# Resources

Did you like the resources on this template?  
Get them for free at our other websites:

## Vectors

- [Hand drawn flat world children's day background](#)
- [Hand drawn flat world children's day instagram posts collection](#)
- [Hand drawn flat world children's day instagram stories collection](#)
- [Hand drawn flat world children's day horizontal banners set](#)

## Photos

- [Teacher writing in agenda](#)
  - [Teacher with notebook in class](#)
  - [Medium shot smiley woman teaching](#)
  - [Full shot kids playing with eco toys](#)
  - [Kids playing in dirty house](#)
- 

# Instructions for use

If you have a free account, in order to use this template, you must credit [Slidesgo](#) by keeping the [Thanks](#) slide. Please refer to the next slide to read the instructions for premium users.

## As a Free user, you are allowed to:

- Modify this template.
- Use it for both personal and commercial projects.

## You are not allowed to:

- Sublicense, sell or rent any of Slidesgo Content (or a modified version of Slidesgo Content).
- Distribute Slidesgo Content unless it has been expressly authorized by Slidesgo.
- Include Slidesgo Content in an online or offline database or file.
- Offer Slidesgo templates (or modified versions of Slidesgo templates) for download.
- Acquire the copyright of Slidesgo Content.

For more information about editing slides, please read our FAQs or visit our blog:

<https://slidesgo.com/faqs> and <https://slidesgo.com/slidesgo-school>

# Instructions for use (premium users)

As a Premium user, you can use this template without attributing [Slidesgo](#) or keeping the [Thanks](#) slide.

## You are allowed to:

- Modify this template.
- Use it for both personal and commercial purposes.
- Hide or delete the “Thanks” slide and the mention to Slidesgo in the credits.
- Share this template in an editable format with people who are not part of your team.

## You are not allowed to:

- Sublicense, sell or rent this Slidesgo Template (or a modified version of this Slidesgo Template).
- Distribute this Slidesgo Template (or a modified version of this Slidesgo Template) or include it in a database or in any other product or service that offers downloadable images, icons or presentations that may be subject to distribution or resale.
- Use any of the elements that are part of this Slidesgo Template in an isolated and separated way from this Template.
- Register any of the elements that are part of this template as a trademark or logo, or register it as a work in an intellectual property registry or similar.

For more information about editing slides, please read our FAQs or visit our blog:

<https://slidesgo.com/faqs> and <https://slidesgo.com/slidesgo-school>

# Fonts & colors used

This presentation has been made using the following fonts:

## **Londrina Solid**

(<https://fonts.google.com/specimen/Londrina+Solid>)

## **Roboto**

(<https://fonts.google.com/specimen/Roboto>)



# Storyset

Create your Story with our illustrated concepts. Choose the style you like the most, edit its colors, pick the background and layers you want to show and bring them to life with the animator panel! It will boost your presentation. Check out [how it works](#).



Pana



Amico



Bro




Rafiki



Cuate

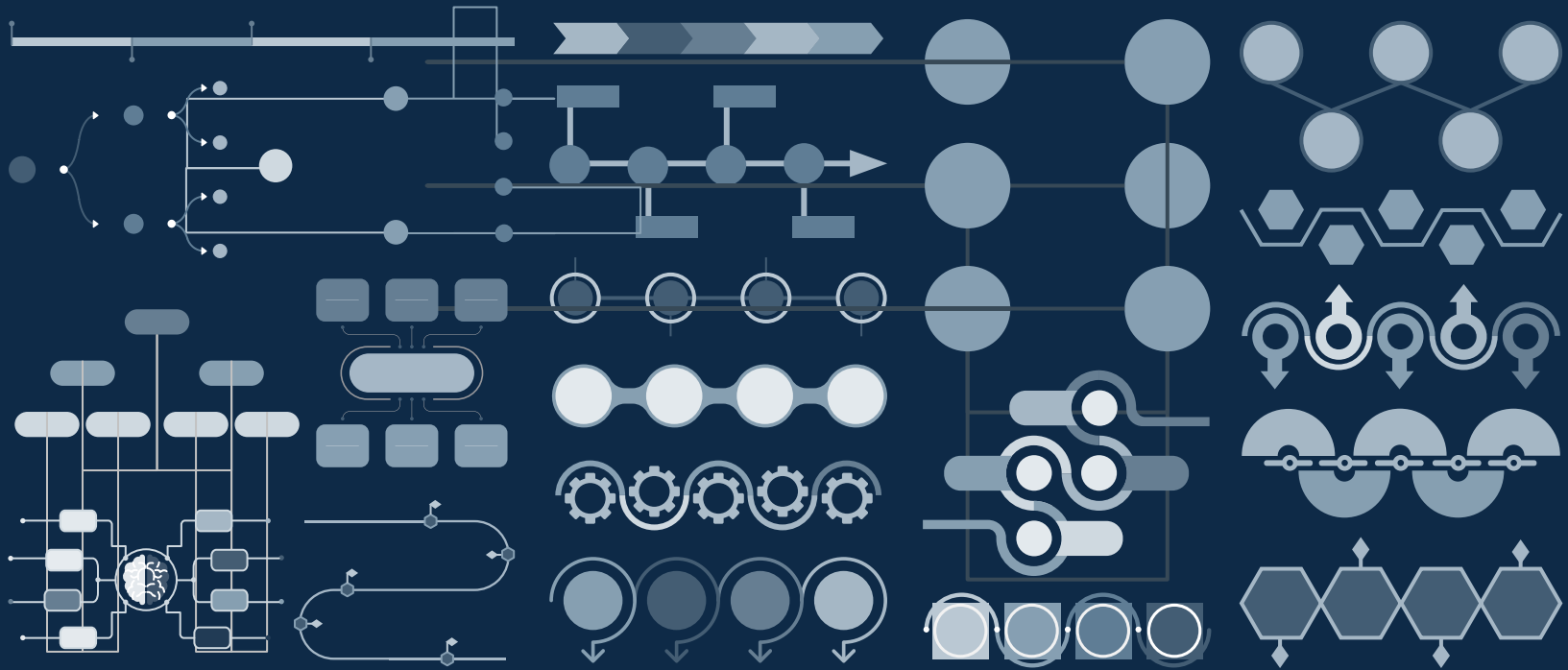
# Use our editable graphic resources...


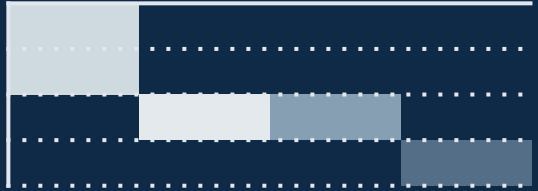
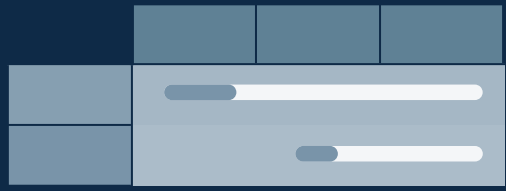

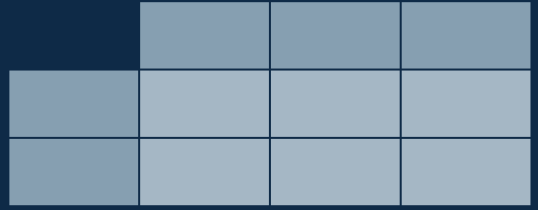
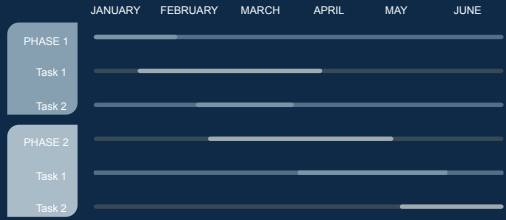

You can easily **resize** these resources without losing quality. To **change the color**, just ungroup the resource and click on the object you want to change. Then, click on the paint bucket and select the color you want. Group the resource again when you're done. You can also look for more **infographics** on [Slidesgo](#).



















# ...and our sets of editable icons

You can **resize** these icons without losing quality.

You can **change the stroke and fill color**; just select the icon and click on the **paint bucket/pen**.

In Google Slides, you can also use **Flaticon's extension**, allowing you to customize and add even more icons.



## Educational Icons



## Medical Icons



## Business Icons




## Teamwork Icons



# Help & Support Icons



# Avatar Icons





## Creative Process Icons



## Performing Arts Icons



# Nature Icons



# SEO & Marketing Icons



