

**ТРЕНАЖЕР
АНГЛИЙСКИЙ ЯЗЫК
УСТНАЯ ЧАСТЬ
№ 1**

Подготовила учитель
английского языка МОУСОШ
39
Шевченко Е.Н.

ARE YOU READY ?

GOOD LUCK!

TASK 1

Task 1.

Imagine that you are preparing a project with your friend. You have found some interesting material for the presentation and you want to read this text to your friend. You have 1.5 minutes to read the text silently, then be ready to read it out aloud. You will not have more than 1.5 minutes to read it.

There is an established stereotype among foreigners that Russia is a country of eternal frost and snow-covered streets. This is all because for many years foreigners have been frightened by the phrase "Russian winter". But it's not all that simple, Russia is a vast country and the weather in different areas can be completely different. Russia consists of several continental zones. For example, in the north winters are long and harsh, in some places there is lots of snow and temperatures fall below -40 degrees Celsius. These winters are normal, not only in the northern regions of the country but even in the Far East. Summers in these areas don't even see three warm months out of the year.

The closer you get to the south the warmer the Russian climate gets. In the central part of the country summer becomes warm--even hot--which makes it possible for a good harvest of grain, fruit and vegetables. Winters here are not extremely cold and the average winter temperature does not fall below -15 degrees Celsius. By the way, in Russia the real warmth does not start until the middle of April. And only at the end of May does everything start to bloom and people go without their warm clothing.

Read the text aloud.

There is an established stereotype among foreigners that Russia is a country of eternal frost and snow-covered streets. This is all because for many years foreigners have been frightened by the phrase "Russian winter". But it's not all that simple, Russia is a vast country and the weather in different areas can be completely different. Russia consists of several continental zones. For example, in the north winters are long and harsh, in some places there is lots of snow and temperatures fall below -40 degrees Celsius . These winters are normal, not only in the northern regions of the country but even in the Far East. Summers in these areas don't even see three warm months out of the year.

The closer you get to the south the warmer the Russian climate gets. In the central part of the country summer becomes warm--even hot--which makes it possible for a good harvest of grain, fruit and vegetables. Winters here are not extremely cold and the average winter temperature does not fall below -15 degrees Celsius. By the way, in Russia the real warmth does not start until the middle of April. And only at the end of May does everything start to bloom and people go without their warm clothing.

TASK 2

Task 2. Study the advertisement.



You are considering visiting the museum and now you'd like to get more information. In 1.5 minutes you are to ask five direct questions to find out the following:

- 1) location of the museum
- 2) opening hours
- 3) admission fee
- 4) special exhibitions
- 5) discounts for students

You have 20 seconds to ask each question.

ASK QUESTIONS

Task 2. Study the advertisement.



1) location of the museum

You have 20 seconds to ask each question.

Task 2. Study the advertisement.



2) opening hours

You have 20 seconds to ask each question.

Task 2. Study the advertisement.



3) admission fee

You have 20 seconds to ask each question.

Task 2. Study the advertisement.



4) special exhibitions

You have 20 seconds to ask each question.

Task 2. Study the advertisement.



5) discounts for students

You have 20 seconds to ask each question.

TASK 3

Task 3. Imagine that while travelling during your holidays you took some photos. Choose one photo to present to your friend.



1



2



3

You will have to start speaking in 1.5 minutes and will speak for not more than 2 minutes (12-15 sentences). In your talk remember to speak about:

- when you took the photo
- what/who is in the photo
- what is happening
- why you took this photo
- why you decided to show the picture to your friend

You have to talk continuously, starting with: "I've chosen photo number..."

START SPEAKING

Task 3. Imagine that while travelling during your holidays you took some photos. Choose one photo to present to your friend.



1



2



3

You will have to start speaking in 1.5 minutes and will speak for not more than 2 minutes (12-15 sentences). In your talk remember to speak about:

- when you took the photo
- what/who is in the photo
- what is happening
- why you took this photo
- why you decided to show the picture to your friend

You have to talk continuously, starting with: "I've chosen photo number..."

TASK 4


Task 4. Study the two photographs. In 1.5 minutes be ready to compare and contrast the photographs:

- give a brief description of the photos (action, location)
- say what the pictures have in common
- say in what way the pictures are different
- say which way of reading books you'd prefer
- explain why

You will speak for not more than 2 minutes (12-15 sentences). You have to talk continuously.



1




2

START SPEAKING


Task 4. Study the two photographs. In 1.5 minutes be ready to compare and contrast the photographs:

- give a brief description of the photos (action, location)
- say what the pictures have in common
- say in what way the pictures are different
- say which way of reading books you'd prefer
- explain why

You will speak for not more than 2 minutes (12-15 sentences). You have to talk continuously.



1



2

THANK YOU !

