

# Chapter 5

## Network Layer:

### The Control Plane

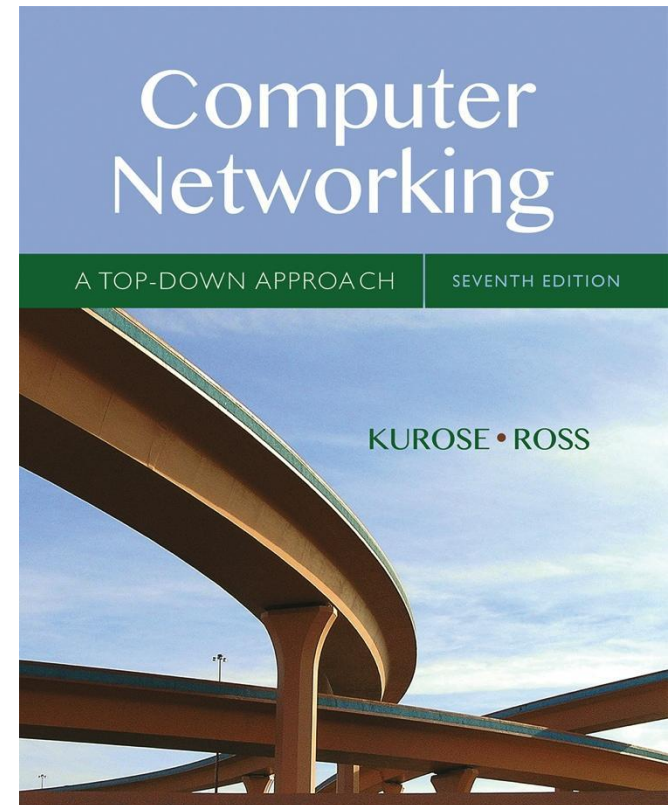
#### A note on the use of these Powerpoint slides:

We're making these slides freely available to all (faculty, students, readers). They're in PowerPoint form so you see the animations; and can add, modify, and delete slides (including this one) and slide content to suit your needs. They obviously represent a *lot* of work on our part. In return for use, we only ask the following:

- If you use these slides (e.g., in a class) that you mention their source (after all, we'd like people to use our book!)
- If you post any slides on a www site, that you note that they are adapted from (or perhaps identical to) our slides, and note our copyright of this material.

Thanks and enjoy! JFK/KWR

© All material copyright 1996-2016  
J.F Kurose and K.W. Ross, All Rights Reserved



## *Computer Networking: A Top Down Approach*

7<sup>th</sup> edition

Jim Kurose, Keith Ross

Pearson/Addison Wesley

April 2016

# Chapter 5: network layer control plane

*chapter goals:* understand principles behind network control plane

- traditional routing algorithms
- SDN controllers
- Internet Control Message Protocol
- network management

and their instantiation, implementation in the Internet:

- OSPF, BGP, OpenFlow, ODL and ONOS controllers, ICMP, SNMP

# Chapter 5: outline

## 5.1 introduction

## 5.2 routing protocols

- link state
- distance vector

## 5.3 intra-AS routing in the Internet: OSPF

## 5.4 routing among the ISPs: BGP

## 5.5 The SDN control plane

## 5.6 ICMP: The Internet Control Message Protocol

## 5.7 Network management and SNMP

# Network-layer functions

*Recall: two network-layer functions:*

- *forwarding*: move packets from router's input to appropriate router output

*data plane*

- *routing*: determine route taken by packets from source to destination

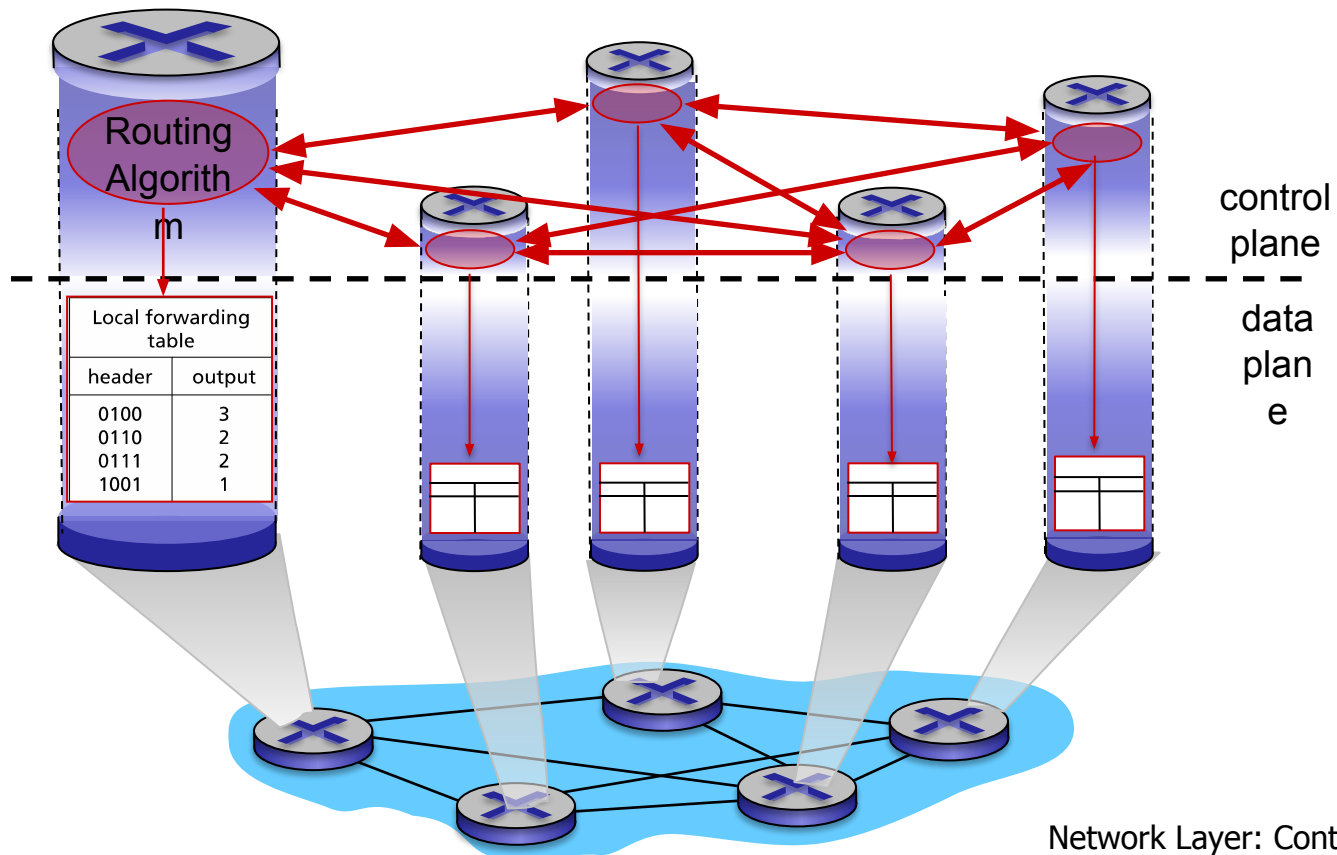
*control plane*

*Two approaches to structuring network control plane:*

- per-router control (traditional)
- logically centralized control (software defined networking)

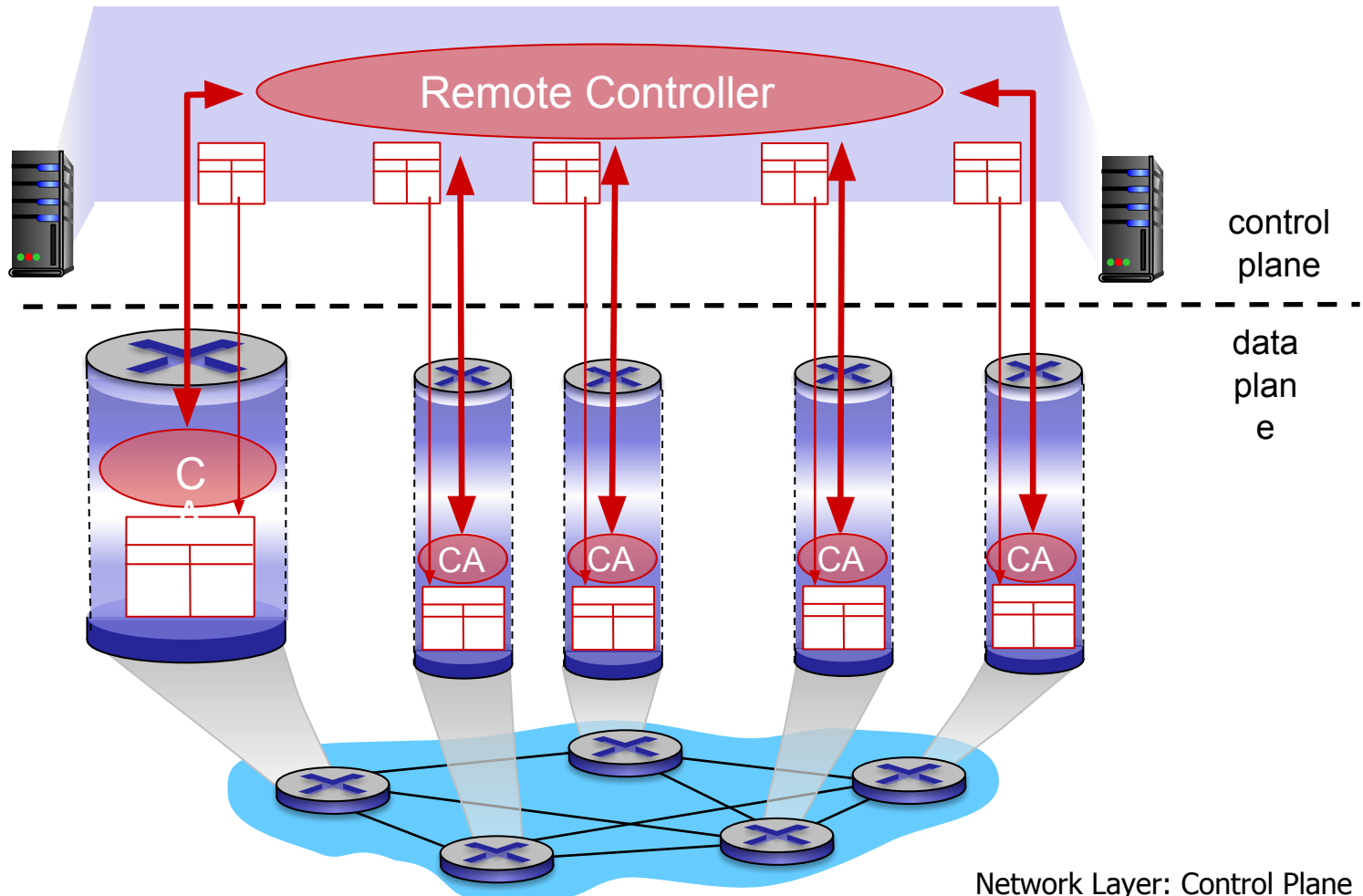
# Per-router control plane

Individual routing algorithm components *in each and every router* interact with each other in control plane to compute forwarding tables



# Logically centralized control plane

A distinct (typically remote) controller interacts with local control agents (CAs) in routers to compute forwarding tables



# Chapter 5: outline

5.1 introduction

5.2 routing protocols

- link state
- distance vector

5.3 intra-AS routing in the Internet: OSPF

5.4 routing among the ISPs: BGP

5.5 The SDN control plane

5.6 ICMP: The Internet Control Message Protocol

5.7 Network management and SNMP

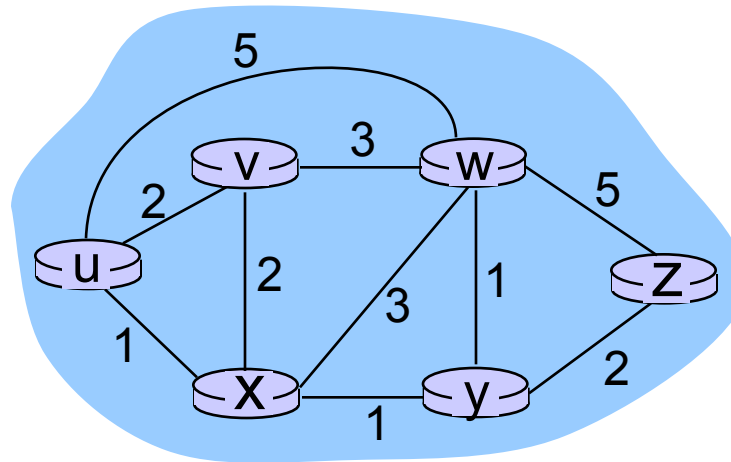
# Routing protocols

*Routing protocol goal:* determine “good” paths (equivalently, routes), from sending hosts to receiving host, through network of routers

- path: sequence of routers packets will traverse in going from given initial source host to given final destination host
- “good”: least “cost”, “fastest”, “least congested”
- routing: a “top-10” networking challenge!



# Graph abstraction of the network



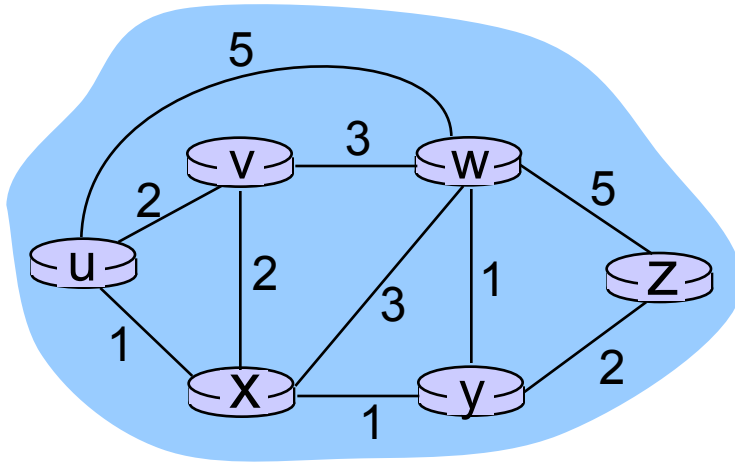
graph:  $G = (N,E)$

$N = \text{set of routers} = \{ u, v, w, x, y, z \}$

$E = \text{set of links} = \{ (u,v), (u,x), (v,x), (v,w), (x,w), (x,y), (w,y), (w,z), (y,z) \}$

*aside:* graph abstraction is useful in other network contexts, e.g., P2P, where  $N$  is set of peers and  $E$  is set of TCP connections

# Graph abstraction: costs



$c(x,x')$  = cost of link  $(x,x')$   
e.g.,  $c(w,z) = 5$

cost could always be 1, or  
inversely related to bandwidth,  
or inversely related to  
congestion

cost of path  $(x_1, x_2, x_3, \dots, x_p) = c(x_1, x_2) + c(x_2, x_3) + \dots + c(x_{p-1}, x_p)$

**key question:** what is the least-cost path between u and z  
?

**routing algorithm:** algorithm that finds that least cost  
path

# Routing algorithm classification

*Q: global or decentralized information?*

*global:*

- all routers have complete topology, link cost info
- “link state” algorithms

*decentralized:*

- router knows physically-connected neighbors, link costs to neighbors
- iterative process of computation, exchange of info with neighbors
- “distance vector” algorithms

*Q: static or dynamic?*

*static:*

- routes change slowly over time

*dynamic:*

- routes change more quickly
  - periodic update
  - in response to link cost changes

# Chapter 5: outline

5.1 introduction

5.2 routing protocols

- link state
- distance vector

5.3 intra-AS routing in the Internet: OSPF

5.4 routing among the ISPs: BGP

5.5 The SDN control plane

5.6 ICMP: The Internet Control Message Protocol

5.7 Network management and SNMP

# A link-state routing algorithm

## *Dijkstra's algorithm*

- net topology, link costs known to all nodes
  - accomplished via “link state broadcast”
  - all nodes have same info
- computes least cost paths from one node (“source”) to all other nodes
  - gives *forwarding table* for that node
- iterative: after k iterations, know least cost path to k dest.'s

## *notation:*

- $C(x,y)$ : link cost from node x to y;  $= \infty$  if not direct neighbors
- $D(v)$ : current value of cost of path from source to dest. v
- $p(v)$ : predecessor node along path from source to v
- $N'$ : set of nodes whose least cost path definitively known

# Dijkstra's algorithm

1 **Initialization:**

2  $N' = \{u\}$

3 for all nodes  $v$

4 if  $v$  adjacent to  $u$

5 then  $D(v) = c(u,v)$

6 else  $D(v) = \infty$

7

8 **Loop**

9 find  $w$  not in  $N'$  such that  $D(w)$  is a minimum

10 add  $w$  to  $N'$

11 update  $D(v)$  for all  $v$  adjacent to  $w$  and not in  $N'$  :

12  **$D(v) = \min( D(v), D(w) + c(w,v) )$**

13 /\* new cost to  $v$  is either old cost to  $v$  or known

14 shortest path cost to  $w$  plus cost from  $w$  to  $v$  \*/

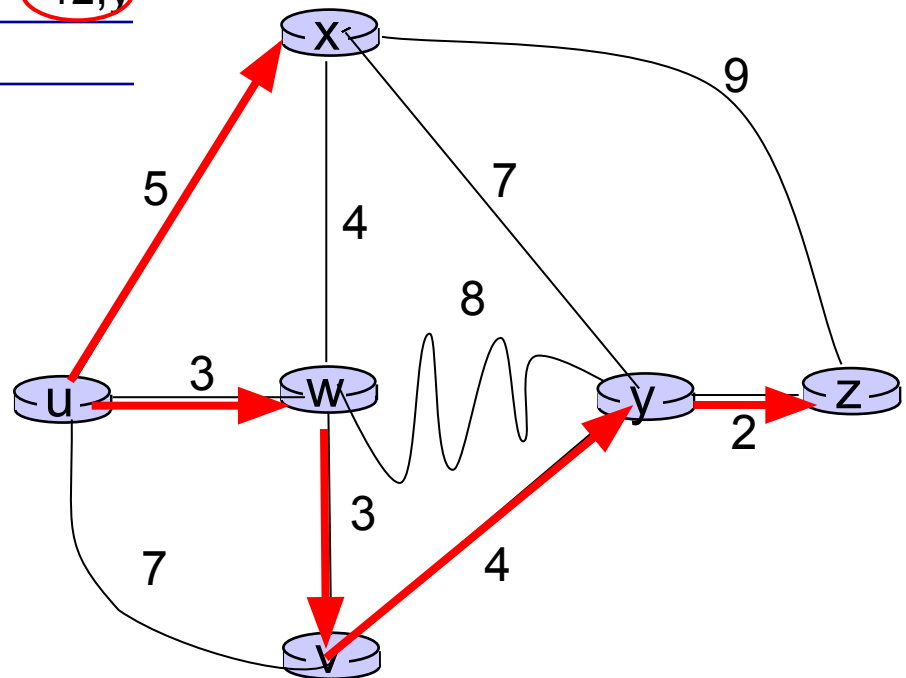
15 **until all nodes in  $N'$**

# Dijkstra's algorithm: example

Step	N'	D(v) p(v)	D(w) p(w)	D(x) p(x)	D(y) p(y)	D(z) p(z)
0	u	7,u	3,u	5,u	$\infty$	$\infty$
1	uw	6,w		5,u	11,w	$\infty$
2	uwx	6,w			11,w	14,x
3	uwxv				10,v	14,x
4	uwxvy				12,y	
5	uwxvyz					

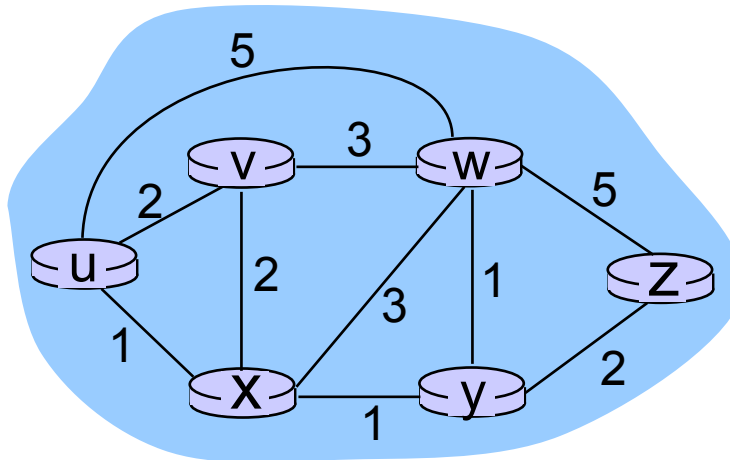
## notes:

- ❖ construct shortest path tree by tracing predecessor nodes
- ❖ ties can exist (can be broken arbitrarily)



# Dijkstra's algorithm: another example

Step	N'	D(v),p(v)	D(w),p(w)	D(x),p(x)	D(y),p(y)	D(z),p(z)
0	u	2,u	5,u	1,u	$\infty$	$\infty$
1	ux	2,u	4,x		2,x	$\infty$
2	uxy	2,u	3,y			4,y
3	uxyv		3,y			4,y
4	uxyvw					4,y
5	uxyvwz					

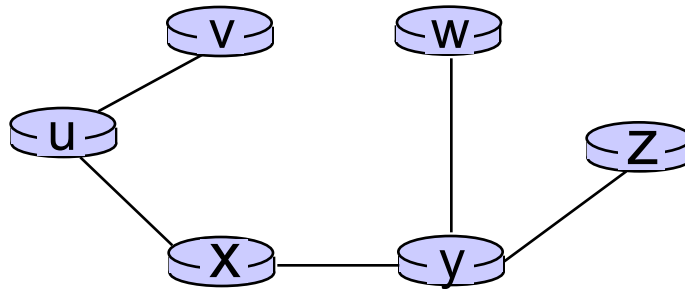


\* Check out the online interactive exercises for more examples: [http://gaia.cs.umass.edu/kurose\\_ross/interactive/](http://gaia.cs.umass.edu/kurose_ross/interactive/)



# Dijkstra's algorithm: example (2)

resulting shortest-path tree from u:



resulting forwarding table in u:

destination	link
v	(u,v)
x	(u,x)
y	(u,x)
w	(u,x)
z	(u,x)

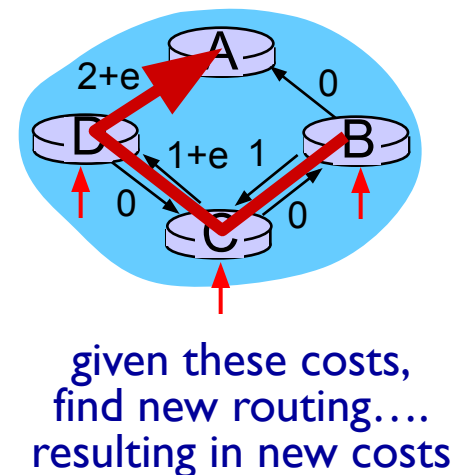
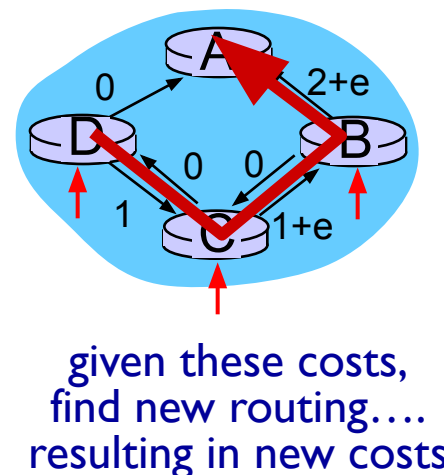
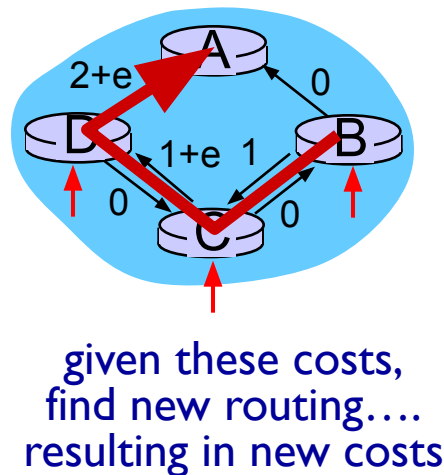
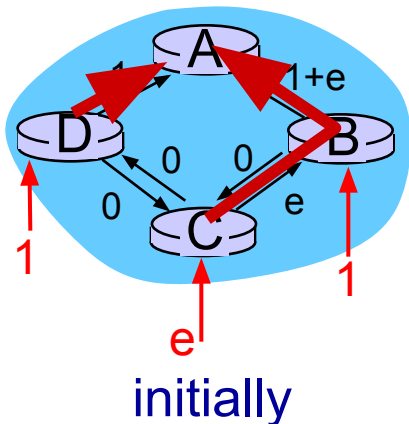
# Dijkstra's algorithm, discussion

*algorithm complexity:* n nodes

- each iteration: need to check all nodes, w, not in N
- $n(n+1)/2$  comparisons:  $O(n^2)$
- more efficient implementations possible:  $O(n \log n)$

*oscillations possible:*

- e.g., support link cost equals amount of carried traffic:



# Chapter 5: outline

5.1 introduction

5.2 routing protocols

- link state
- distance vector

5.3 intra-AS routing in the Internet: OSPF

5.4 routing among the ISPs: BGP

5.5 The SDN control plane

5.6 ICMP: The Internet Control Message Protocol

5.7 Network management and SNMP

# Distance vector algorithm

*Bellman-Ford equation (dynamic programming)*

let

$d_x(y) :=$  cost of least-cost path from  $x$  to  $y$

then

$$d_x(y) = \min_v \{ c(x,v) + d_v(y) \}$$

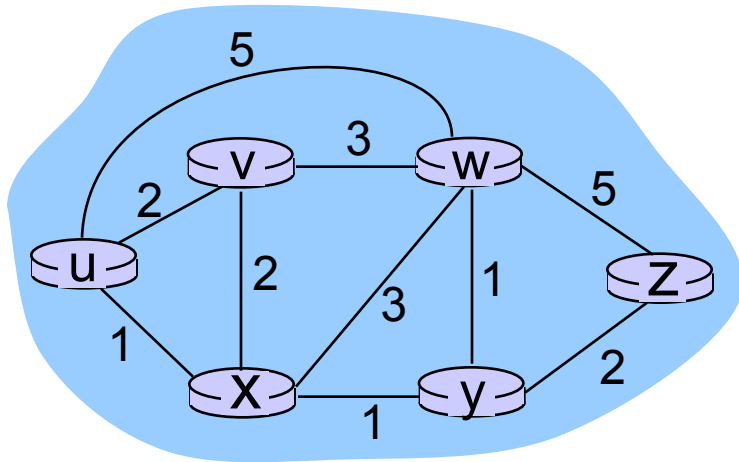
cost from neighbor  $v$  to destination  $y$

cost to neighbor  $v$

$\min$  taken over all neighbors  $v$  of

$x$

# Bellman-Ford example



clearly,  $d_v(z) = 5$ ,  $d_x(z) = 3$ ,  $d_w(z) = 3$

B-F equation says:

$$\begin{aligned} d_u(z) &= \min \{ c(u,v) + d_v(z), \\ &\quad c(u,x) + d_x(z), \\ &\quad c(u,w) + d_w(z) \} \\ &= \min \{ 2 + 5, \\ &\quad 1 + 3, \\ &\quad 5 + 3 \} = 4 \end{aligned}$$

node achieving minimum is next

hop in shortest path, used in forwarding table

# Distance vector algorithm

- $D_x(y)$  = estimate of least cost from  $x$  to  $y$ 
  - $x$  maintains distance vector  $\mathbf{D}_x = [D_x(y): y \in N]$
- node  $x$ :
  - knows cost to each neighbor  $v$ :  $c(x,v)$
  - maintains its neighbors' distance vectors. For each neighbor  $v$ ,  $x$  maintains  $\mathbf{D}_v = [D_v(y): y \in N]$

# Distance vector algorithm

## *key idea:*

- from time-to-time, each node sends its own distance vector estimate to neighbors
- when  $x$  receives new DV estimate from neighbor, it updates its own DV using B-F equation:

$$D_x(y) \leftarrow \min_v \{c(x,v) + D_v(y)\} \text{ for each node } y \in N$$

- ❖ under minor, natural conditions, the estimate  $D_x(y)$  converge to the actual least cost  $d_x(y)$

# Distance vector algorithm

## *iterative, asynchronous:*

each local iteration  
caused by:

- local link cost change
- DV update message from neighbor

## *distributed:*

- each node notifies neighbors *only* when its DV changes
  - neighbors then notify their neighbors if necessary

## *each*

## *node:*

*wait* for (change in local link cost or msg from neighbor)

*recompute* estimates

if DV to any dest has changed, *notify* neighbors



$$D_x(y) = \min\{c(x,y) + D_y(y), c(x,z) + D_z(y)\}$$

$$= \min\{2+0, 7+1\} = 2$$

$$D_x(z) = \min\{c(x,y) + D_y(z), c(x,z) + D_z(z)\}$$

$$= \min\{2+1, 7+0\} = 3$$

**node x table**

		cost to		
		x	y	z
from	x	0	2	7
	y	∞	∞	∞
	z	∞	∞	∞

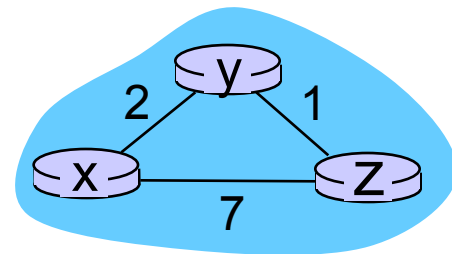
		cost to		
		x	y	z
from	x	0	2	3
	y	2	0	1
	z	7	1	0

**node y table**

		cost to		
		x	y	z
from	x	∞	∞	∞
	y	2	0	1
	z	∞	∞	∞

**node z table**

		cost to		
		x	y	z
from	x	∞	∞	∞
	y	∞	∞	∞
	z	7	1	0



time

$$D_x(y) = \min\{c(x,y) + D_y(y), c(x,z) + D_z(y)\}$$

$$= \min\{2+0, 7+1\} = 2$$

$$D_x(z) = \min\{c(x,y) + D_y(z), c(x,z) + D_z(z)\}$$

$$= \min\{2+1, 7+0\} = 3$$

**node x table**

		cost to		
		x	y	z
from	x	0	2	7
	y	∞	∞	∞
	z	∞	∞	∞

**node y table**

		cost to		
		x	y	z
from	x	∞	∞	∞
	y	2	0	1
	z	∞	∞	∞

**node z table**

		cost to		
		x	y	z
from	x	∞	∞	∞
	y	∞	∞	∞
	z	7	1	0

		cost to		
		x	y	z
from	x	0	2	3
	y	2	0	1
	z	7	1	0

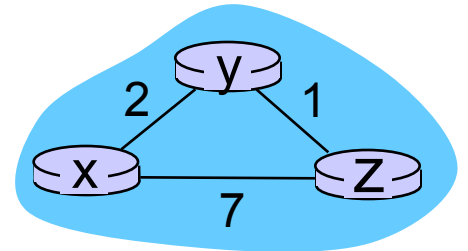
		cost to		
		x	y	z
from	x	0	2	7
	y	2	0	1
	z	7	1	0

		cost to		
		x	y	z
from	x	0	2	7
	y	2	0	1
	z	3	1	0

		cost to		
		x	y	z
from	x	0	2	3
	y	2	0	1
	z	3	1	0

		cost to		
		x	y	z
from	x	0	2	3
	y	2	0	1
	z	3	1	0

		cost to		
		x	y	z
from	x	0	2	3
	y	2	0	1
	z	3	1	0

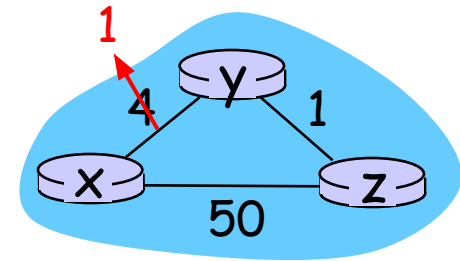


time →

# Distance vector: link cost changes

## *link cost changes:*

- ❖ node detects local link cost change
- ❖ updates routing info, recalculates distance vector
- ❖ if DV changes, notify neighbors



“good  
news  
travels  
fast”

$t_0$ :  $y$  detects link-cost change, updates its DV, informs its neighbors.

$t_1$ :  $z$  receives update from  $y$ , updates its table, computes new least cost to  $x$ , sends its neighbors its DV.

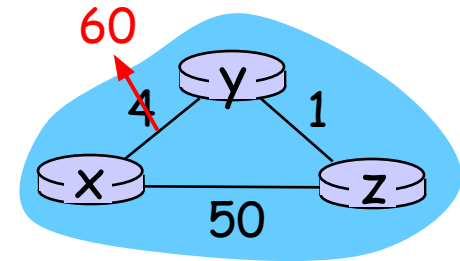
$t_2$ :  $y$  receives  $z$ 's update, updates its distance table.  $y$ 's least costs do *not* change, so  $y$  does *not* send a message to  $z$ .

\* Check out the online interactive exercises for more examples: [http://gaia.cs.umass.edu/kurose\\_ross/interactive/](http://gaia.cs.umass.edu/kurose_ross/interactive/)

# Distance vector: link cost changes

## *link cost changes:*

- ❖ node detects local link cost change
- ❖ *bad news travels slow* - “count to infinity” problem!
- ❖ 44 iterations before algorithm stabilizes: see text



## *poisoned reverse:*

- ❖ If Z routes through Y to get to X :
  - Z tells Y its (Z's) distance to X is infinite (so Y won't route to X via Z)
- ❖ will this completely solve count to infinity problem?

# Comparison of LS and DV algorithms

## *message complexity*

- **LS:** with  $n$  nodes,  $E$  links,  $O(nE)$  msgs sent
- **DV:** exchange between neighbors only
  - convergence time varies

## *speed of convergence*

- **LS:**  $O(n^2)$  algorithm requires  $O(nE)$  msgs
  - may have oscillations
- **DV:** convergence time varies
  - may be routing loops
  - count-to-infinity problem

**robustness:** what happens if router malfunctions?

## *LS:*

- node can advertise incorrect *link* cost
- each node computes only its *own* table

## *DV:*

- DV node can advertise incorrect *path* cost
- each node's table used by others
  - error propagate thru network

# Chapter 5: outline

5.1 introduction

5.2 routing protocols

- link state
- distance vector

5.3 intra-AS routing in the Internet: OSPF

5.4 routing among the ISPs: BGP

5.5 The SDN control plane

5.6 ICMP: The Internet Control Message Protocol

5.7 Network management and SNMP

# Making routing scalable

our routing study thus far - idealized

- all routers identical
- network “flat”

... *not* true in practice

- scale:* with billions of destinations:
- can't store all destinations in routing tables!
  - routing table exchange would swamp links!

## *administrative autonomy*

- internet = network of networks
- each network admin may want to control routing in its own network

# Internet approach to scalable routing

aggregate routers into regions known as “**autonomous systems**” (AS) (a.k.a. “domains”)

## intra-AS routing

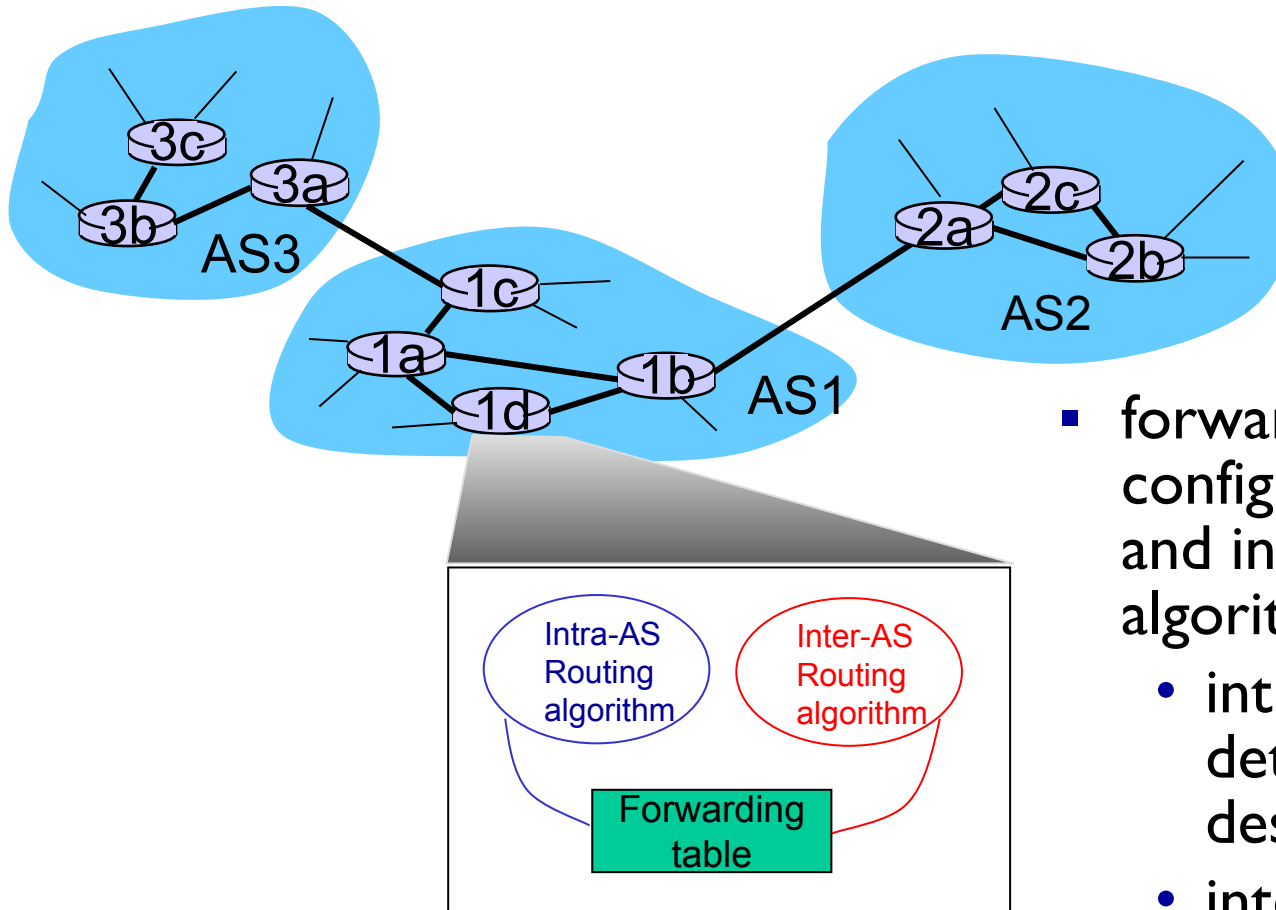
- routing among hosts, routers in same AS (“network”)
- all routers in AS must run *same* intra-domain protocol
- routers in *different* AS can run *different* intra-domain routing protocol
- gateway router: at “edge” of its own AS, has link(s) to router(s) in other AS’es

## inter-AS routing

- routing among AS’es
- gateways perform inter-domain routing (as well as intra-domain routing)



# Interconnected ASes



- forwarding table configured by both intra- and inter-AS routing algorithm
  - intra-AS routing determine entries for destinations within AS
  - inter-AS & intra-AS determine entries for external destinations

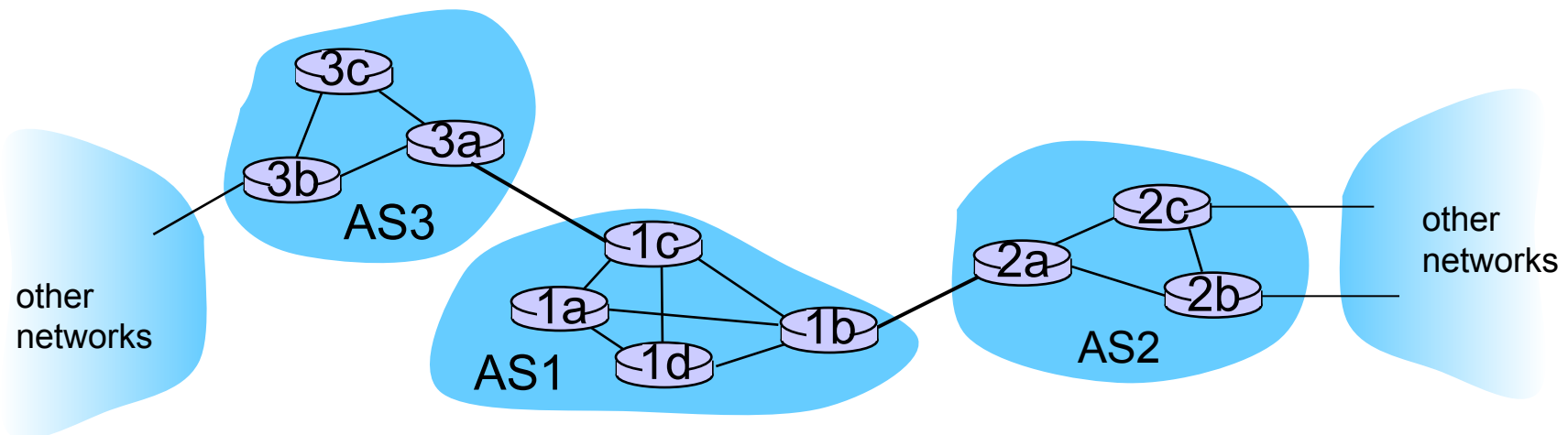
# Inter-AS tasks

- suppose router in AS1 receives datagram destined outside of AS1:
  - router should forward packet to gateway router, but which one?

*AS1 must:*

1. learn which destds are reachable through AS2, which through AS3
2. propagate this reachability info to all routers in AS1

*job of inter-AS routing!*



# Intra-AS Routing

- also known as *interior gateway protocols (IGP)*
- most common intra-AS routing protocols:
  - RIP: Routing Information Protocol
  - OSPF: Open Shortest Path First (IS-IS protocol essentially same as OSPF)
  - IGRP: Interior Gateway Routing Protocol (Cisco proprietary for decades, until 2016)

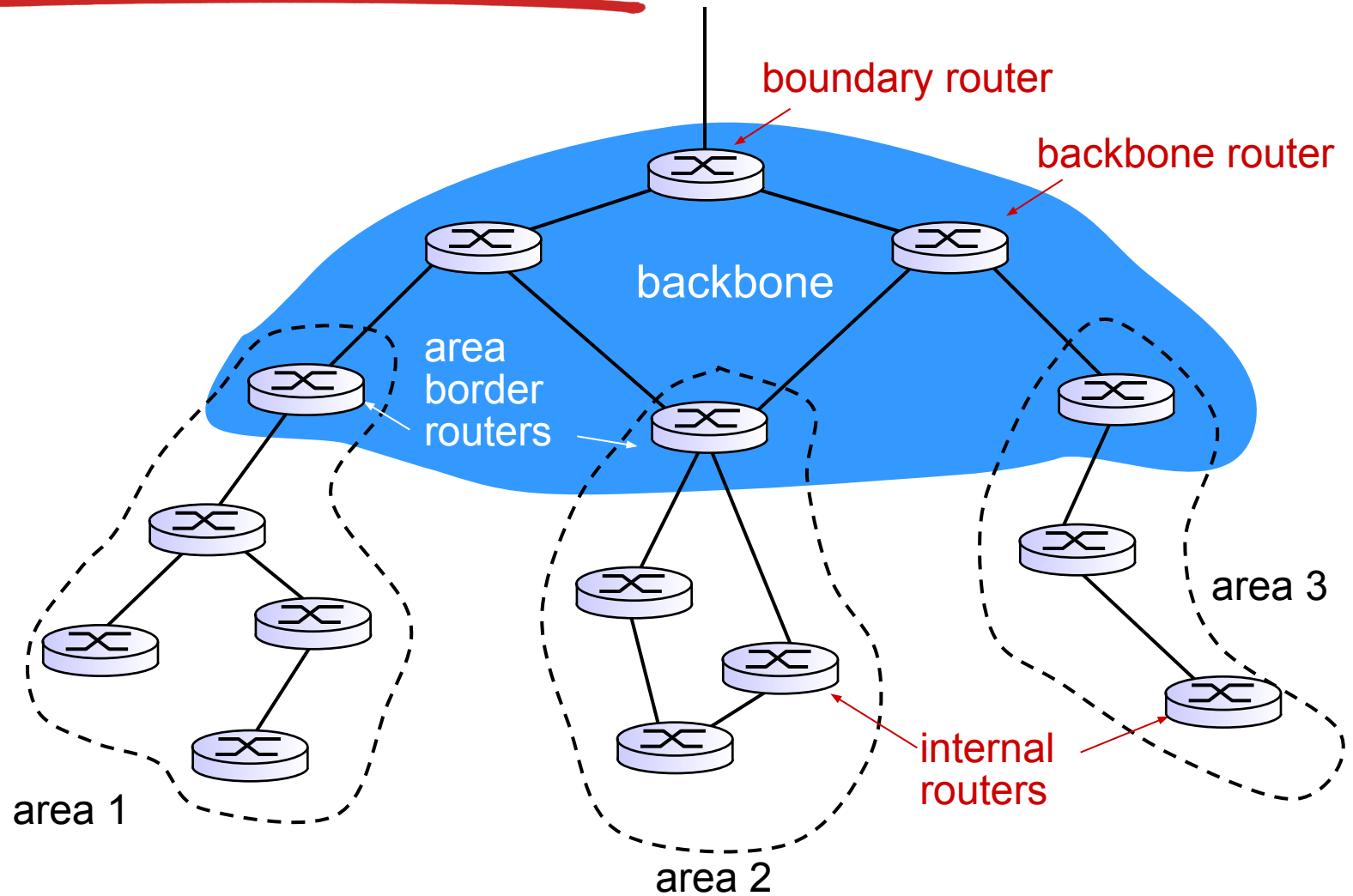
# OSPF (Open Shortest Path First)

- “open”: publicly available
- uses link-state algorithm
  - link state packet dissemination
  - topology map at each node
  - route computation using Dijkstra’s algorithm
- router floods OSPF link-state advertisements to all other routers in *entire* AS
  - carried in OSPF messages directly over IP (rather than TCP or UDP)
  - link state: for each attached link
- *IS-IS routing* protocol: nearly identical to OSPF

# OSPF “advanced” features

- **security**: all OSPF messages authenticated (to prevent malicious intrusion)
- **multiple** same-cost **paths** allowed (only one path in RIP)
- for each link, multiple cost metrics for different **TOS** (e.g., satellite link cost set low for best effort ToS; high for real-time ToS)
- integrated uni- and **multi-cast** support:
  - Multicast OSPF (MOSPF) uses same topology data base as OSPF
- **hierarchical** OSPF in large domains.

# Hierarchical OSPF



# Hierarchical OSPF

- *two-level hierarchy*: local area, backbone.
  - link-state advertisements only in area
  - each nodes has detailed area topology; only know direction (shortest path) to nets in other areas.
- *area border routers*: “summarize” distances to nets in own area, advertise to other Area Border routers.
- *backbone routers*: run OSPF routing limited to backbone.
- *boundary routers*: connect to other AS'es.

# Chapter 5: outline

5.1 introduction

5.2 routing protocols

- link state
- distance vector

5.3 intra-AS routing in the Internet: OSPF

5.4 routing among the ISPs: BGP

5.5 The SDN control plane

5.6 ICMP: The Internet Control Message Protocol


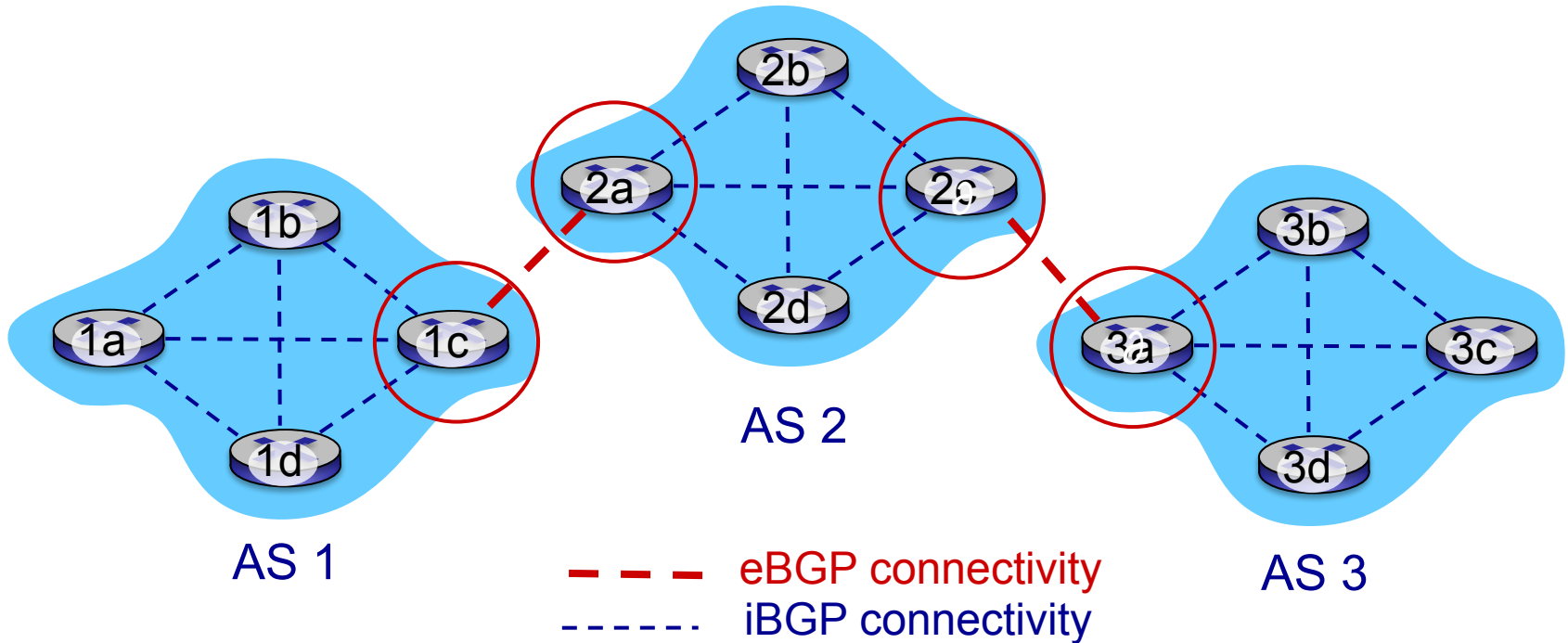
5.7 Network management and SNMP



# Internet inter-AS routing: BGP

- **BGP (Border Gateway Protocol):** *the de facto inter-domain routing protocol*
  - “glue that holds the Internet together”
- BGP provides each AS a means to:
  - **eBGP:** obtain subnet reachability information from neighboring ASes
  - **iBGP:** propagate reachability information to all AS-internal routers.
  - determine “good” routes to other networks based on reachability information and *policy*
- allows subnet to advertise its existence to rest of Internet: *“I am here”*

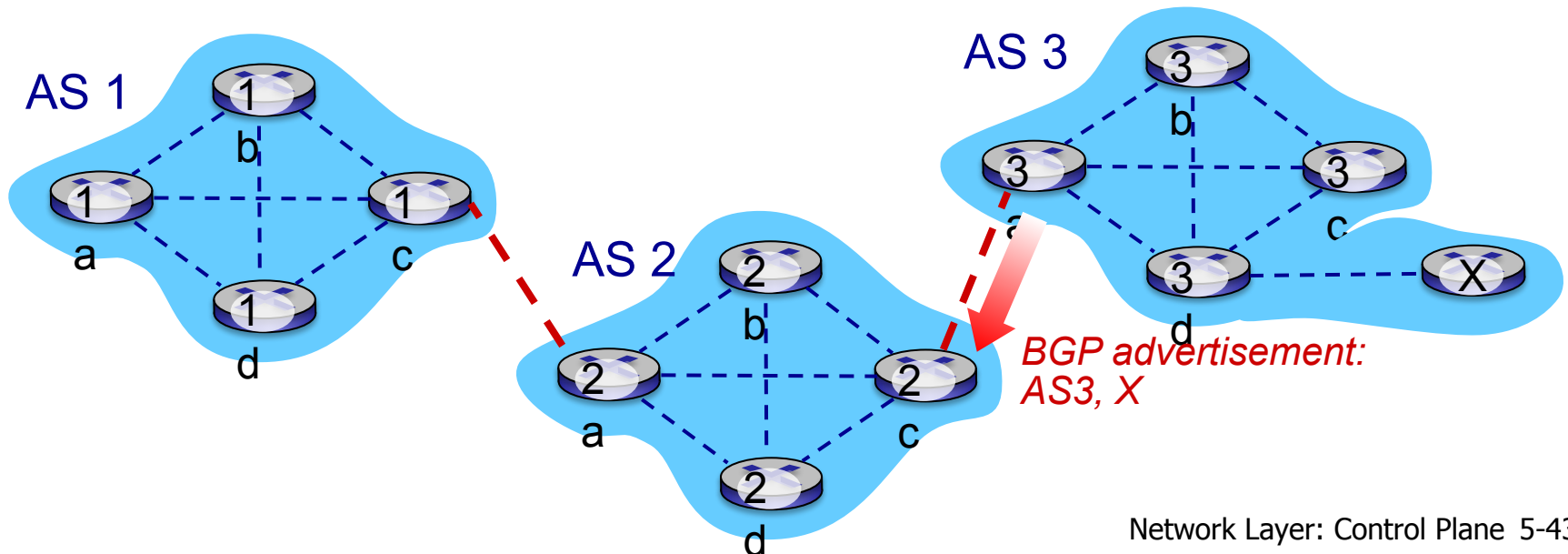
# eBGP, iBGP connections



gateway routers run both eBGP and iBGP protocols

# BGP basics

- **BGP session:** two BGP routers (“peers”) exchange BGP messages over semi-permanent TCP connection:
  - advertising *paths* to different destination network prefixes (BGP is a “path vector” protocol)
- when AS3 gateway router 3a advertises path **AS3,X** to AS2 gateway router 2c:
  - AS3 *promises* to AS2 it will forward datagrams towards X

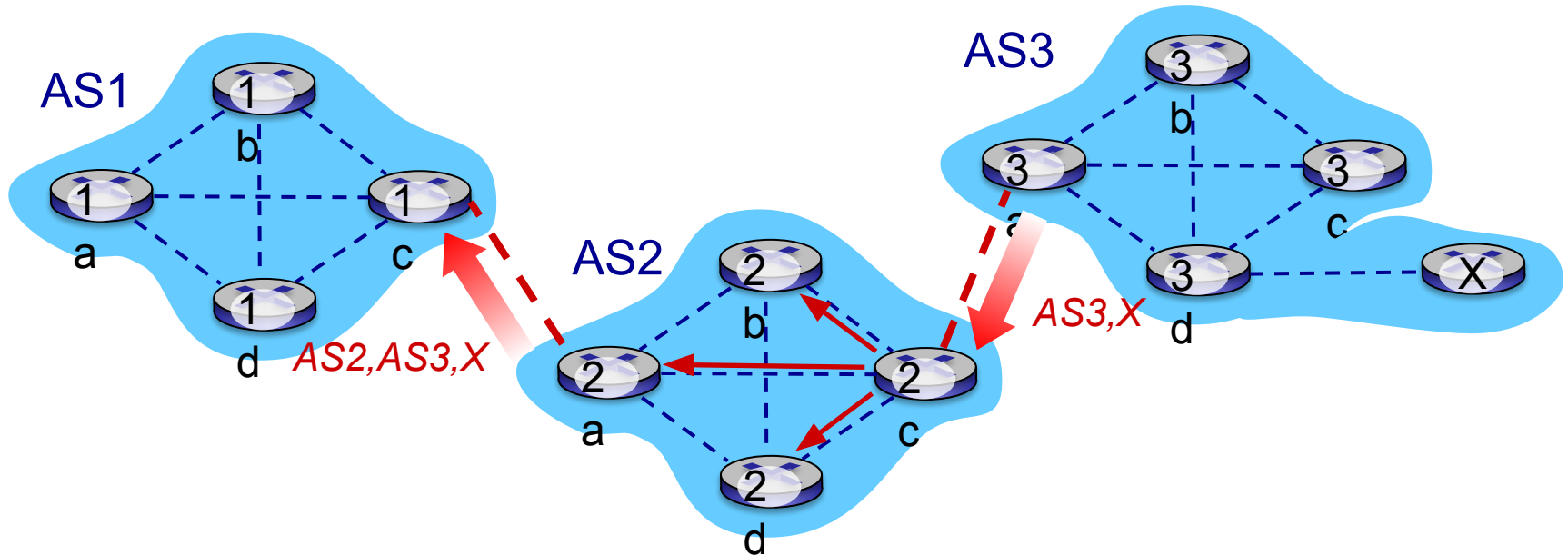


# Path attributes and BGP routes

---

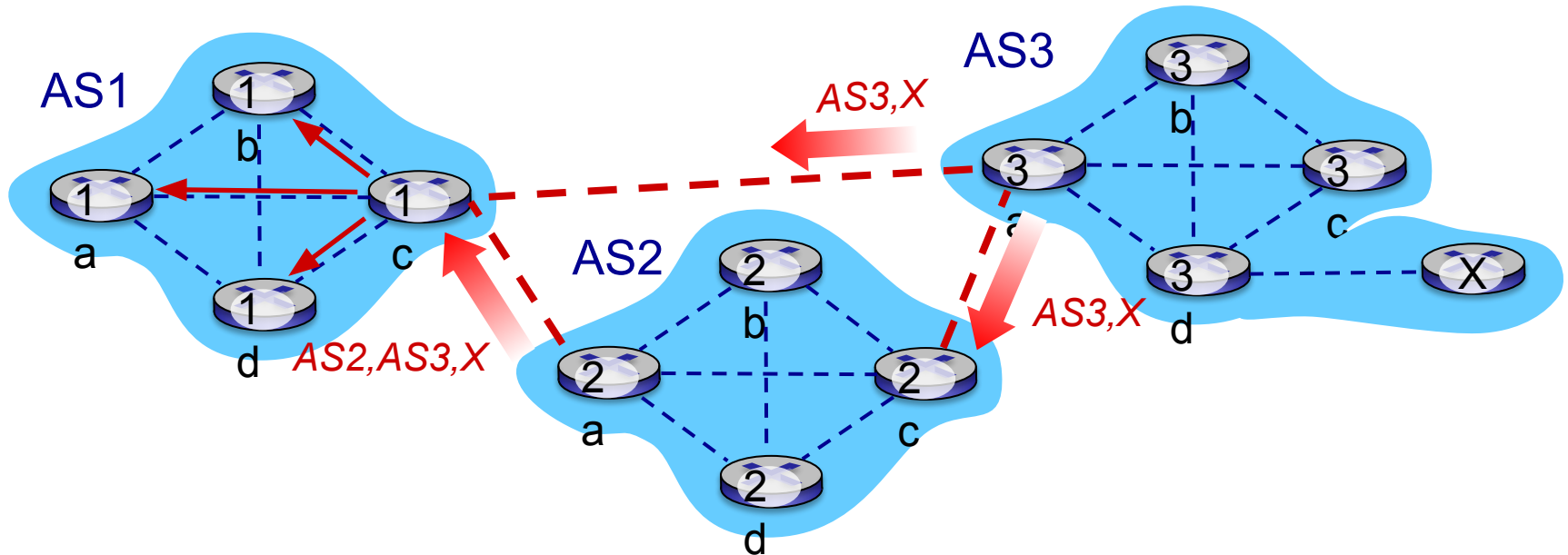
- advertised prefix includes BGP attributes
  - prefix + attributes = “route”
- two important attributes:
  - **AS-PATH**: list of ASes through which prefix advertisement has passed
  - **NEXT-HOP**: indicates specific internal-AS router to next-hop AS
- *Policy-based routing*:
  - gateway receiving route advertisement uses *import policy* to accept/decline path (e.g., never route through AS Y).
  - AS policy also determines whether to *advertise* path to other other neighboring ASes

# BGP path advertisement



- AS2 router 2c receives path advertisement **AS3,X** (via eBGP) from AS3 router 3a
- Based on AS2 policy, AS2 router 2c accepts path AS3,X, propagates (via iBGP) to all AS2 routers
- Based on AS2 policy, AS2 router 2a advertises (via eBGP) path **AS2, AS3, X** to AS1 router 1c

# BGP path advertisement



gateway router may learn about **multiple** paths to destination:

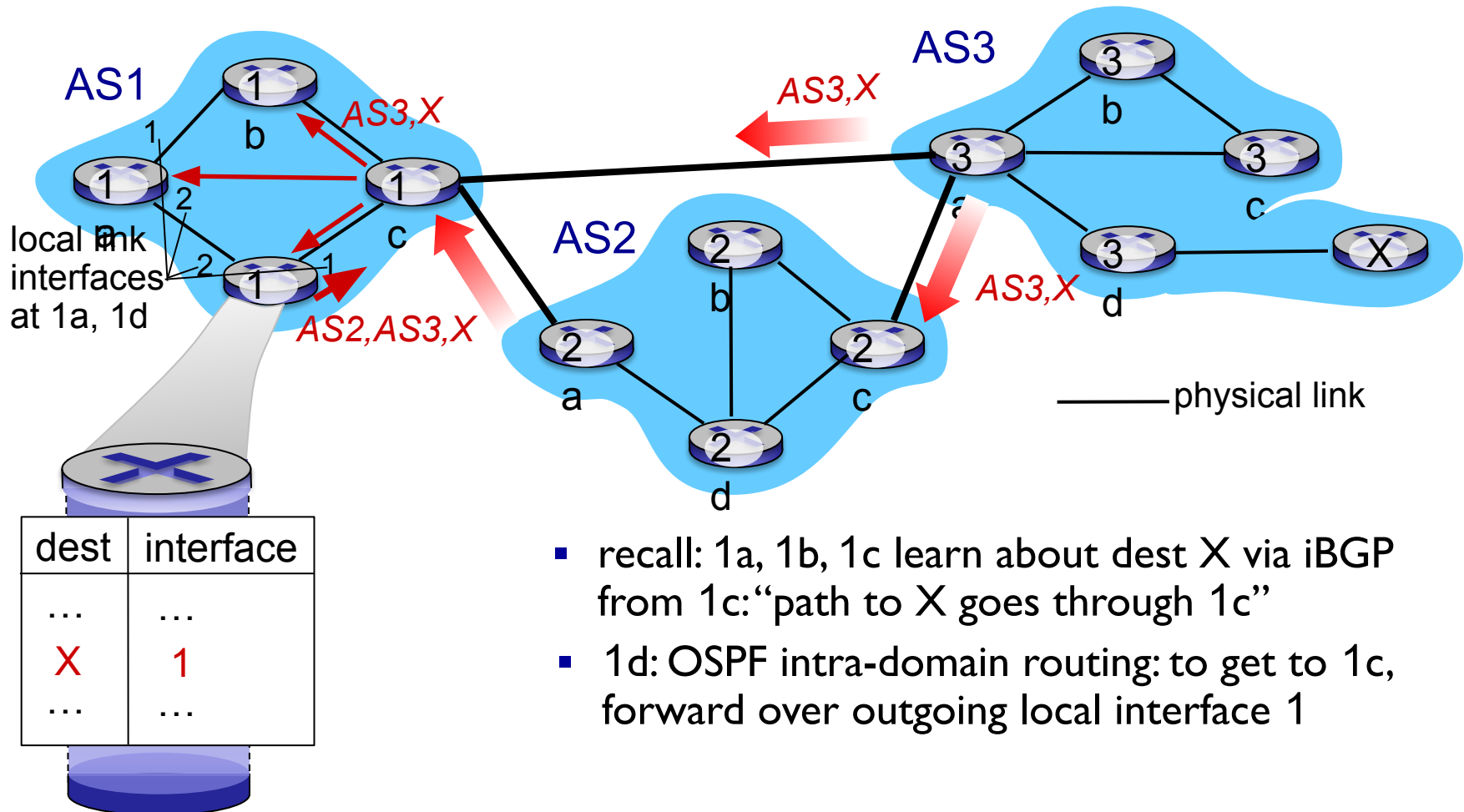
- AS1 gateway router 1c learns path **AS2,AS3,X** from 2a
- AS1 gateway router 1c learns path **AS3,X** from 3a
- Based on policy, AS1 gateway router 1c chooses path **AS3,X, and advertises path within AS1 via iBGP**

# BGP messages

- BGP messages exchanged between peers over TCP connection
- BGP messages:
  - **OPEN:** opens TCP connection to remote BGP peer and authenticates sending BGP peer
  - **UPDATE:** advertises new path (or withdraws old)
  - **KEEPALIVE:** keeps connection alive in absence of UPDATES; also ACKs OPEN request
  - **NOTIFICATION:** reports errors in previous msg; also used to close connection

# BGP, OSPF, forwarding table entries

Q: how does router set forwarding table entry to distant prefix?

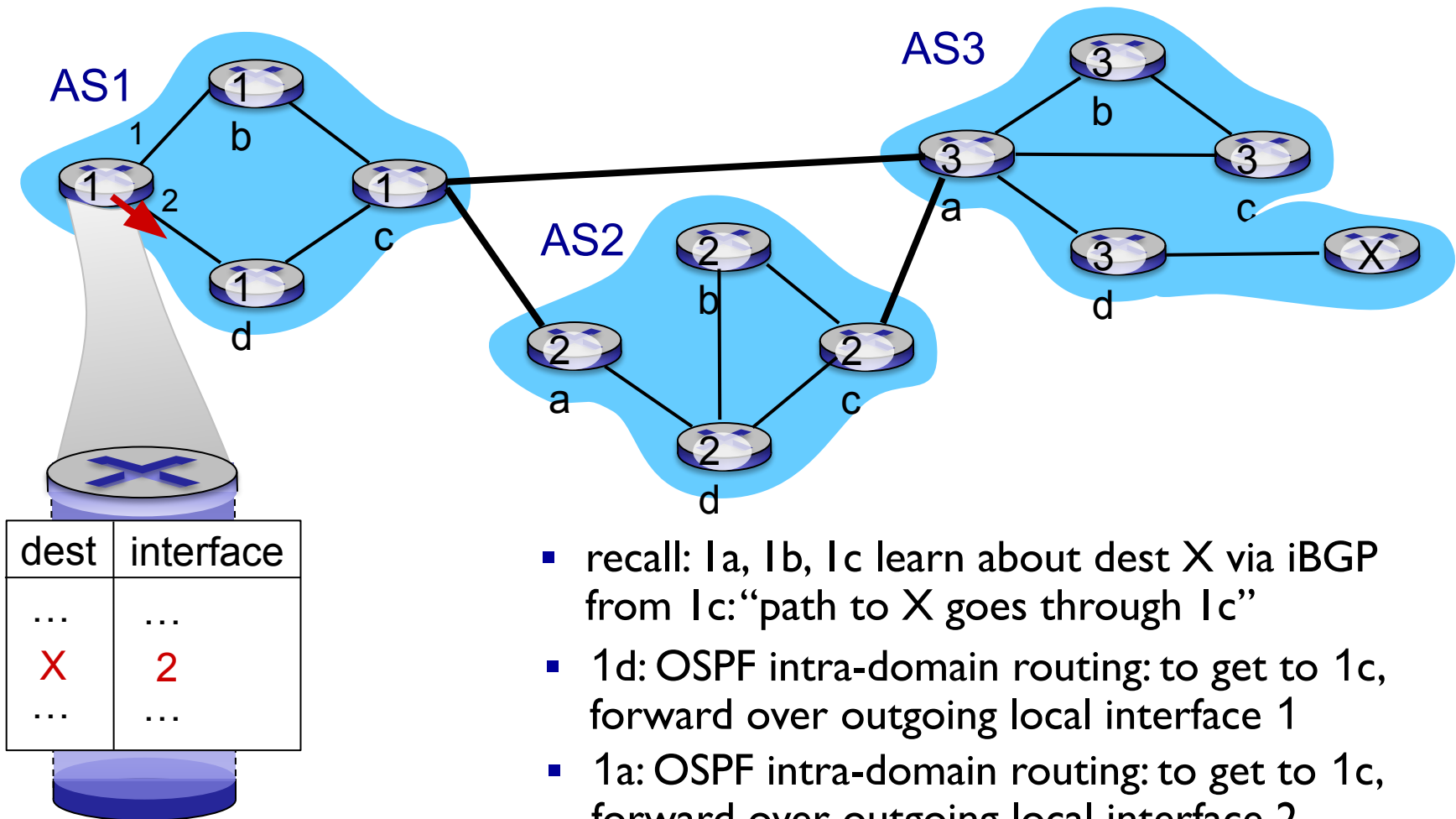


- recall: 1a, 1b, 1c learn about dest X via iBGP from 1c: “path to X goes through 1c”
- 1d: OSPF intra-domain routing: to get to 1c, forward over outgoing local interface 1



# BGP, OSPF, forwarding table entries

Q: how does router set forwarding table entry to distant prefix?

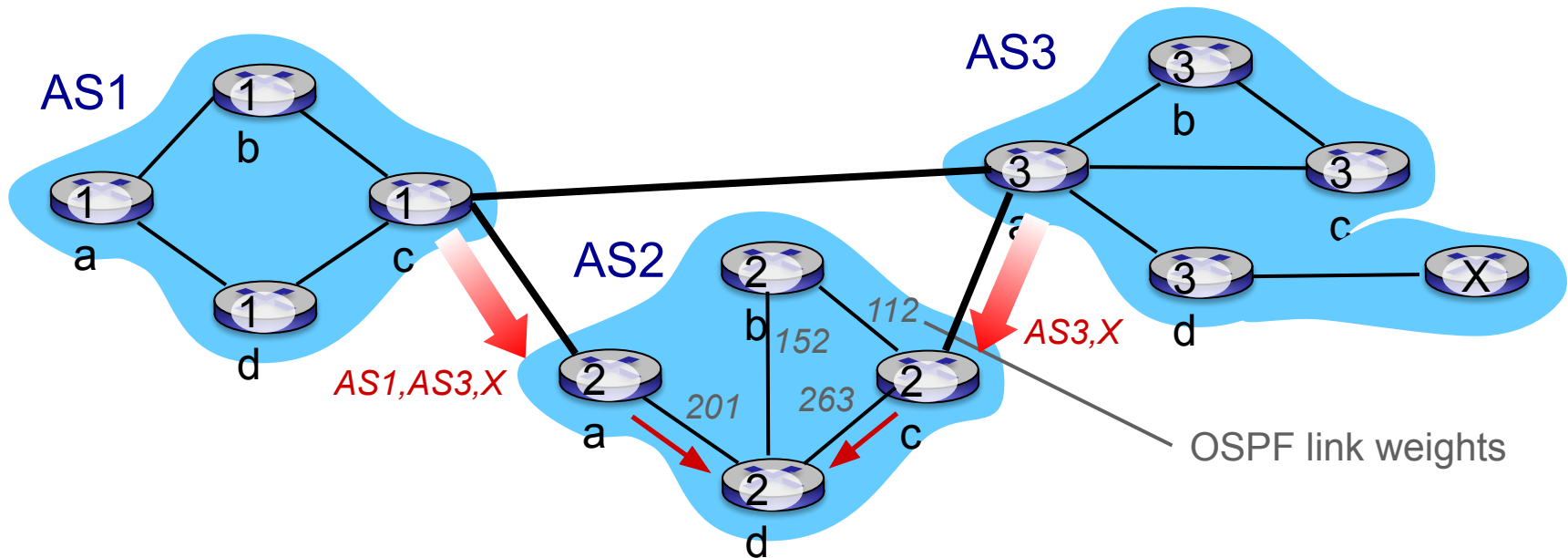


- recall: 1a, 1b, 1c learn about dest X via iBGP from 1c: “path to X goes through 1c”
- 1d: OSPF intra-domain routing: to get to 1c, forward over outgoing local interface 1
- 1a: OSPF intra-domain routing: to get to 1c, forward over outgoing local interface 2

# BGP route selection

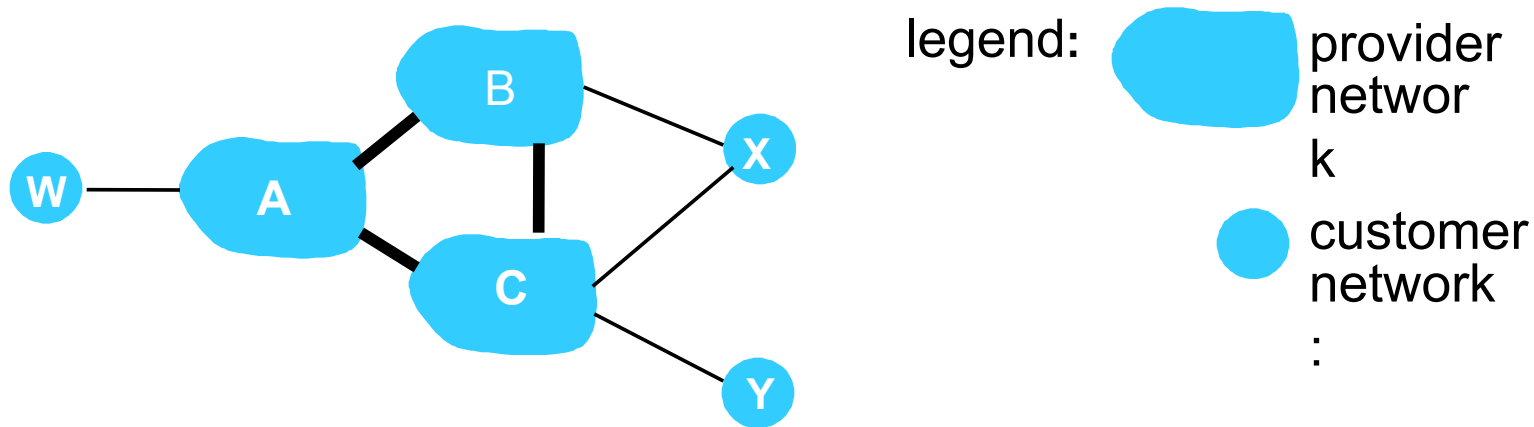
- router may learn about more than one route to destination AS, selects route based on:
  1. local preference value attribute: policy decision
  2. shortest AS-PATH
  3. closest NEXT-HOP router: hot potato routing
  4. additional criteria

# Hot Potato Routing



- 2d learns (via iBGP) it can route to X via 2a or 2c
- *hot potato routing*: choose local gateway that has least intra-domain cost (e.g., 2d chooses 2a, even though more AS hops to X): don't worry about inter-domain cost!

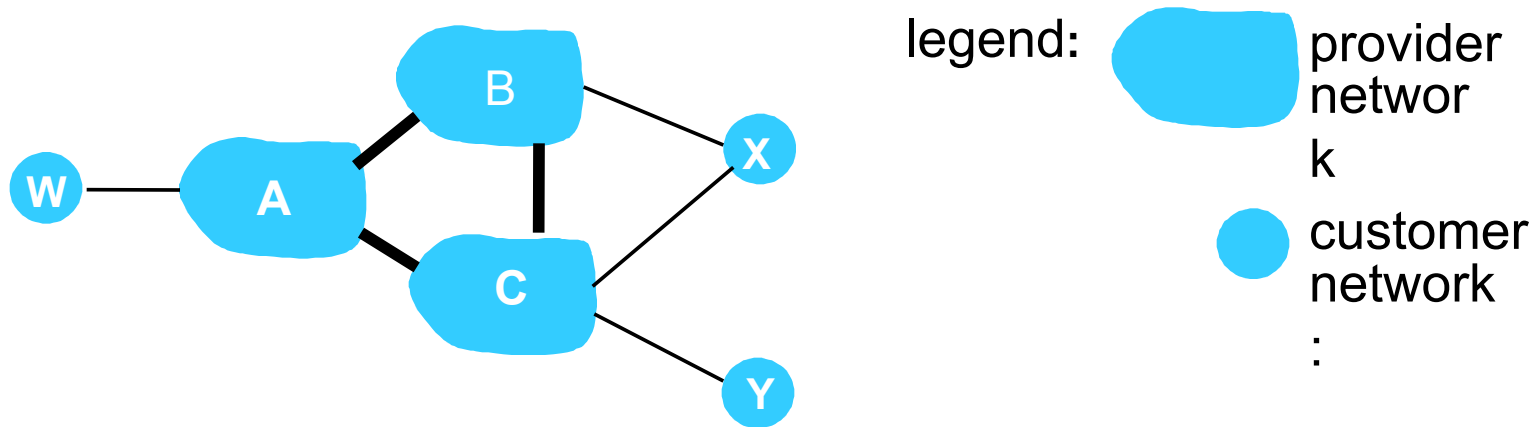
# BGP: achieving policy via advertisements



Suppose an ISP only wants to route traffic to/from its customer networks (does not want to carry transit traffic between other ISPs)

- A advertises path Aw to B and to C
- B *chooses not to advertise* BAw to C:
  - B gets no “revenue” for routing CBAw, since none of C,A,w are B’s customers
  - C does not learn about CBAw path
- C will route CAw (not using B) to get to w

# BGP: achieving policy via advertisements



Suppose an ISP only wants to route traffic to/from its customer networks (does not want to carry transit traffic between other ISPs)

- A,B,C are *provider networks*
- X,W,Y are customer (of provider networks)
- X is *dual-homed*: attached to two networks
- *policy to enforce*: X does not want to route from B to C via X
  - .. so X will not advertise to B a route to C

# Why different Intra-, Inter-AS routing ?

## *policy:*

- inter-AS: admin wants control over how its traffic routed, who routes through its net.
- intra-AS: single admin, so no policy decisions needed

## *scale:*

- hierarchical routing saves table size, reduced update traffic

## *performance:*

- intra-AS: can focus on performance
- inter-AS: policy may dominate over performance

# Chapter 5: outline

5.1 introduction

5.2 routing protocols

- link state
- distance vector

5.3 intra-AS routing in the Internet: OSPF

5.4 routing among the ISPs: BGP

5.5 The SDN control plane

5.6 ICMP: The Internet Control Message Protocol

5.7 Network management and SNMP

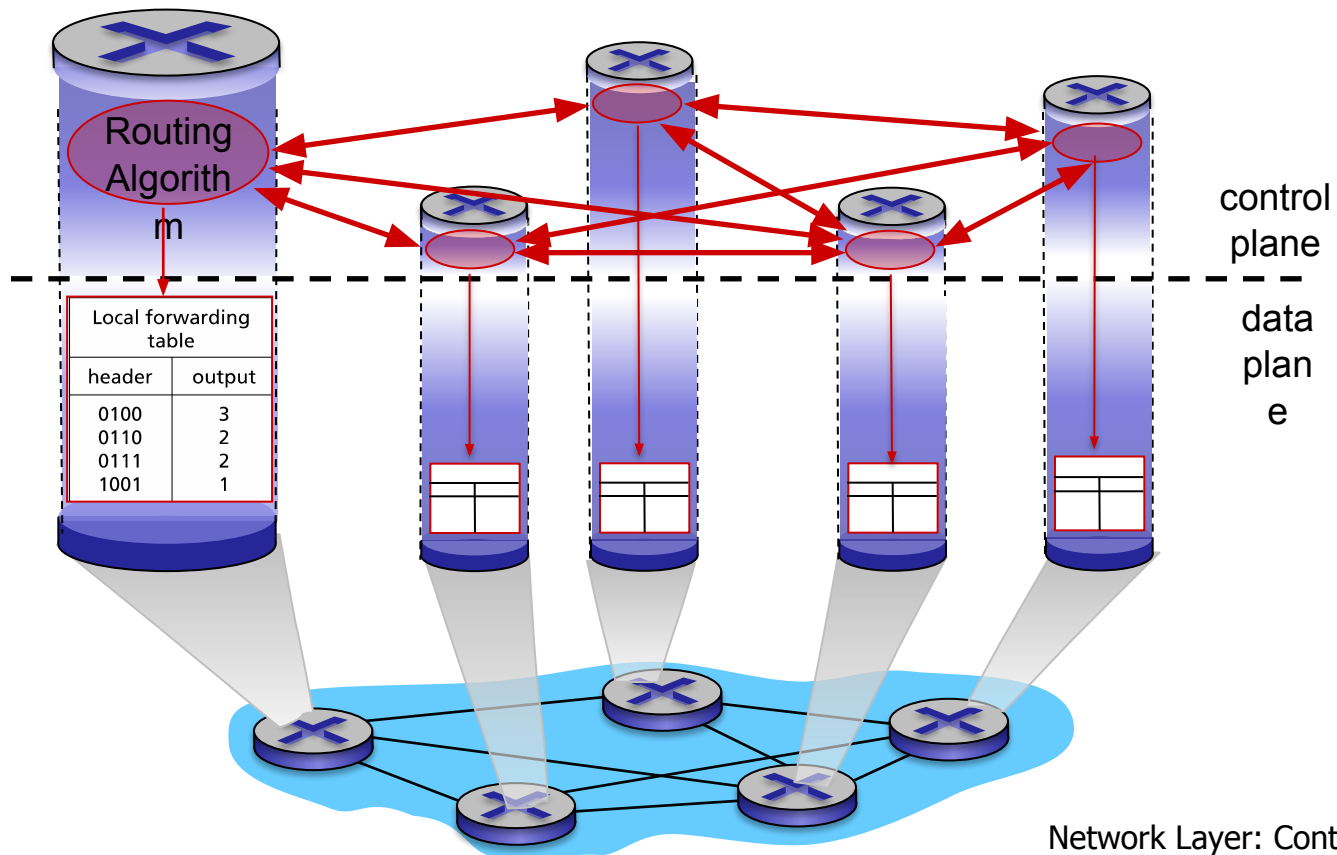
# Software defined networking (SDN)

- Internet network layer: historically has been implemented via distributed, per-router approach
  - *monolithic* router contains switching hardware, runs proprietary implementation of Internet standard protocols (IP, RIP, IS-IS, OSPF, BGP) in proprietary router OS (e.g., Cisco IOS)
  - different “middleboxes” for different network layer functions: firewalls, load balancers, NAT boxes, ..
- ~2005: renewed interest in rethinking network control plane



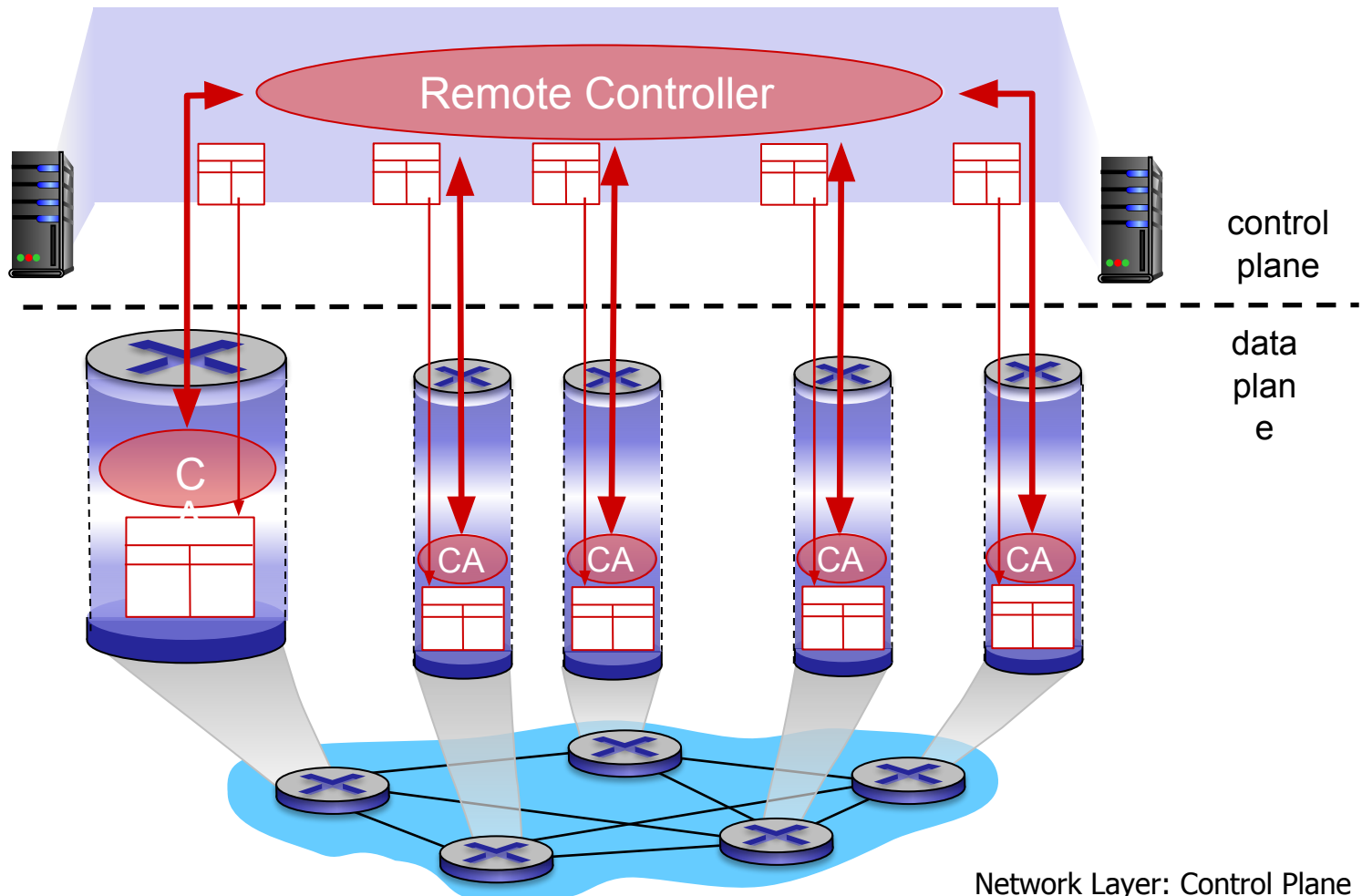
# Recall: per-router control plane

Individual routing algorithm components *in each and every router* interact with each other in control plane to compute forwarding tables



# Recall: logically centralized control plane

A distinct (typically remote) controller interacts with local control agents (CAs) in routers to compute forwarding tables



# Software defined networking (SDN)

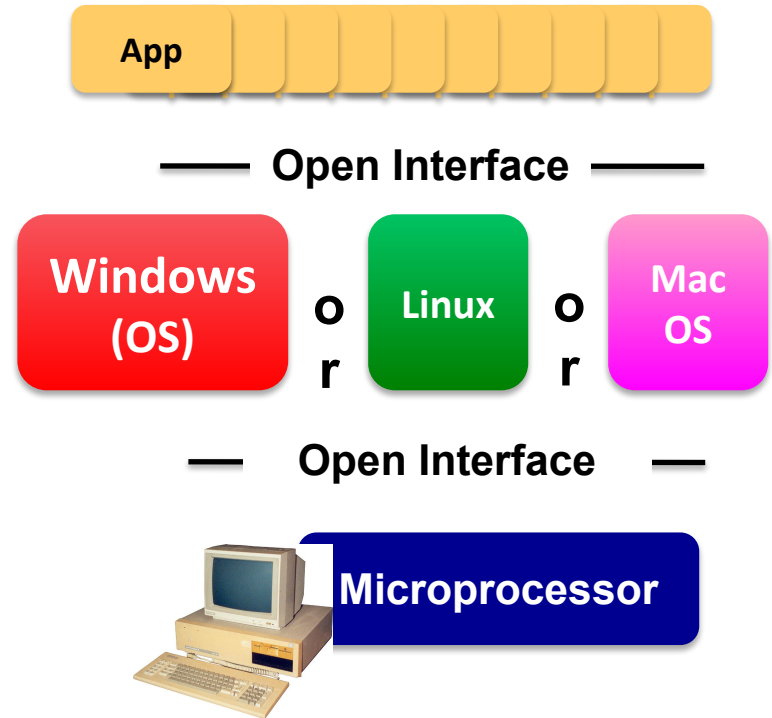

*Why* a *logically centralized* control plane?

- easier network management: avoid router misconfigurations, greater flexibility of traffic flows
- table-based forwarding (recall OpenFlow API) allows “programming” routers
  - centralized “programming” easier: compute tables centrally and distribute
  - distributed “programming: more difficult: compute tables as result of distributed algorithm (protocol) implemented in each and every router
- open (non-proprietary) implementation of control plane


# Analogy: mainframe to PC evolution\*



Vertically integrated  
Closed, proprietary  
Slow innovation  
Small industry

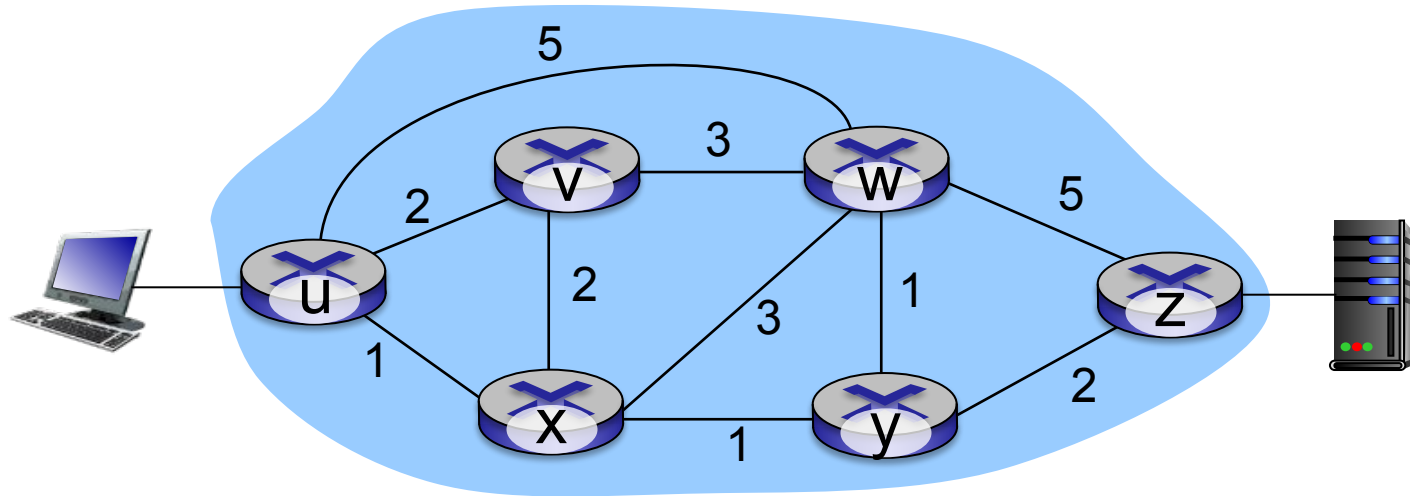


Horizontal  
Open interfaces  
Rapid innovation  
Huge industry



\* Slide courtesy: N. McKeown

# Traffic engineering: difficult traditional routing

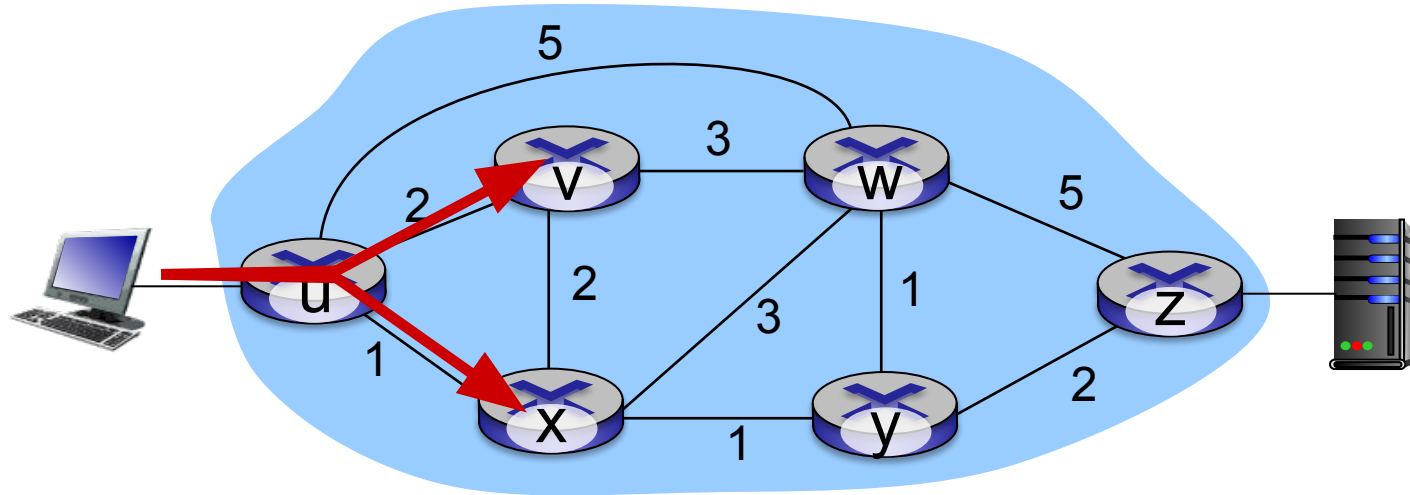


Q: what if network operator wants u-to-z traffic to flow along  $uvwz$ , x-to-z traffic to flow  $xwyz$ ?

A: need to define link weights so traffic routing algorithm computes routes accordingly (or need a new routing algorithm)!

*Link weights are only control “knobs”: wrong!*

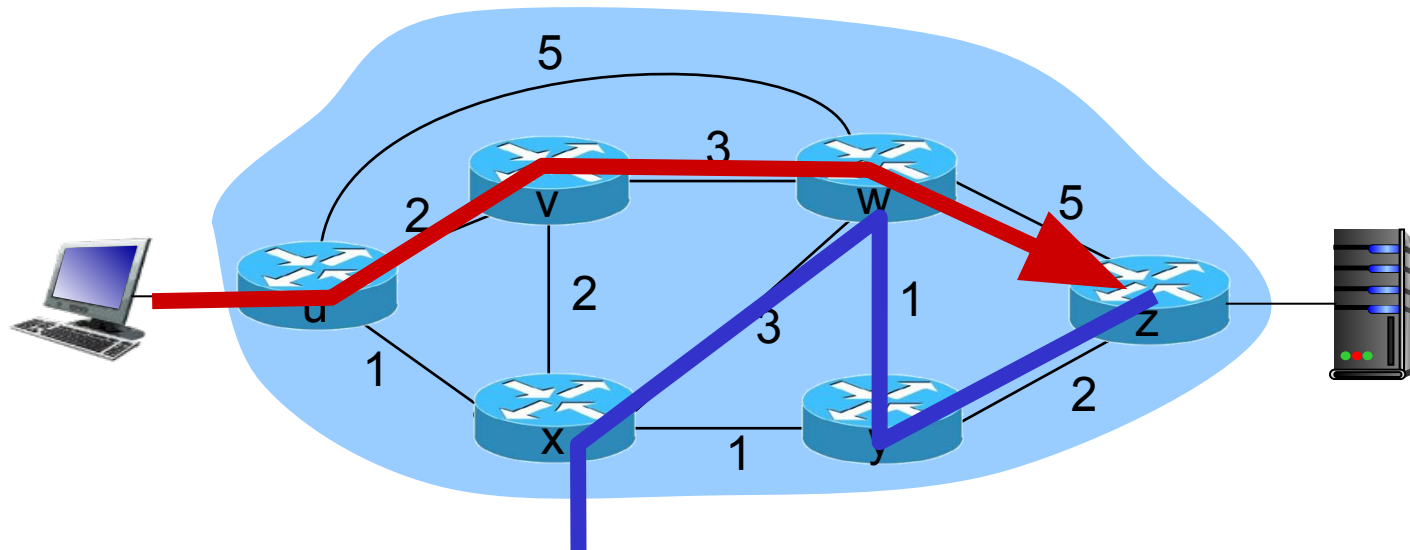
# Traffic engineering: difficult



Q: what if network operator wants to split u-to-z traffic along uvwz *and* uxyz (load balancing)?

A: can't do it (or need a new routing algorithm)

# Traffic engineering: difficult



Q: what if w wants to route blue and red traffic differently?

A: can't do it (with destination based forwarding, and LS, DV routing)

# Software defined networking (SDN)

4. programmable control applications

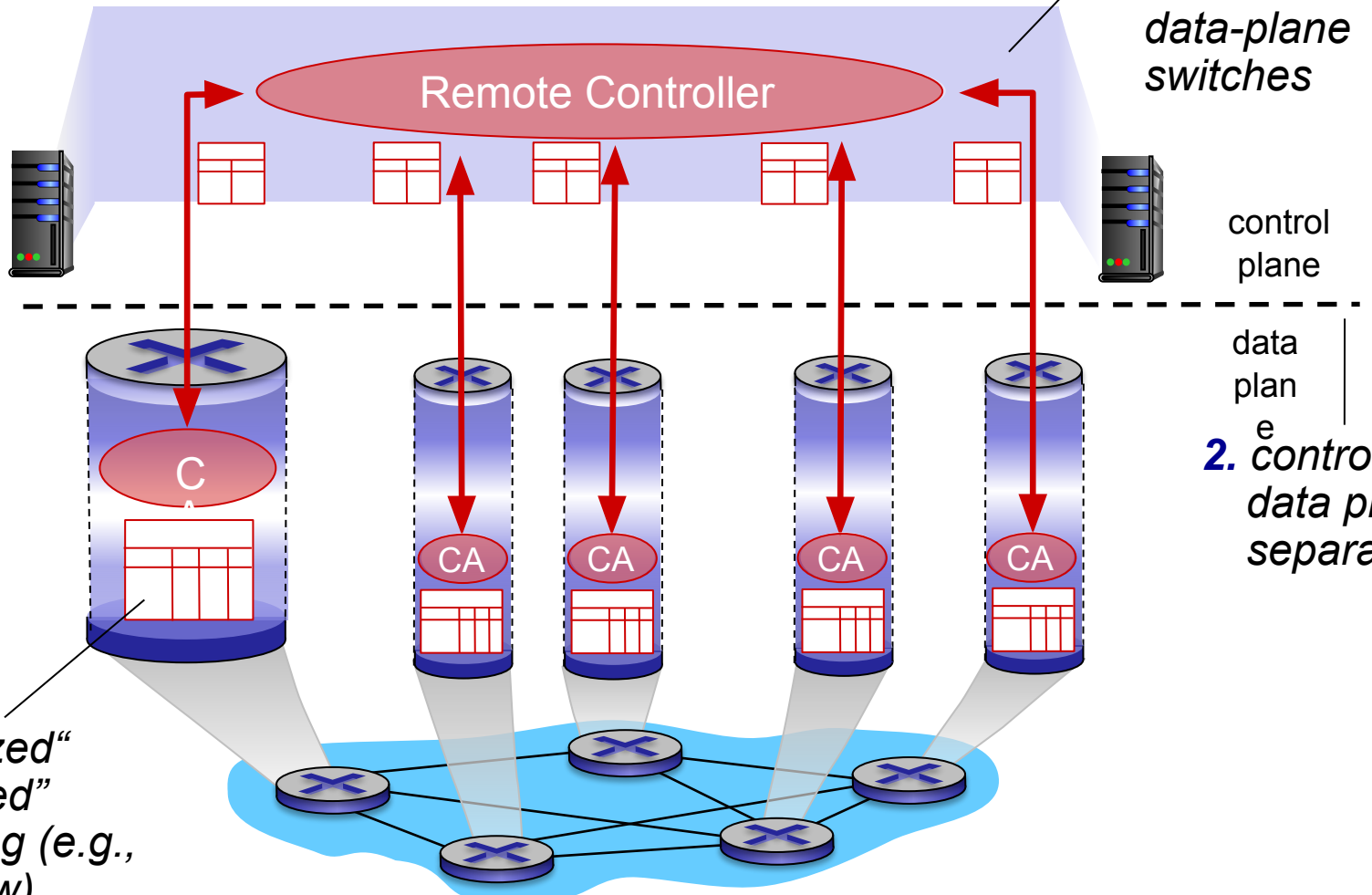
routing

access control

...

load balance

3. control plane functions external to data-plane switches



1. generalized "flow-based" forwarding (e.g., OpenFlow)

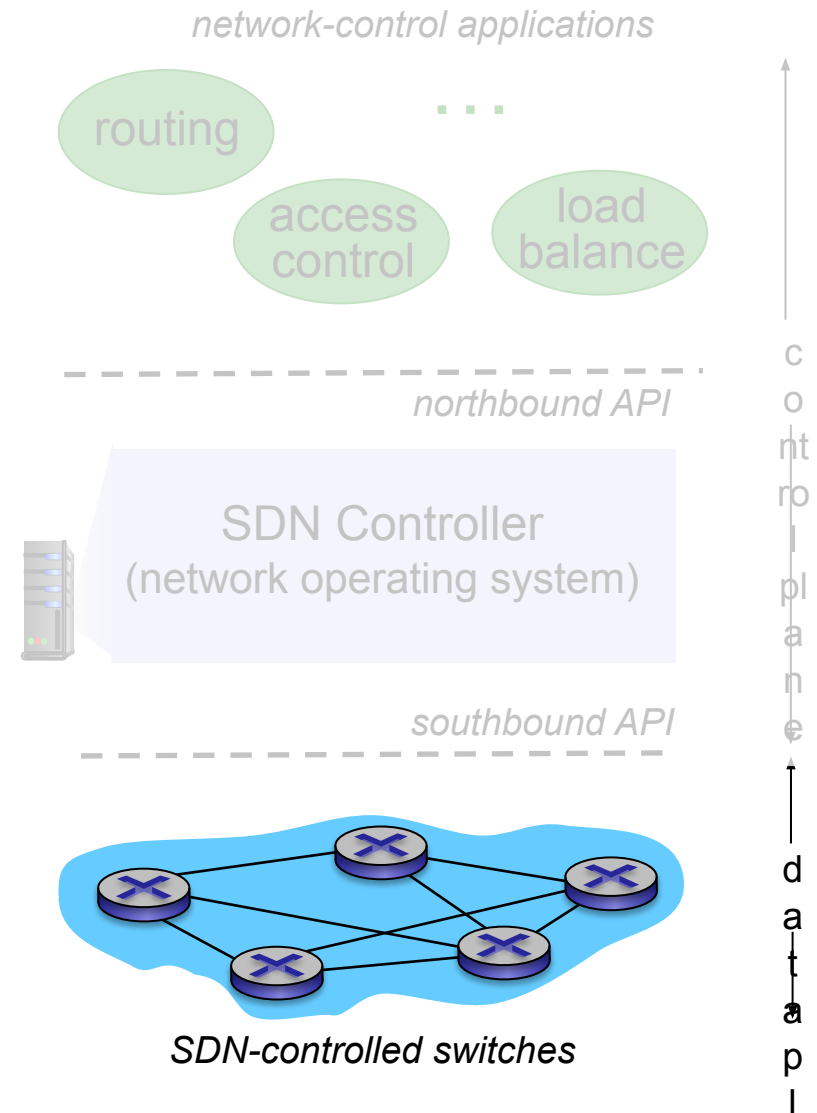
2. control, data plane separation



# SDN perspective: data plane switches

## *Data plane switches*

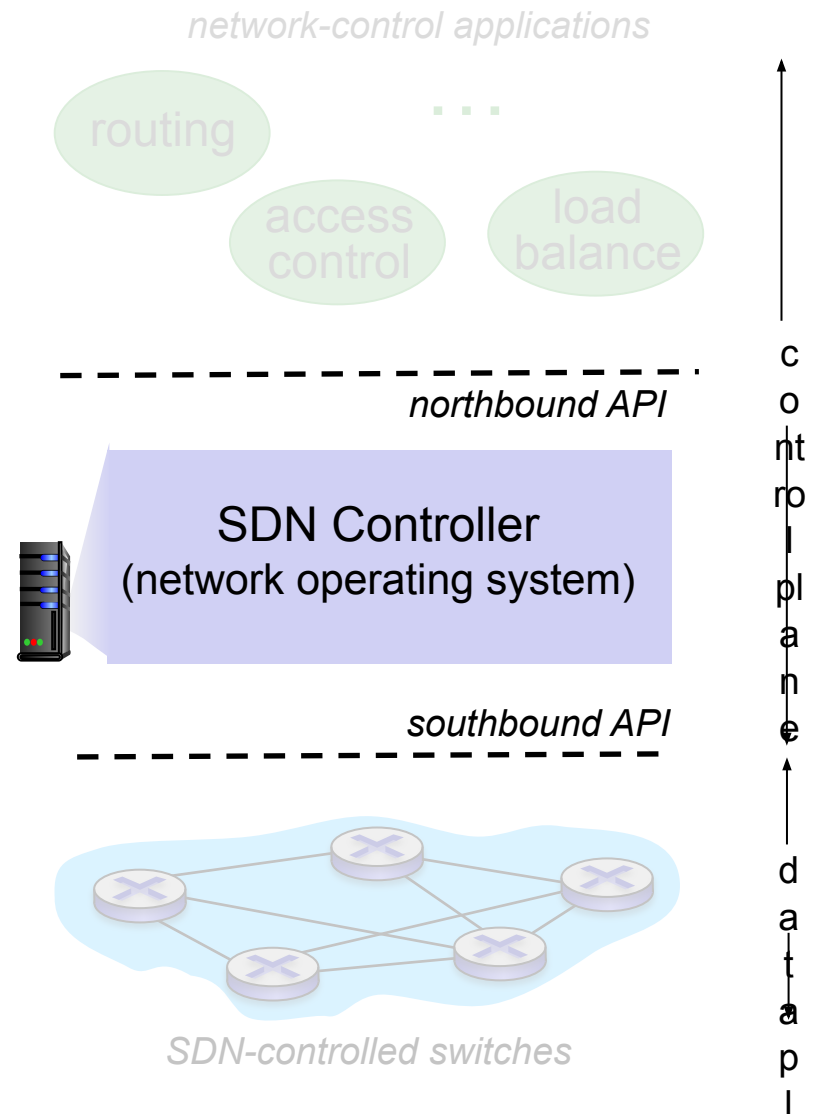
- fast, simple, commodity switches implementing generalized data-plane forwarding (Section 4.4) in hardware
- switch flow table computed, installed by controller
- API for table-based switch control (e.g., OpenFlow)
  - defines what is controllable and what is not
- protocol for communicating with controller (e.g., OpenFlow)



# SDN perspective: SDN controller

## *SDN controller (network OS):*

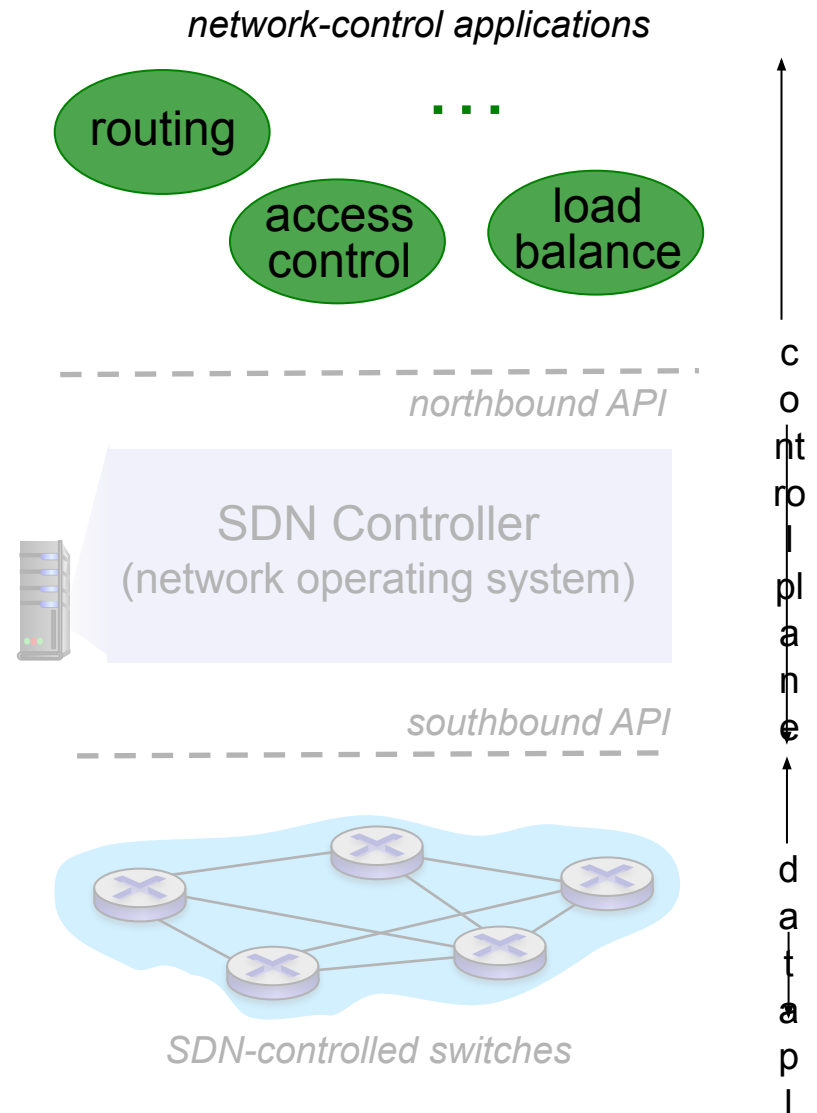
- maintain network state information
- interacts with network control applications “above” via northbound API
- interacts with network switches “below” via southbound API
- implemented as distributed system for performance, scalability, fault-tolerance, robustness



# SDN perspective: control applications

## *network-control apps:*

- “brains” of control: implement control functions using lower-level services, API provided by SDN controller
- *unbundled*: can be provided by 3<sup>rd</sup> party: distinct from routing vendor, or SDN controller

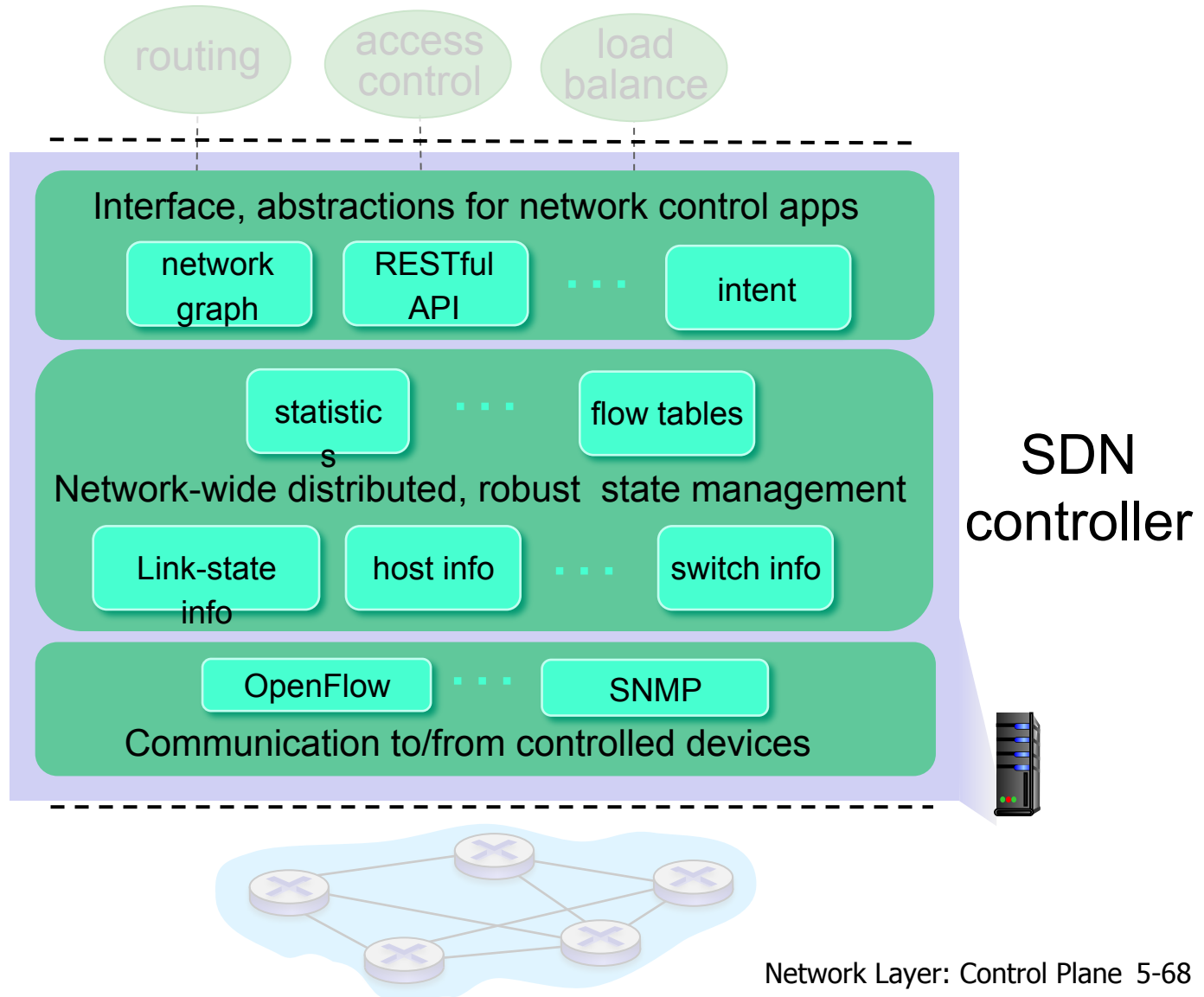


# Components of SDN controller

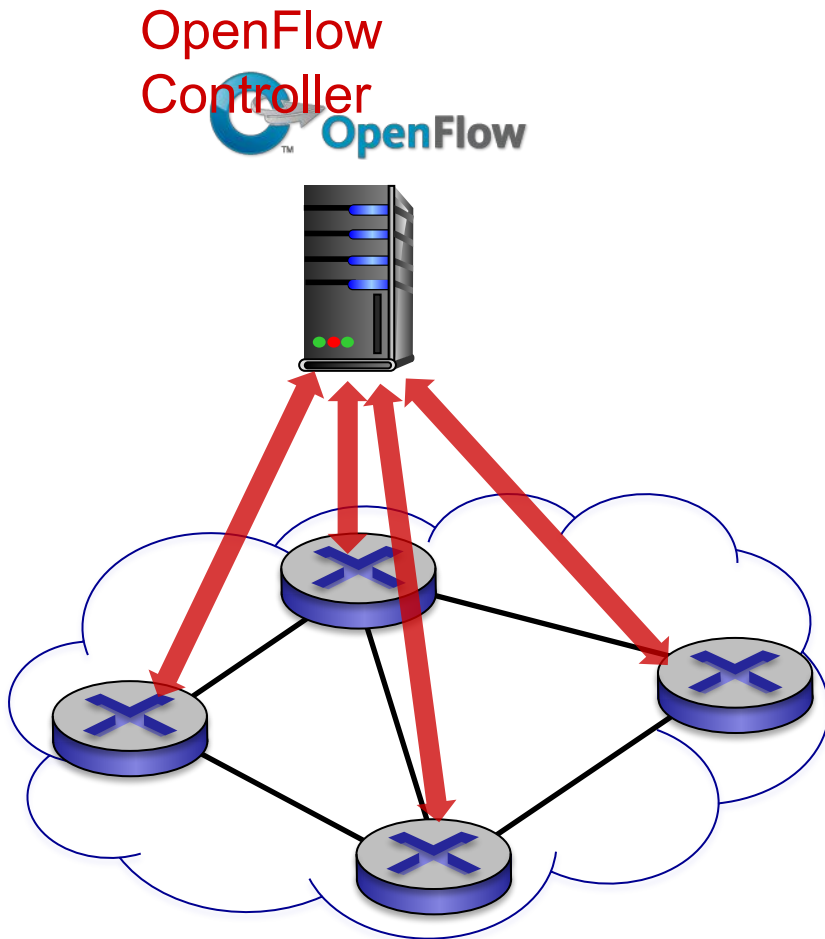
**Interface layer to network control apps:** abstractions API

**Network-wide state management layer:** state of networks links, switches, services: a *distributed database*

**communication layer:** communicate between SDN controller and controlled switches



# OpenFlow protocol

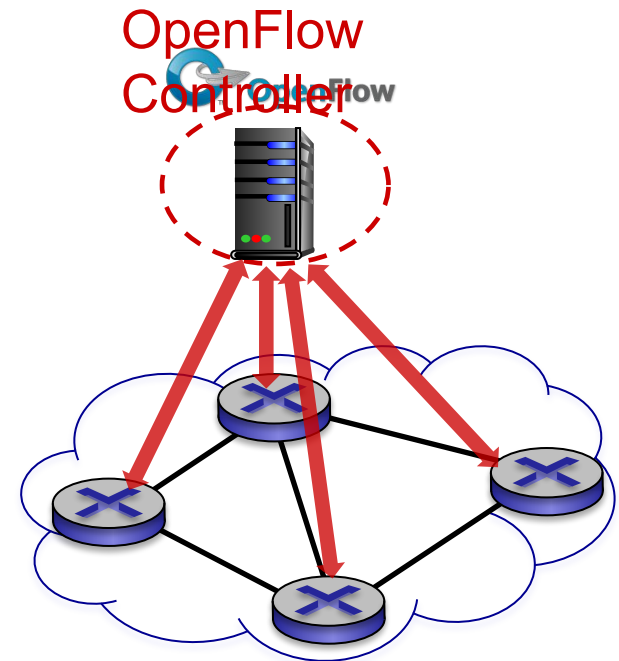


- operates between controller, switch
- TCP used to exchange messages
  - optional encryption
- three classes of OpenFlow messages:
  - controller-to-switch
  - asynchronous (switch to controller)
  - symmetric (misc)

# OpenFlow: controller-to-switch messages

## Key controller-to-switch messages

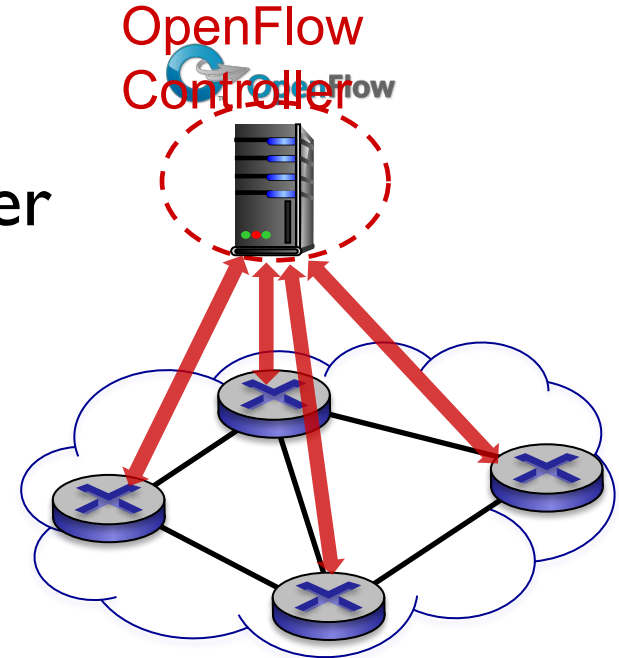
- **features:** controller queries switch features, switch replies
- **configure:** controller queries/sets switch configuration parameters
- **modify-state:** add, delete, modify flow entries in the OpenFlow tables
- **packet-out:** controller can send this packet out of specific switch port



# OpenFlow: switch-to-controller messages

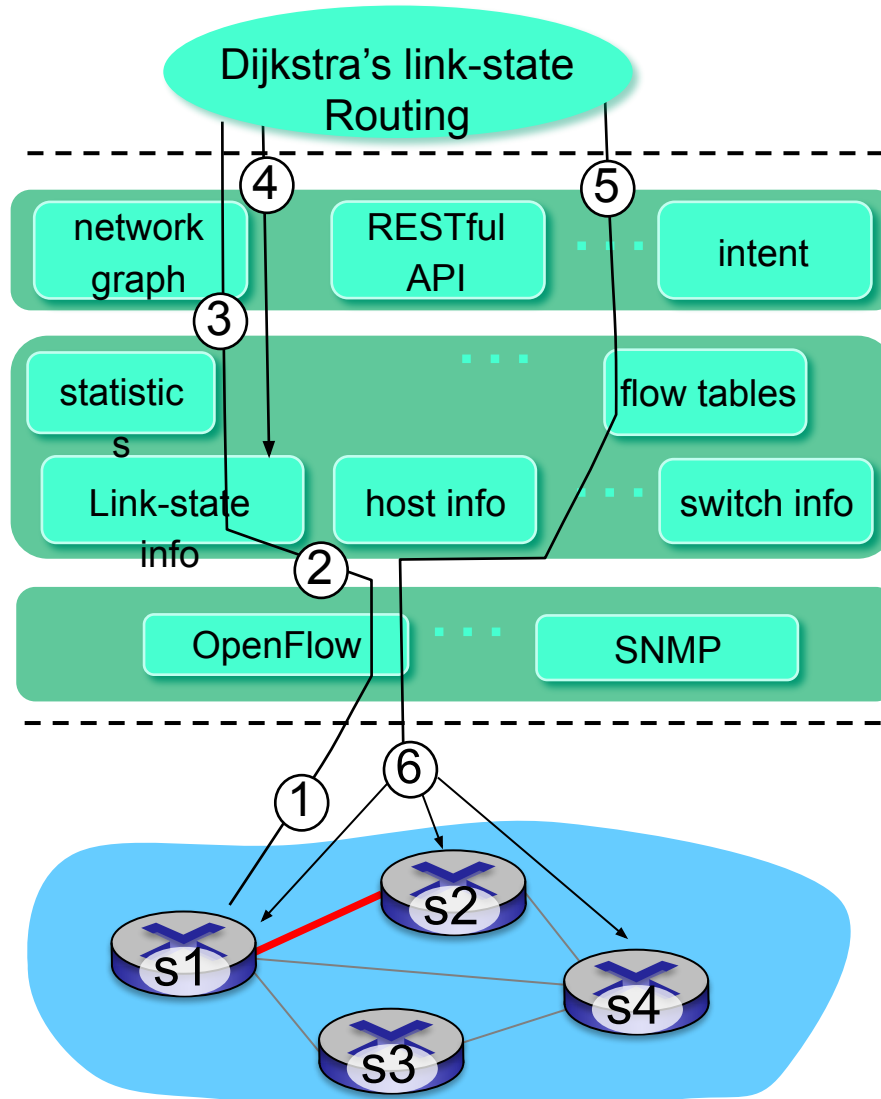
## Key switch-to-controller messages

- **packet-in**: transfer packet (and its control) to controller. See packet-out message from controller
- **flow-removed**: flow table entry deleted at switch
- **port status**: inform controller of a change on a port.



Fortunately, network operators don't "program" switches by creating/sending OpenFlow messages directly. Instead use higher-level abstraction at controller

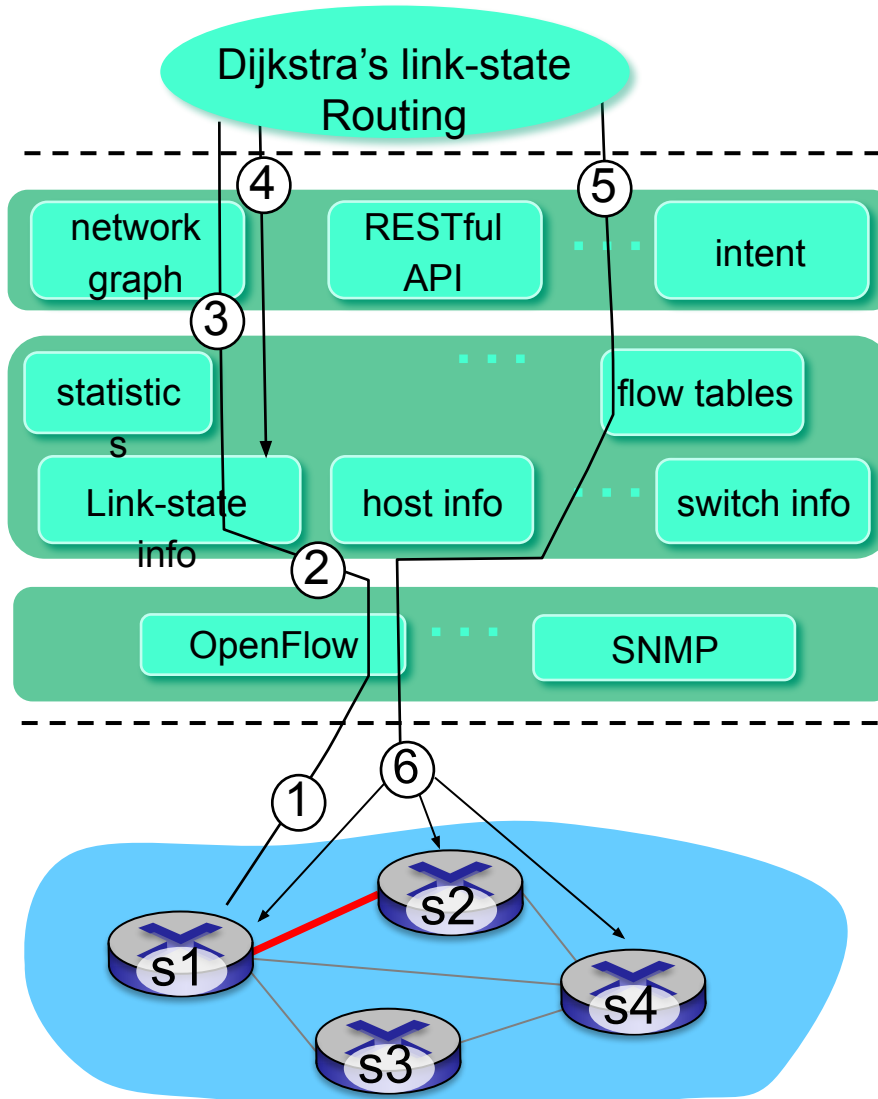
# SDN: control/data plane interaction example



- ① SI, experiencing link failure using OpenFlow port status message to notify controller
- ② SDN controller receives OpenFlow message, updates link status info
- ③ Dijkstra's routing algorithm application has previously registered to be called when ever link status changes. It is called.
- ④ Dijkstra's routing algorithm access network graph info, link state info in controller, computes new routes

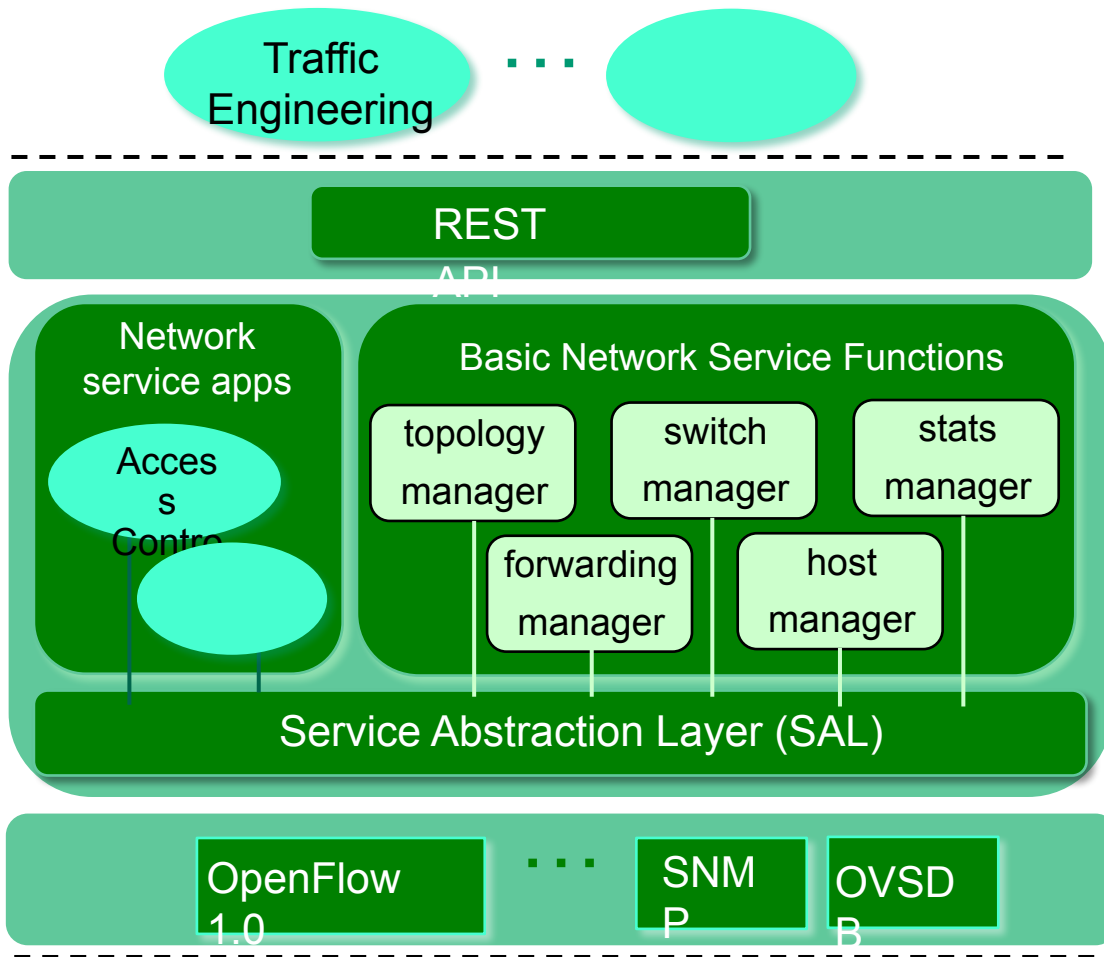


# SDN: control/data plane interaction example

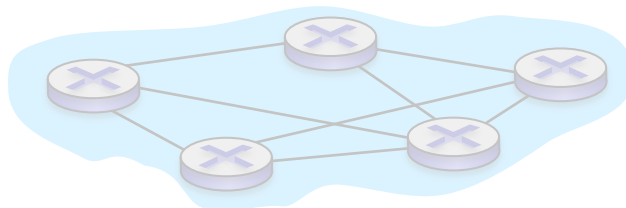


- ⑤ link state routing app interacts with flow-table-computation component in SDN controller, which computes new flow tables needed
- ⑥ Controller uses OpenFlow to install new tables in switches that need updating

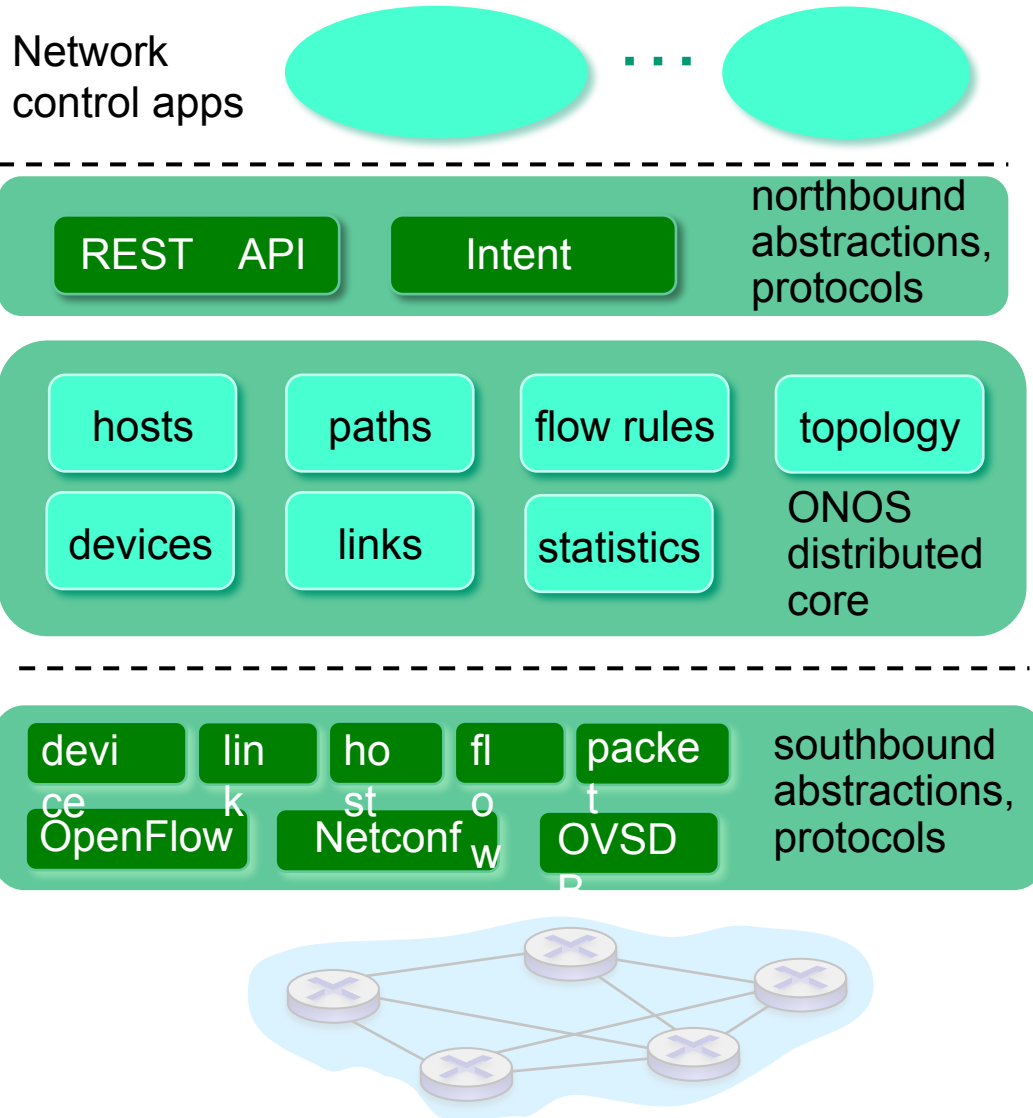
# OpenDaylight (ODL) controller



- ODL Lithium controller
- network apps may be contained within, or be external to SDN controller
- Service Abstraction Layer: interconnects internal, external applications and services



# ONOS controller



- control apps separate from controller
- intent framework: high-level specification of service: what rather than how
- considerable emphasis on distributed core: service reliability, replication performance scaling

# SDN: selected challenges

- hardening the control plane: dependable, reliable, performance-scalable, secure distributed system
  - robustness to failures: leverage strong theory of reliable distributed system for control plane
  - dependability, security: “baked in” from day one?
- networks, protocols meeting mission-specific requirements
  - e.g., real-time, ultra-reliable, ultra-secure
- Internet-scaling

# Chapter 5: outline

5.1 introduction

5.2 routing protocols

- link state
- distance vector

5.3 intra-AS routing in the Internet: OSPF

5.4 routing among the ISPs: BGP

5.5 The SDN control plane

5.6 ICMP: The Internet Control Message Protocol

5.7 Network management and SNMP

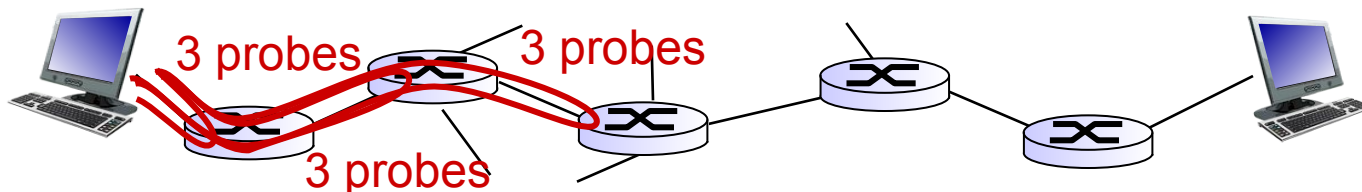
# ICMP: internet control message protocol

- used by hosts & routers to communicate network-level information
  - error reporting: unreachable host, network, port, protocol
  - echo request/reply (used by ping)
- network-layer “above” IP:
  - ICMP msgs carried in IP datagrams
- **ICMP message:** type, code plus first 8 bytes of IP datagram causing error

<u>Type</u>	<u>Code</u>	<u>description</u>
0	0	echo reply (ping)
3	0	dest. network unreachable
3	1	dest host unreachable
3	2	dest protocol unreachable
3	3	dest port unreachable
3	6	dest network unknown
3	7	dest host unknown
4	0	source quench (congestion control - not used)
8	0	echo request (ping)
9	0	route advertisement
10	0	router discovery
11	0	TTL expired
12	0	bad IP header

# Traceroute and ICMP

- source sends series of UDP segments to destination
    - first set has TTL = 1
    - second set has TTL=2, etc.
    - unlikely port number
  - when datagram in  $n$ th set arrives to  $n$ th router:
    - router discards datagram and sends source ICMP message (type 11, code 0)
    - ICMP message include name of router & IP address
  - when ICMP message arrives, source records RTTs
- stopping criteria:*
- UDP segment eventually arrives at destination host
  - destination returns ICMP “port unreachable” message (type 3, code 3)
  - source stops



# Chapter 5: outline

5.1 introduction

5.2 routing protocols

- link state
- distance vector

5.3 intra-AS routing in the Internet: OSPF

5.4 routing among the ISPs: BGP

5.5 The SDN control plane


5.6 ICMP: The Internet Control Message Protocol

**5.7 Network management and SNMP**



# What is network management?

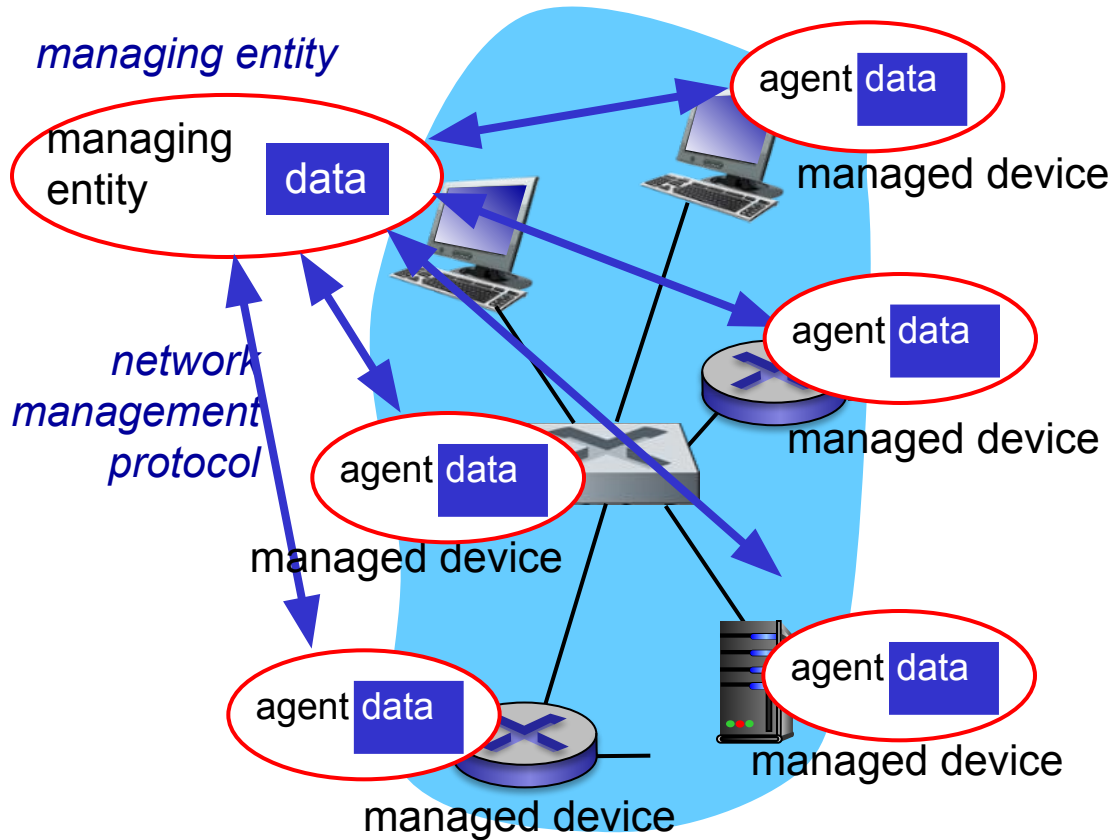
- **autonomous systems (aka “network”)**: 1000s of interacting hardware/software components
- other complex systems requiring monitoring, control:
  - jet airplane
  - nuclear power plant
  - others?



"**Network management** includes the deployment, integration and coordination of the hardware, software, and human elements to monitor, test, poll, configure, analyze, evaluate, and control the network and element resources to meet the real-time, operational performance, and Quality of Service requirements at a reasonable cost."

# Infrastructure for network management

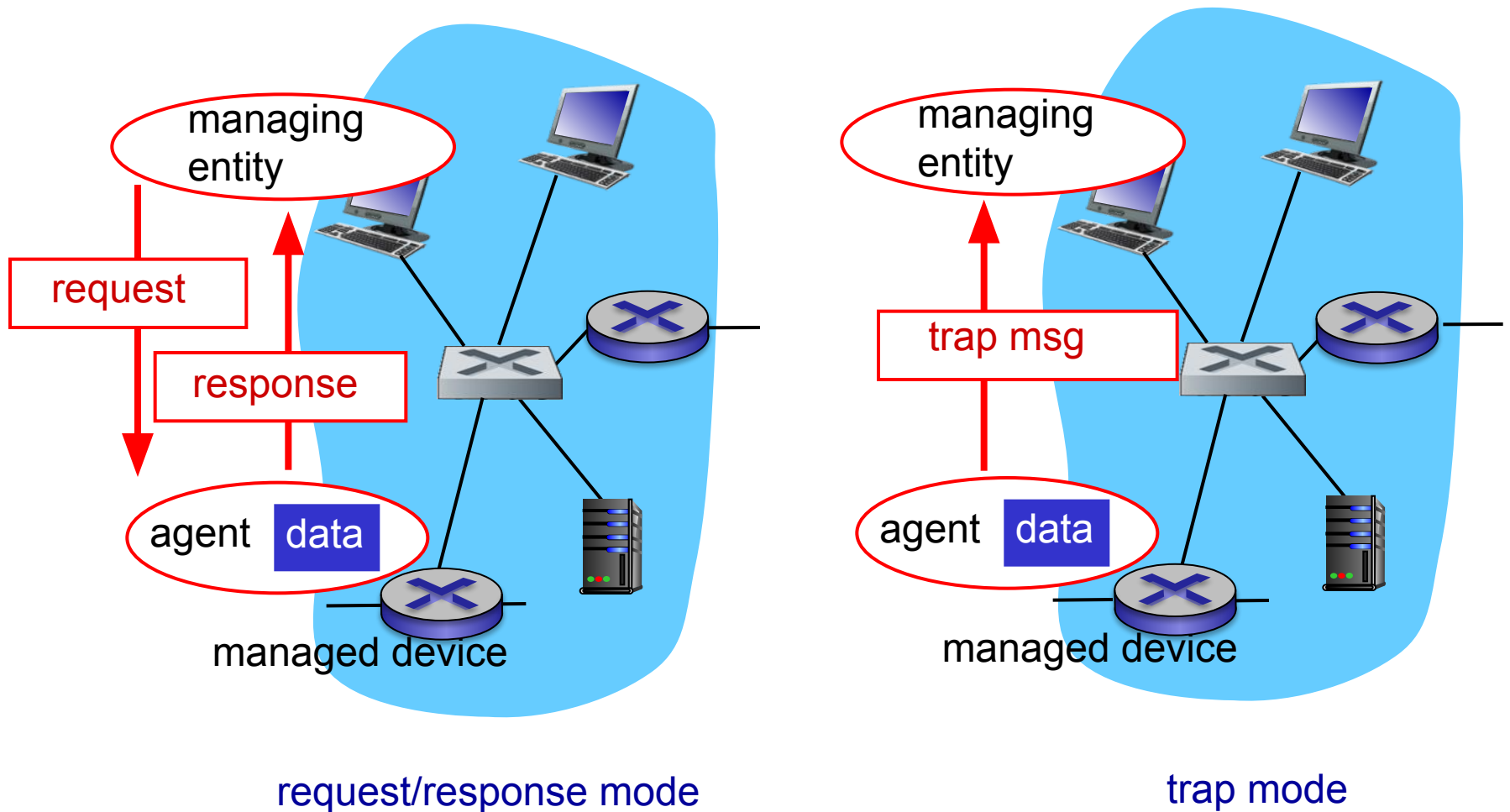
definitions:



*managed devices* contain *managed objects* whose data is gathered into a **Management Information Base (MIB)**

# SNMP protocol

Two ways to convey MIB info, commands:



request/response mode

trap mode

# SNMP protocol: message types

## Message type

## Function

GetRequest  
GetNextRequest  
GetBulkRequest

manager-to-agent: "get me data"  
(data instance, next data in list, block of data)

InformRequest

manager-to-manager: here's MIB value

SetRequest

manager-to-agent: set MIB value

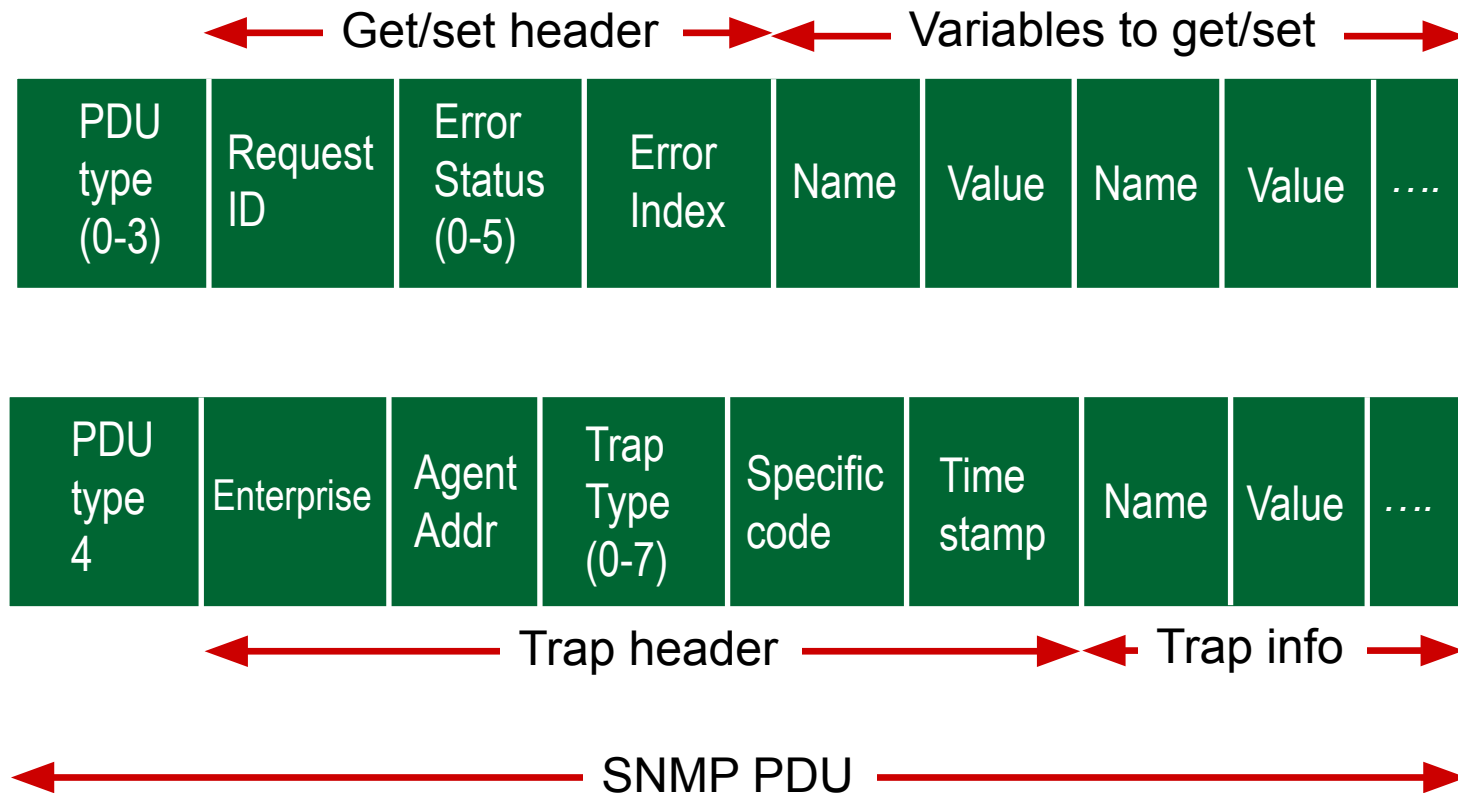
Response

Agent-to-manager: value, response to Request

Trap

Agent-to-manager: inform manager of exceptional event

# SNMP protocol: message formats



*More on network management: see earlier editions of text!*

# Chapter 5: summary

*we've learned a lot!*

- approaches to network control plane
  - per-router control (traditional)
  - logically centralized control (software defined networking)
- traditional routing algorithms
  - implementation in Internet: OSPF, BGP
- SDN controllers
  - implementation in practice: ODL, ONOS
- Internet Control Message Protocol
- network management

*next stop: link layer!*