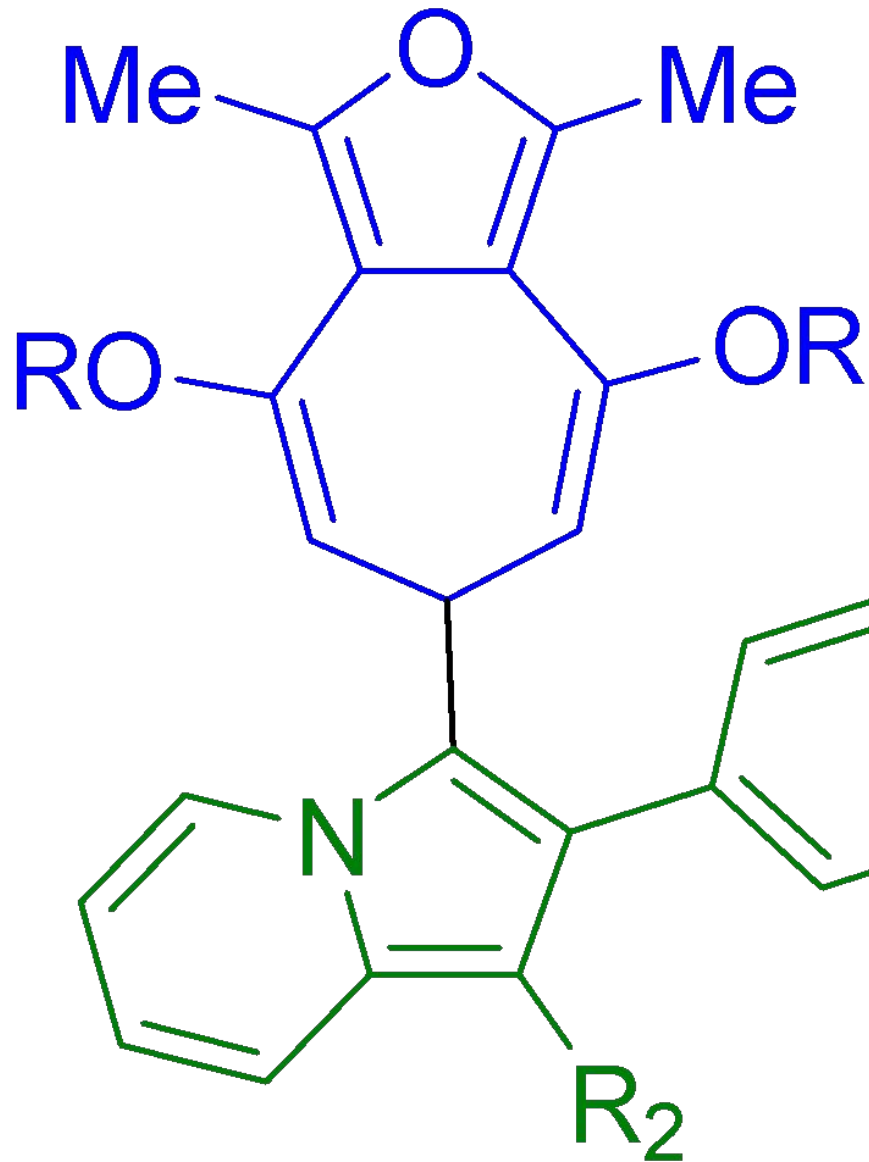


Связь производных
индолизина и трополона
с медициной

- Целевые продукты **не исследованы** на биологическую активность
- Два структурных элемента
- «Элементы» и их производные **обладают активностью**

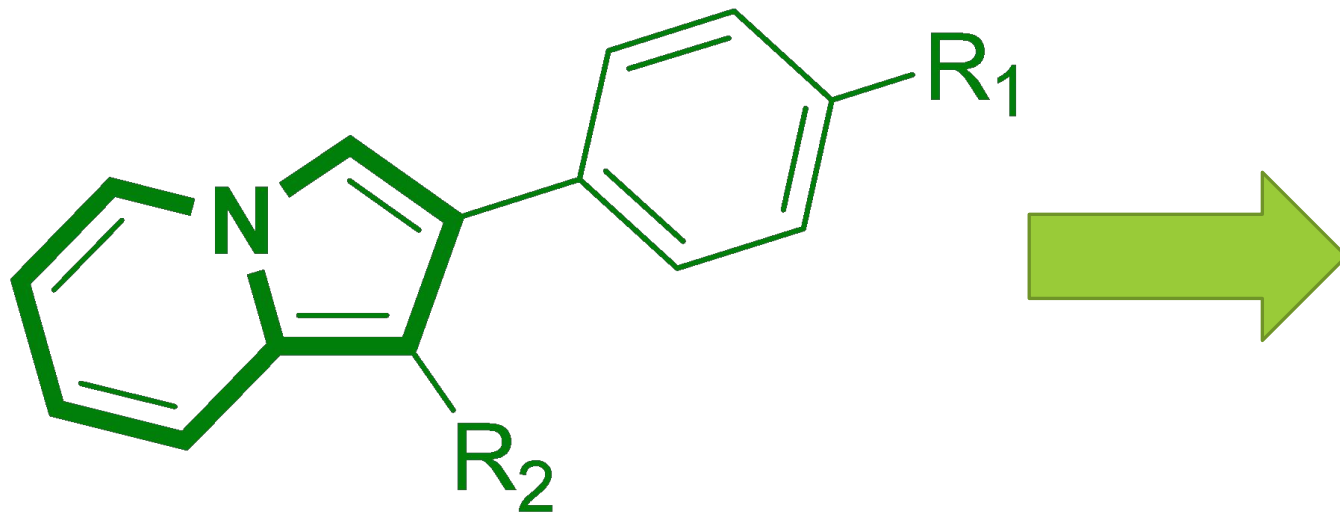


фуротропилий

арилиндолизин

3-(4,8-диалкокси-1,3-диметил-6Н-циклогепта[с]фуран-6-ил)-2-арилметилиндолизины

Индолизиновый фрагмент



- Биологическая активность
- Флуоресценция

Биологическая активность ИНДОЛИЗИНОВ

Противораковая

Противотуберкулезная

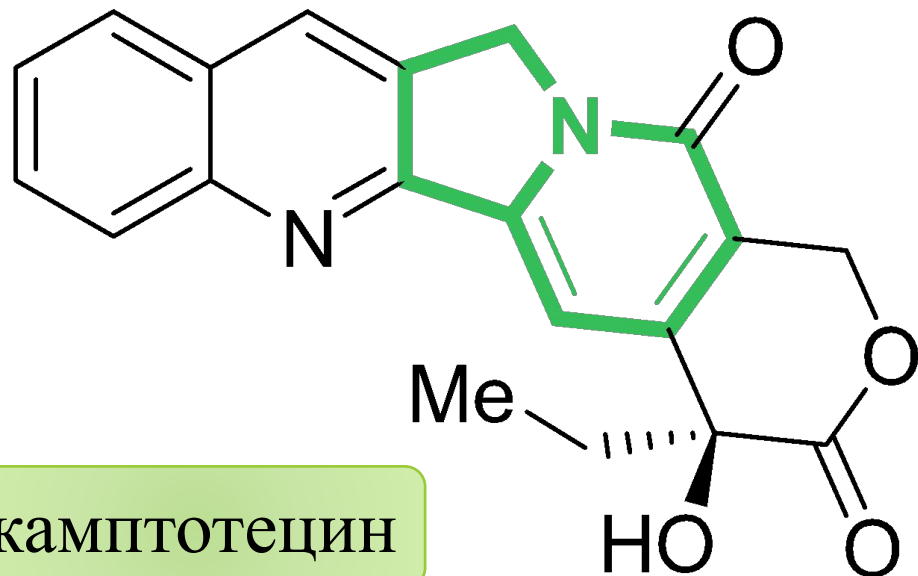
Противомикробная

Противогрибковая

Психические заболевания

Сахарный диабет

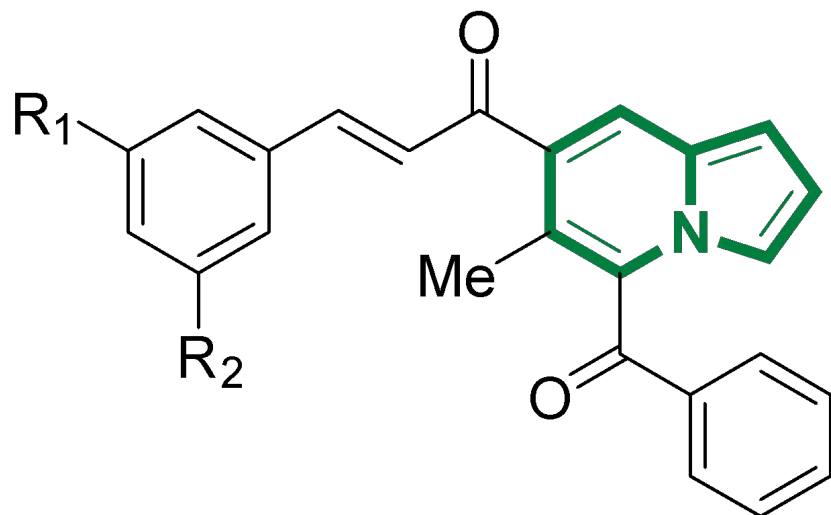
Антимутагенность



камптотецин

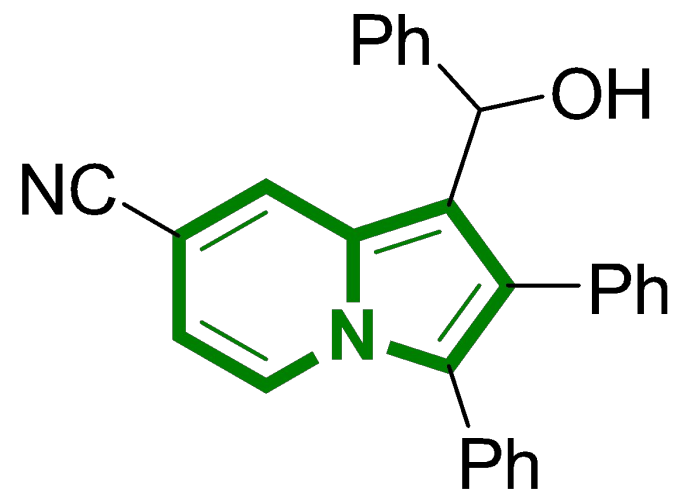
Wall, M.E. Plant antitumor agents 1 The isolation and structure of camptothecin, a novel alkaloidal leukemia and tumor inhibitor from *Camptotheca acuminata* / M. E. Wall, M. C. Wani, C. E. Cook, K. H. Palmer, H. T. McPhail, G. A. Sim // *Journal of the American Chemical Society* – 1966. – V. 88. – P. 3888-3890.

Противораковая активность



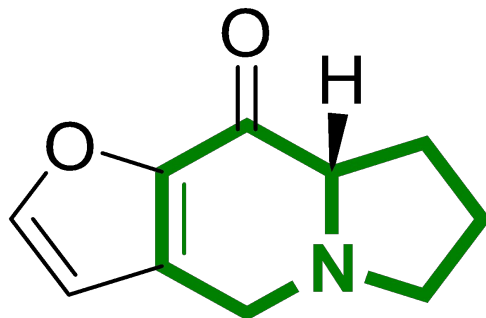
Park, S. Biological evaluation of indolizine-chalcone hybrids as new anticancer agents / S. Park, E. Kim, J. Kim, S. Kim, I. Kim // *European Journal of Medicinal Chemistry* - 2017. – V. 144. – P. 435-443.

Противотуберкулезная активность



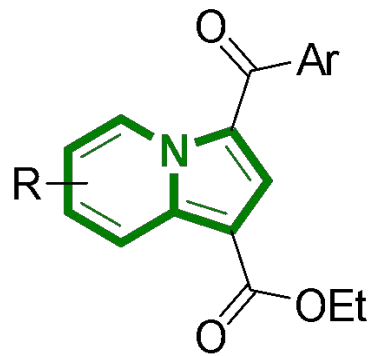
Gundersen, L. L. Antimycobacterial activity of 1-substituted indolizines / L. L. Gundersen, A. H. Negussie, F. Rise, O. B. Ostby // *Archives of Pharmacal Research* – 2003. – V. 336. – P. 191-195.

Антимутагенная активность

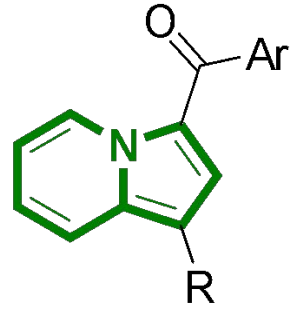


Olejnikova P. Antimicrobial and antimutagenic properties of newly synthesized derivatives of indolizine / P. Olejnikova, L. Birosova, L. Svorc // *Scientia Pharmaceutica* – 2009. – V. 77. – P. 216.

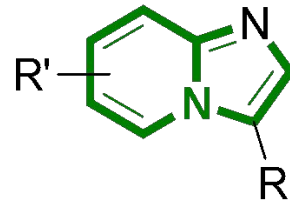
Психические заболевания



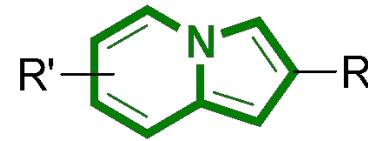
Класс А



Класс В

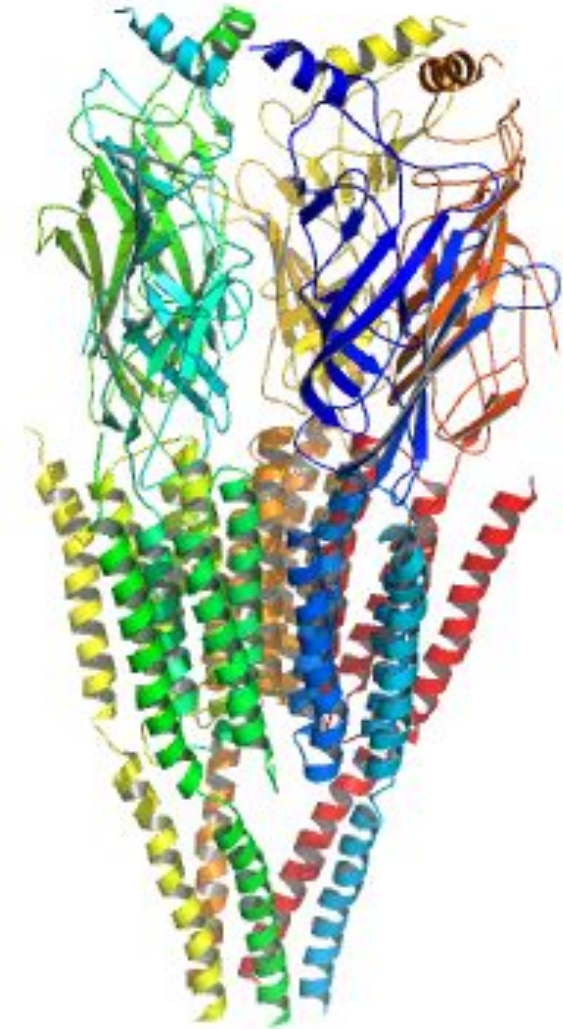


Класс С



Класс D

Xue, Y. Synthesis and Biological Activities of Indolizine derivatives as Alpha-7 nAChR Agonists / Y. Xue, J. Tang, X. Ma, Q. Li, B. Xie, Y. Hao, H. Jin, K. Wang, G. Zhang, L. Zhang, L. Zhang // European Journal of Medicinal Chemistry – 2016. – V.115. – P. 94-108.

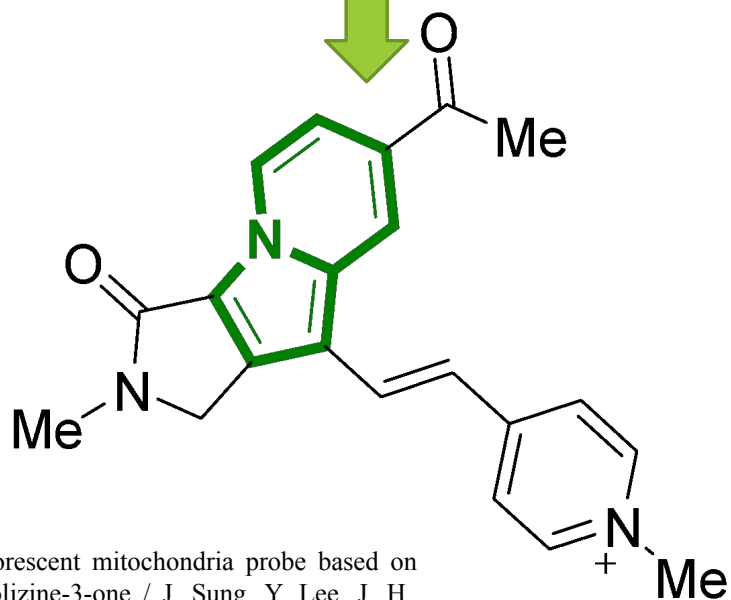


Визуализация никотинового ацетилхолинового рецептора

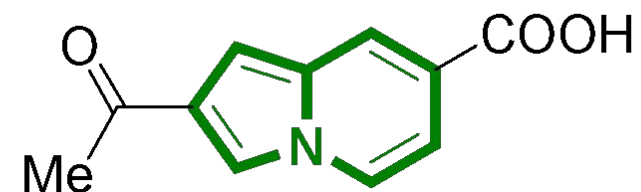
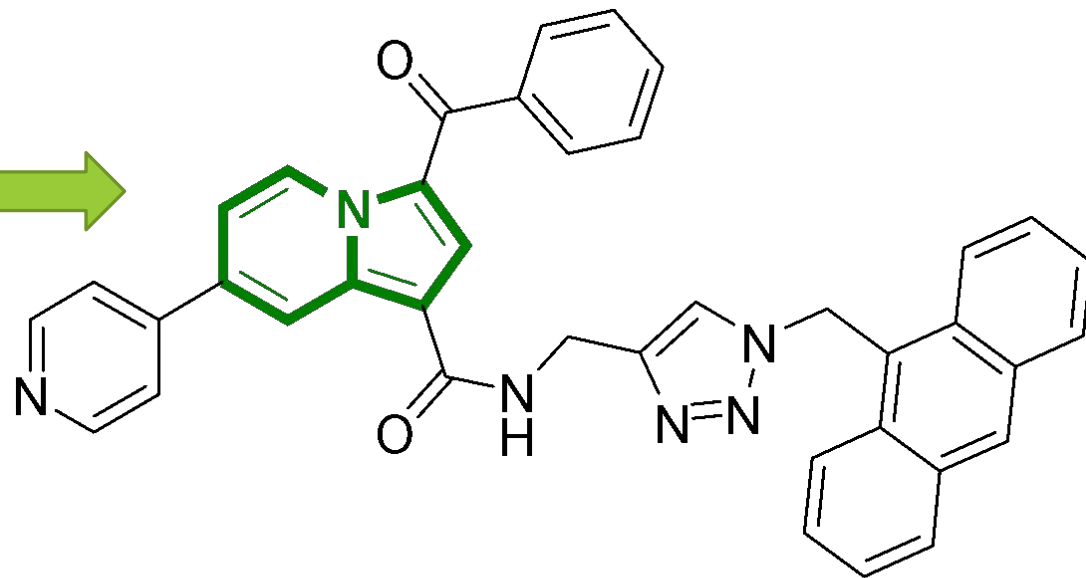
Способность флуоресцировать

Индикатор рН

Окрашивание митохондрий

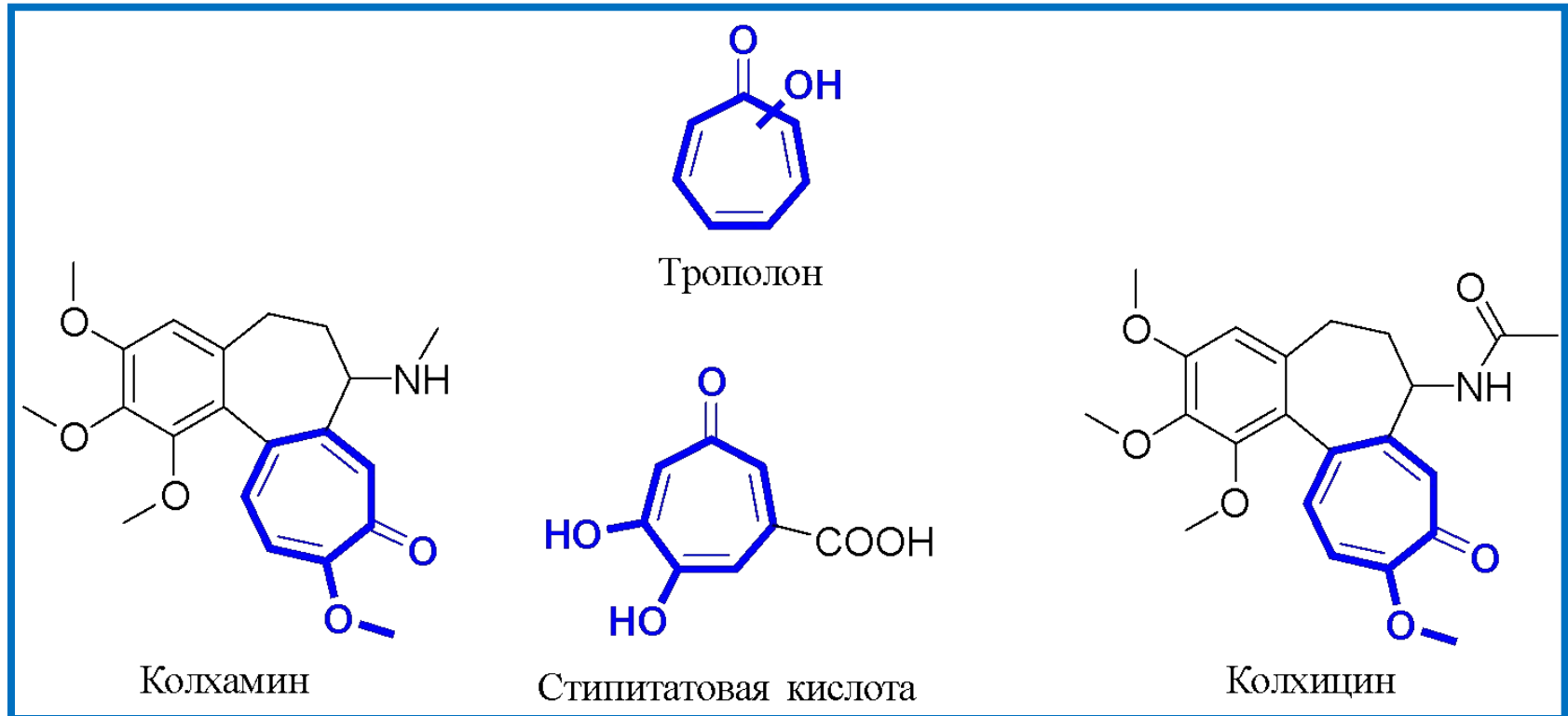
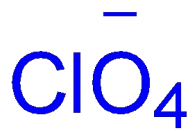
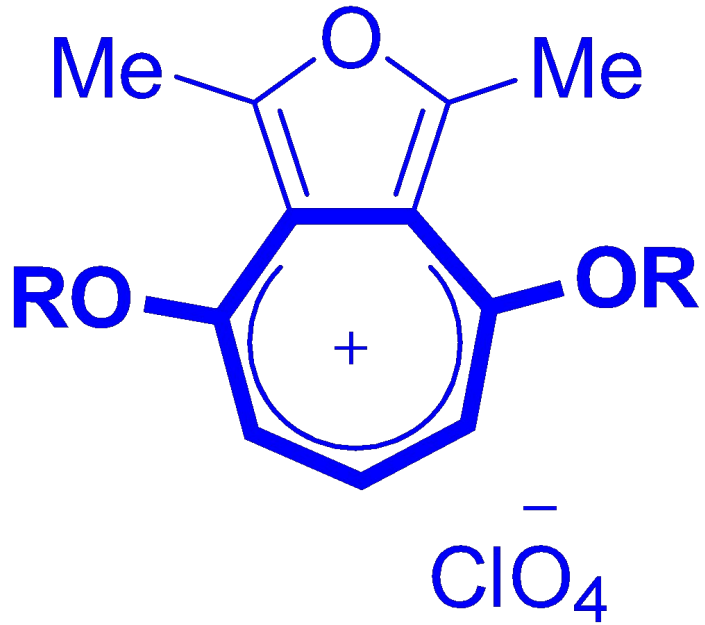


Sung J. Development of fluorescent mitochondria probe based on 1,2-dihydropyrrolo[3,4-b]indolizine-3-one / J. Sung, Y. Lee, J. H. Cha, S. B. Park, E. Kim // *Dyes and Pigments* – 2017. – V. 145. – P. 461-468.

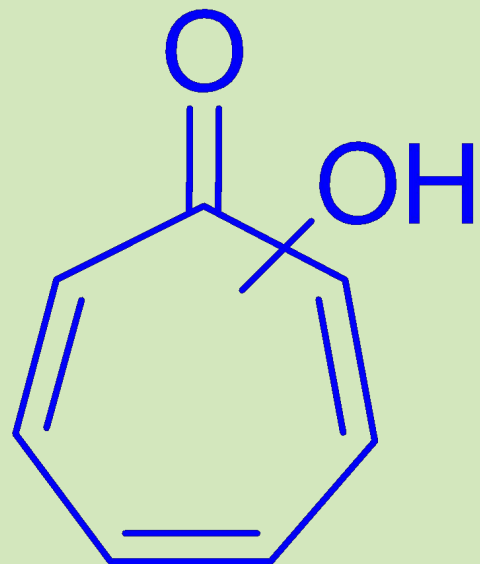


Marangoci N. L. Pyridyl-indolizine derivatives as DNA binders and pH-sensitive fluorescent dyes / N. L. Marangoci, L. Popovici, E. L. Ursu, R. Danac, L. Clima, C. Cojocaru, A. Coroaba, A. Neamtu, I. Mangalagiu, M. Pinteala, A. Rotaru // *Tetrahedron* – 2016. – V. 71. – P. – 8215-8222.

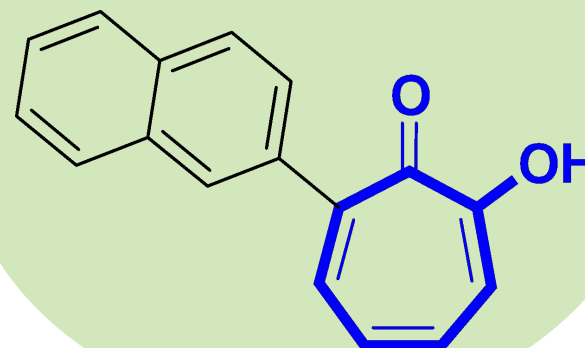
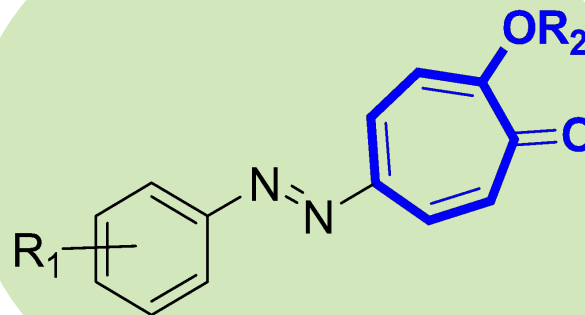
Фуротропилиевый фрагмент



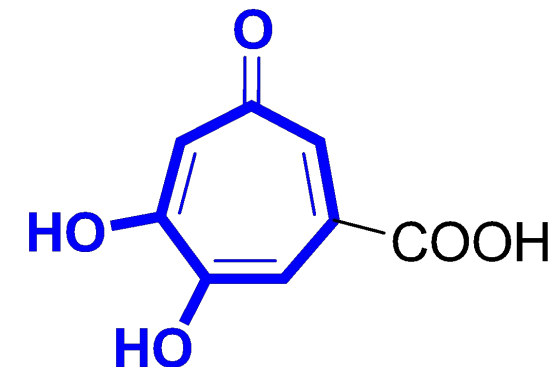
Sato D. Synthesis, structure-activity relationships, and mechanistic studies of 5-arylazo-tropolone derivatives as novel xanthine oxidase (XO) inhibitors / D. Sato, T. Kisen, M. Kumagai, K. Ohta // Bioorganic & Medicinal Chemistry – 2018. – V. 26. – P. 536-542.



Трополон

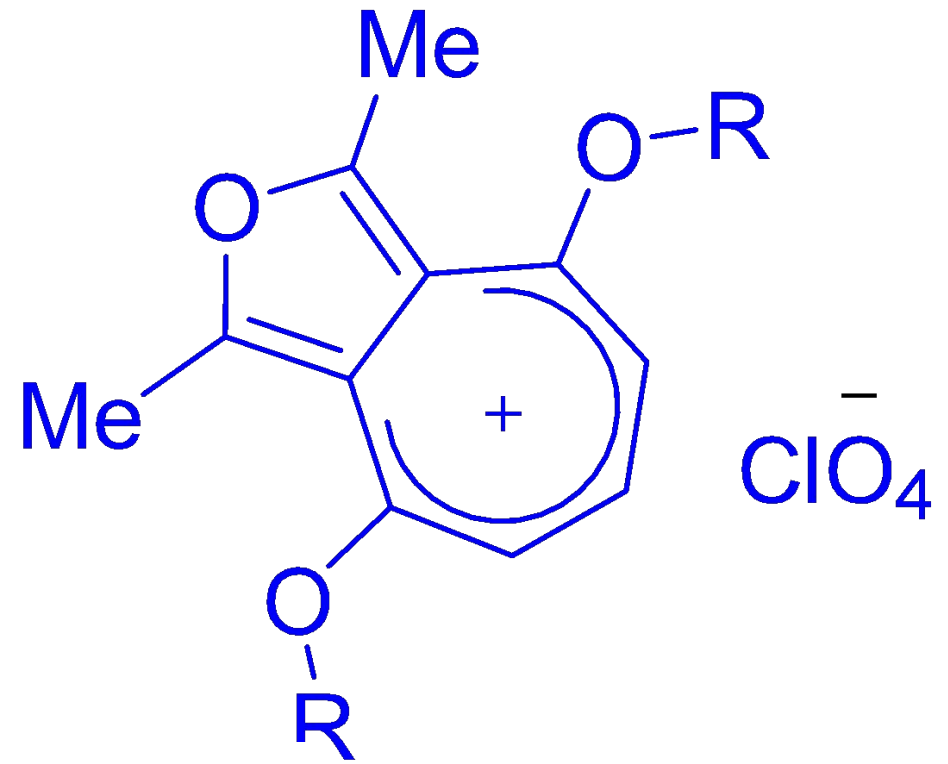
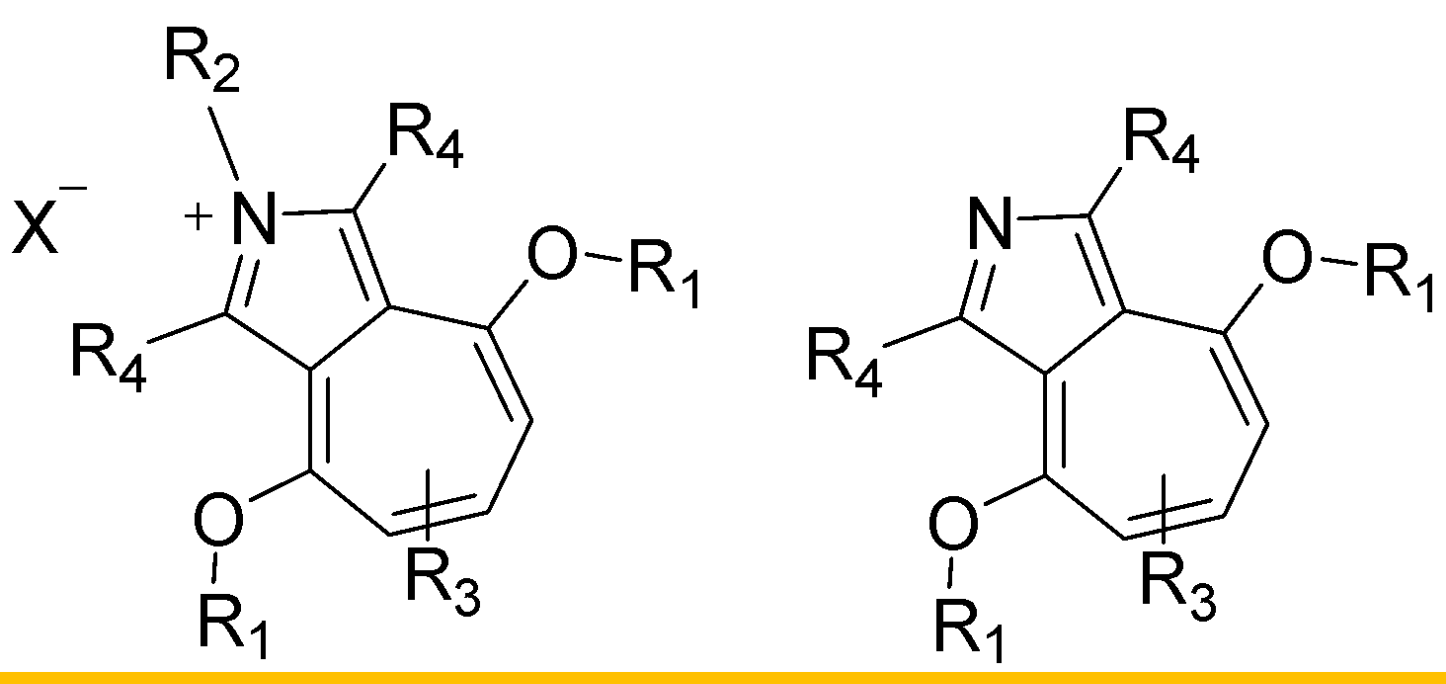


Li J. Novel α -substituted tropolones promote potent and selective caspase-dependent leukemia cell apoptosis / J. Li, E. R. Falcone, S. A. Holstein, A. C. Anderson, D. L. Wright, A. J. Wiemer // Pharmacological Research – 2016. – V. 113 (A). – P. 438-448.



Стипитатовая кислота

N. A. Saleh. Antibacterial Activity of Selected Tropones and Tropolones / N. A. Saleh, A. Zwifak, M. Mordarski, G. Pulverer // Zentralblatt für Bakteriologie, Mikrobiologie und Hygiene. Series A: Medical Microbiology, Infectious Diseases, Virology, Parasitology. – 1988. – V. 270. – P.160-170.



13. A method of treatment of a disease selected from hyperproliferative diseases, autoimmune diseases, and heart diseases by administration of a therapeutically effective amount of a compound according to any of the claims 1-11 or a pharmaceutically acceptable salt or prodrug thereof to a mammal in the need of such treatment.

(12) INTERNATIONAL APPLICATION PUBLISHED UNDER THE PATENT COOPERATION TREATY (PCT)

(19) World Intellectual Property Organization
International Bureau


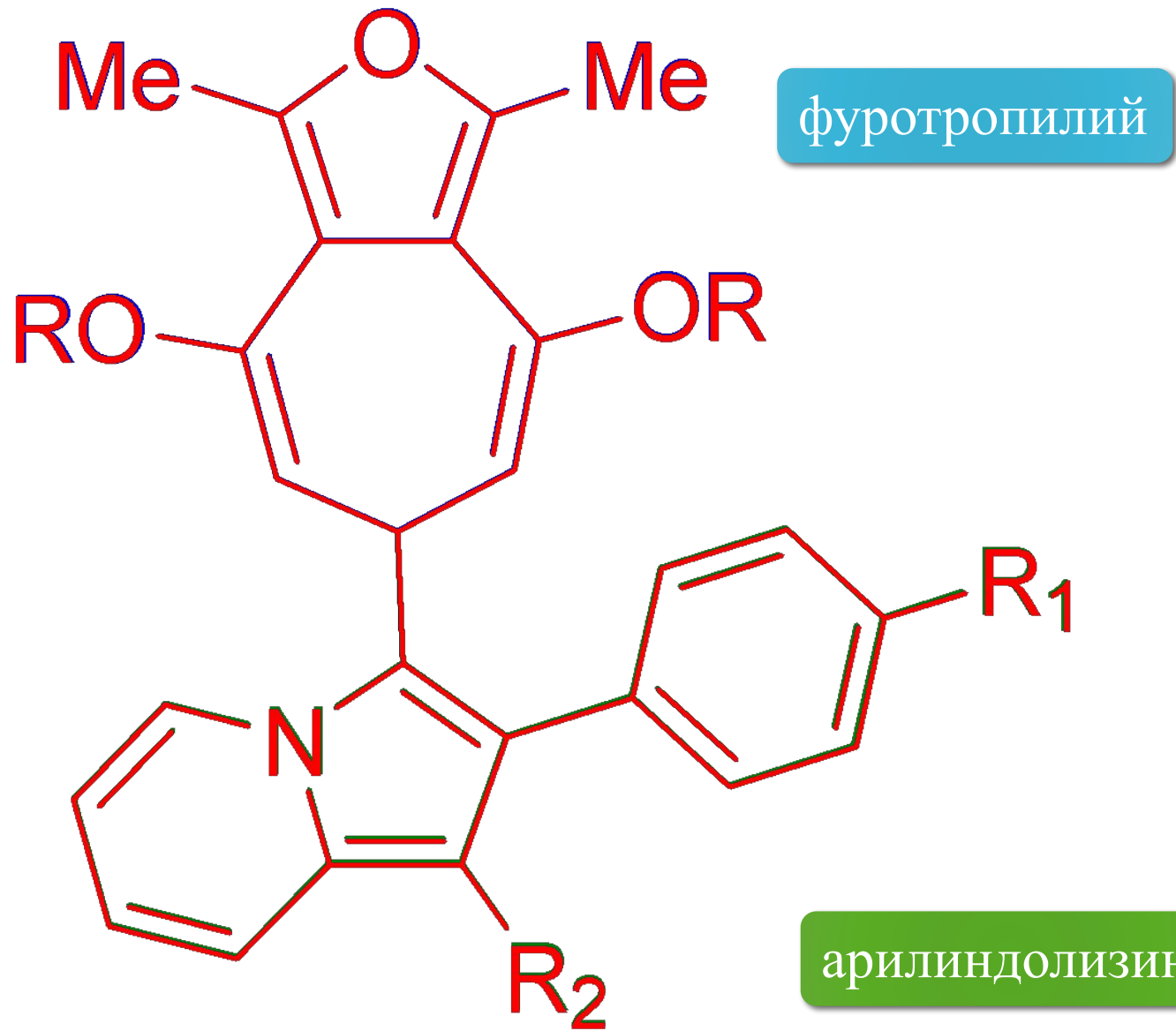


PCT



(43) International Publication Date
6 December 2007 (06.12.2007)

(10) International Publication Number
WO 2007/139499 A1



Могут обладать
биологической
активностью

Спасибо за
внимание!