



# KOREAN Language and Culture

## Prerequisite Courses

2021 Ewha-KOICA Master's Program  
Graduate School of International Studies

August 21 (Sat.) 2021, 09:00-12:00  
Online(ZOOM)

# How are letters created?

Letters within Hangeul consists of the following form: 'vowel', 'consonant + vowel', 'consonant + vowel + consonant'. The consonant that comes after the vowel in the form 'consonant + vowel + consonant' is called 'Batchim', which refer to consonant bases.

How to form letters	examples
vowel	○ + ㅏ → 아
consonant + vowel	ㄱ + ㅏ → 가
consonant + vowel + consonant	ㅎ + ㅏ + ㄴ → 한



# Consonants

# Hangeul?

# Vowels

21 vowels = 10 basic vowels + 11 double vowels

# Monophthon

$\vdash$     $\equiv$     $\perp$     $\pi$     $\mathbb{H}$     $\mathbb{H}$

⊥<sub>1</sub>   ⊥<sub>2</sub>   7<sub>1</sub>   7<sub>2</sub>   —

## Diphthong

# Consonants

19 consonants = 14 basic consonants + 5 double consonants

7 2 0 8 人

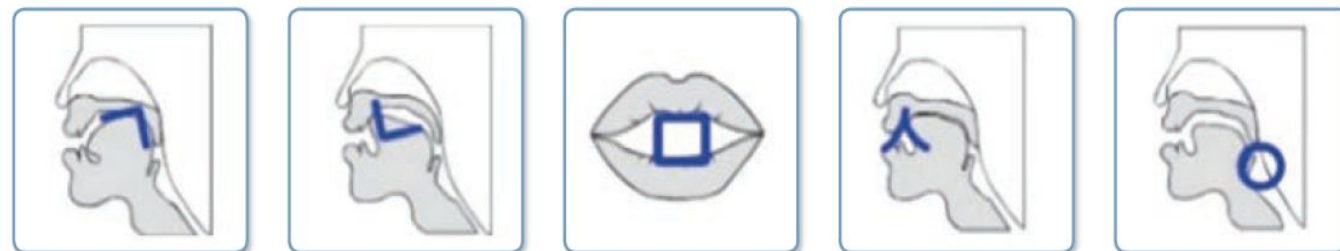
○ 天 天 天 天 天 天 天

ㄱ ㅋ ㆁ ㄷ ㅌ ㄴ

# Consonants


The consonants are based on the shape of the vocal organs. The lips, throat, tongue, gums and teeth were used to form the shape, and this was to help remember the pronunciation. The principles were based on the first five consonants (ㄱ, ㄴ, ㄷ, ㄹ, ㅁ). The first sound 'ㄱ' refers to the shape of the root of the tongue blocking the throat. 'ㄴ' refers to the tongue stuck to the inner gums.

'ㄷ' refers to the shape of the lips, 'ㄹ' refers to the shape of a tooth, and 'ㅁ' refers to the shape of the throat.



By adding a stroke to these basic consonants, we can form letters with stronger pronunciation.






Moreover, by adding the same letter, we can also c



## Basic consonants

ㄱ	ㄴ	ㄷ	ㄹ	ㅁ	ㅂ	ㅅ
ㅇ	ㅈ	ㅊ	ㅋ	ㅌ	ㅍ	ㅎ

# # the shapes of the vocal organs (the lips, throat, tongue, gums and teeth)

Vocal Organ					
Basic Letters	ㄱ	ㄴ	ㅇ	ㄷ	ㅇ
Letters with Added Strokes		ㄷ	ㅁ	ㅌ	
	ㅋ	ㅌ	ㅍ	ㅊ	ㅎ
Stacked Writing	ㄱ	ㄷ	ㅁ	ㅌ/ㅊ	
Variant Letter		ㄱ			





# Consonants

14 basic consonants

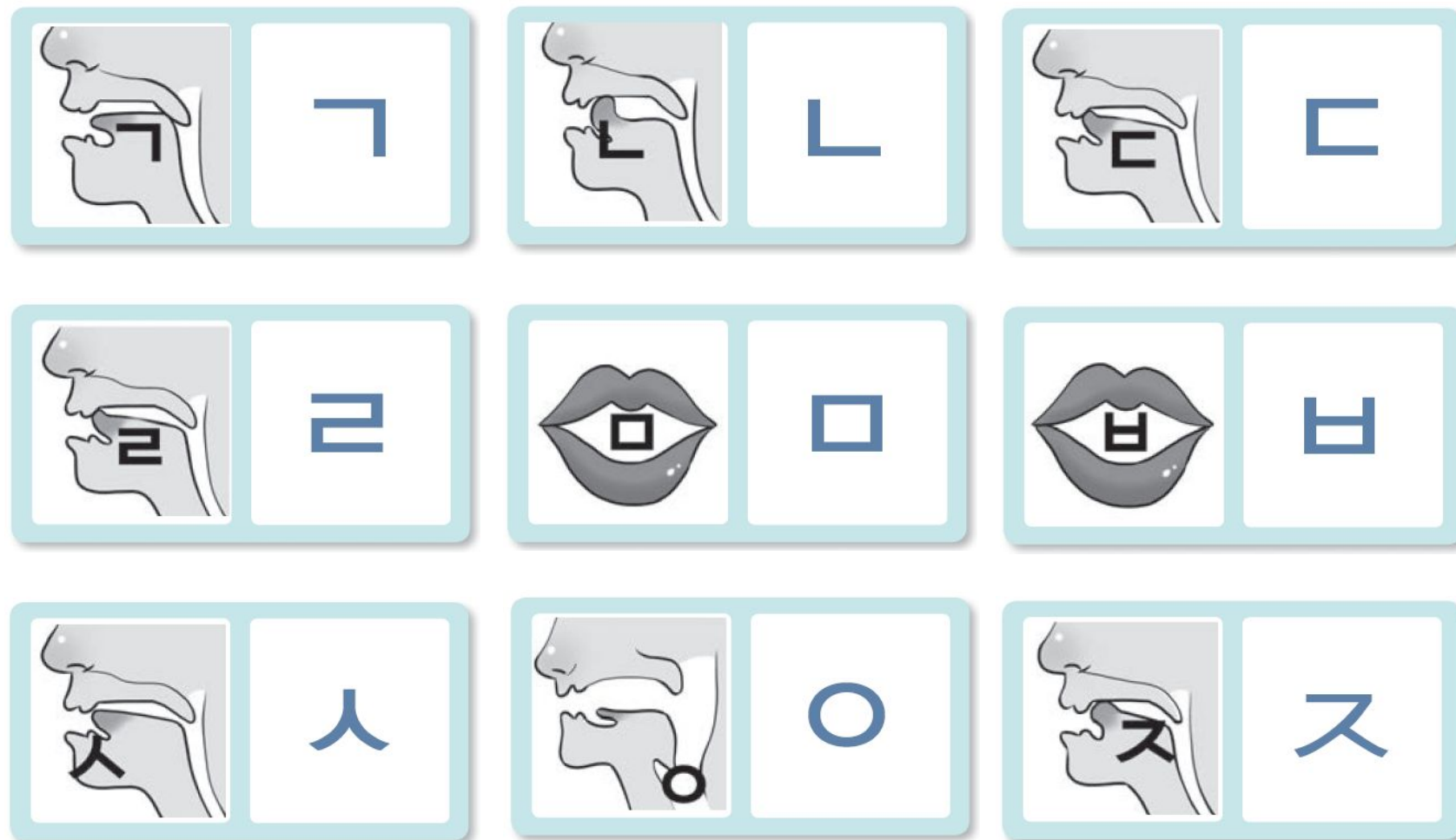
ㄱ, ㄴ, ㄷ, ㄹ, ㅁ, ㅂ, ㅅ, ㅇ,  
ㅈ

ㅊ, ㅋ, ㆁ, ㆅ, ㆆ

5 double consonants

ㄲ, ㄴㄴ, ㅃ, ㅆ, ㅈㄲ

Practice with vowel 'ㅏ'





# Let's practice writing

# Write in the correct stroke order

ㄱ		ㄱ			
ㄴ		ㄴ			
ㄷ		ㄷ			
ㄹ		ㄹ			
ㅁ		ㅁ			
ㅂ		ㅂ			
ㅅ		ㅅ			
ㅇ		ㅇ			
ㅈ		ㅈ			
ㅊ		ㅊ			
ㅋ		ㅋ			
ㆁ		ㆁ			
ㅅ		ㅅ			
ㅇ		ㅇ			
ㅈ		ㅈ			
ㅊ		ㅊ			
ㅋ		ㅋ			
ㆁ		ㆁ			



# Consonants

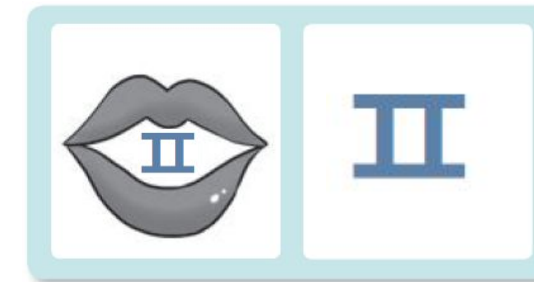
14 basic consonants

ㄱ, ㅋ, ㆁ, ㄷ, ㅌ, ㄴ, ㄹ, ㅁ, ㅂ, ㅅ, ㅇ,  
ㅈ

ㅊ, ㅋ, ㆁ, ㅍ, ㅎ

5 double consonants

ㄲ, ㄸ, ㅃ, ㅆ, ㅉ



**Tip Let's find out!**  
The following are consonants that let out a lot of air when pronounced. Practice by putting your hand or tissue in front of your mouth and check how much air comes out while pronouncing the consonants.

Practice with vowel 'ㅏ'

# Let's practice writing



# Write in the correct stroke order

ㅊ		ㅊ		
ㅋ		ㅋ		
ㅌ		ㅌ		
표		표		
ㅎ		ㅎ		



	ㄱ	ㄴ	ㄷ	ㄹ	ㅁ	ㅂ	ㅅ	ㅇ	ㅈ	ㅊ	ㅋ	ㅌ	ㅍ	ㅎ
ㅏ	가	나	다	라	마	바	사	아	자	차	카	타	파	하
ㅑ	갸	냐	댜	랴	먜	뵤	샤	야	쟈	챤	카	타	파	햐
ㅓ	거	너	더	러	머	버	서	어	저	처	커	터	퍼	허
ㅕ	겨	녀	뎌	려	며	뵤	셔	여	져	쳐	켜	터	퍼	혀
ㅗ	고	노	도	로	모	보	소	오	조	초	코	토	포	호
ㅛ	교	뇨	됴	료	묘	뵤	쇼	요	쵸	쵸	쿄	토	표	효
ㅜ	구	누	두	루	무	부	수	우	주	추	쿠	투	푸	후
ㅠ	규	뉴	듀	류	뮤	뷰	슈	유	쥬	쥬	큐	투	푸	휴
ㅡ	그	느	드	르	므	브	스	으	즈	츠	크	트	프	흐
ㅣ	기	니	디	리	미	비	시	이	지	치	키	티	피	히

	ㄱ	ㄴ	ㄷ	ㄹ	ㅁ	ㅂ	ㅅ	ㅇ	ㅈ
ㅏ									
ㅑ									
ㅓ									
ㅕ									
ㅗ									
ㅛ									
ㅜ									
ㅠ									
ㅡ									
ㅣ									

	ㄴ	ㄷ	ㄹ	ㅁ	ㅇ
ㅏ					
ㅑ					
ㅓ					
ㅕ					
ㅗ					
ㅛ					
ㅜ					
ㅠ					
ㅡ					
ㅣ					

# Vocabulary



구두



나무



모자



머리



바다



버스



시계



야구



# Vocabulary



기차



티셔츠



피아노



해



# Consonants

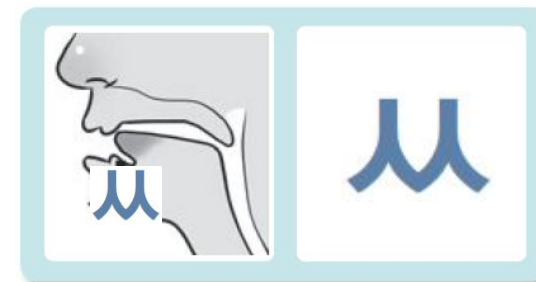
14 basic consonants

ㄱ, ㅋ, ㆁ, ㄷ, ㄸ, ㄴ, ㄹ, ㅁ, ㅂ, ㅅ, ㅇ,  
ㅈ

ㅊ, ㅋ, ㆁ, ㅍ, ㅎ

5 double consonants

ㄲ, ㄷㄷ, ㅂㅂ, ㅅㅅ, ㅈㅈ



Practice with vowel 'ㅏ'

**Tip** Let's find out!

The following consonants do not let out any air when pronounced. Compared to the other consonants, the pitch is also high. Practice pronouncing by adding force to your throat.



# Let's practice writing

# Write in the correct stroke order

丌		丌		
𠂇		𠂇		
𠂈		𠂈		
从		从		
𠂉		𠂉		

	ㄲ	ㄴ	ㄷ	ㄹ	ㅁ
ㅏ					
ㅑ					
ㅓ					
ㅕ					
ㅗ					
ㅛ					
ㅜ					
ㅠ					
ㅡ					
ㅣ					

# Vocabulary



토끼



쓰레기



머리띠



뿌리

# Let's practice together

With a friend, practice making shapes of the consonants using your fingers.





# Let's practice together

Practice consonant (2) using a tissue, and guess which consonant it is with a friend.



\*Notice how the tissue moves.