

(Please Write Your App Title)

Submission Date	<i>YYYY / MM / DD</i>
App Ver.	<i>X. X. X</i>
App Developer	<i>Name:</i> <i>E-mail address:</i>

Table of Contents

1. Basic Information
2. Document History
3. Page Description (Guideline)
4. Detailed Login Information
5. Main Page Description
6. Sub Page Description
7. Paid Content
8. In-App Ad

1. Basic Information

Category	Items	Input (By Developer)	Example
App Information	App Title		
	Category		Entertainment / Game / Life
	File Type		Web / Adobe Flash / Native App
	Optimized Resolution		1280*720 / 1910*1080
	Service Area Information		Global / KR, US
	App Service Language		English, Spanish
	Geo-IP Block		Yes / No
	SDK Version		NetCast (XX. XX. XXX) / webOS (X. X. X)
	In-App Ad		Banner AD / AVOD / Not Applicable
	Paid Content		Transaction / Subscription / Not Applicable
	Sound (For Game Type)		BGM (Yes / No), Sound Effect (Yes / No)
Test Information	Service URL (For Web Type)		URL for LG Smart World/LG Content Store
	Test URL (For Web Type)		URL only for QA (If necessary, please attach a test .ipk file to Test IPK File or Test URL section at LG Seller Lounge)
	Service Platform		NetCast / webOS

Notes

1. Correct and detailed Basic Information required for App QA.
2. If you indicate Geo-IP Blocking as "Yes" you must white list the range of IPs required by the QA Team for testing. Please request the range of IPs to white list through the LG Seller Lounge 1:1 Inquiry.
3. You can use a 3rd party billing system for Paid Content. You shall be aware that you are liable for all claims arising from the use of a 3rd party billing system.
4. You can monetize your application with in-app advertising services with a 3rd party ad platform.
Seller shall not violate LG's content guideline and will be solely responsible for any claims from violation of the content guideline.
5. Game apps: If there is sound, detailed description of the BGM / Sound Effects, etc. is required.
6. Even though there may be no payment process within the app itself, having any related payment process outside the app such as paying on the app's website, converting to a paid account, etc., will categorize the app as having Paid Content. If this is the case for your app, add detailed guidelines regarding the app's paid content on the UX Scenario document, and mark the Paid Content option as "Transaction" or "Subscription" on the LG Seller Lounge. You can also mark the both options together.

2. Document History

No.	Sent	Version	File Name	Contents
1	DD.MM.YYYY	1.0.0	UX Scenario	Initial document

3. Page Description (Guideline)

1. (Write Menu Title Here)

- Place your app's display image.
- Use unique number to indicate each menu or UI button correctly.
- Write the description on each menu or UI button of number at the right-side table.
- Next pages show examples with sample images and texts.

Description	
1	Description for Number 1 button
2	Description for Number 2 button
3	Description for Number 3 button
4	Description for Number 4 button
5	Description for Number 5 button

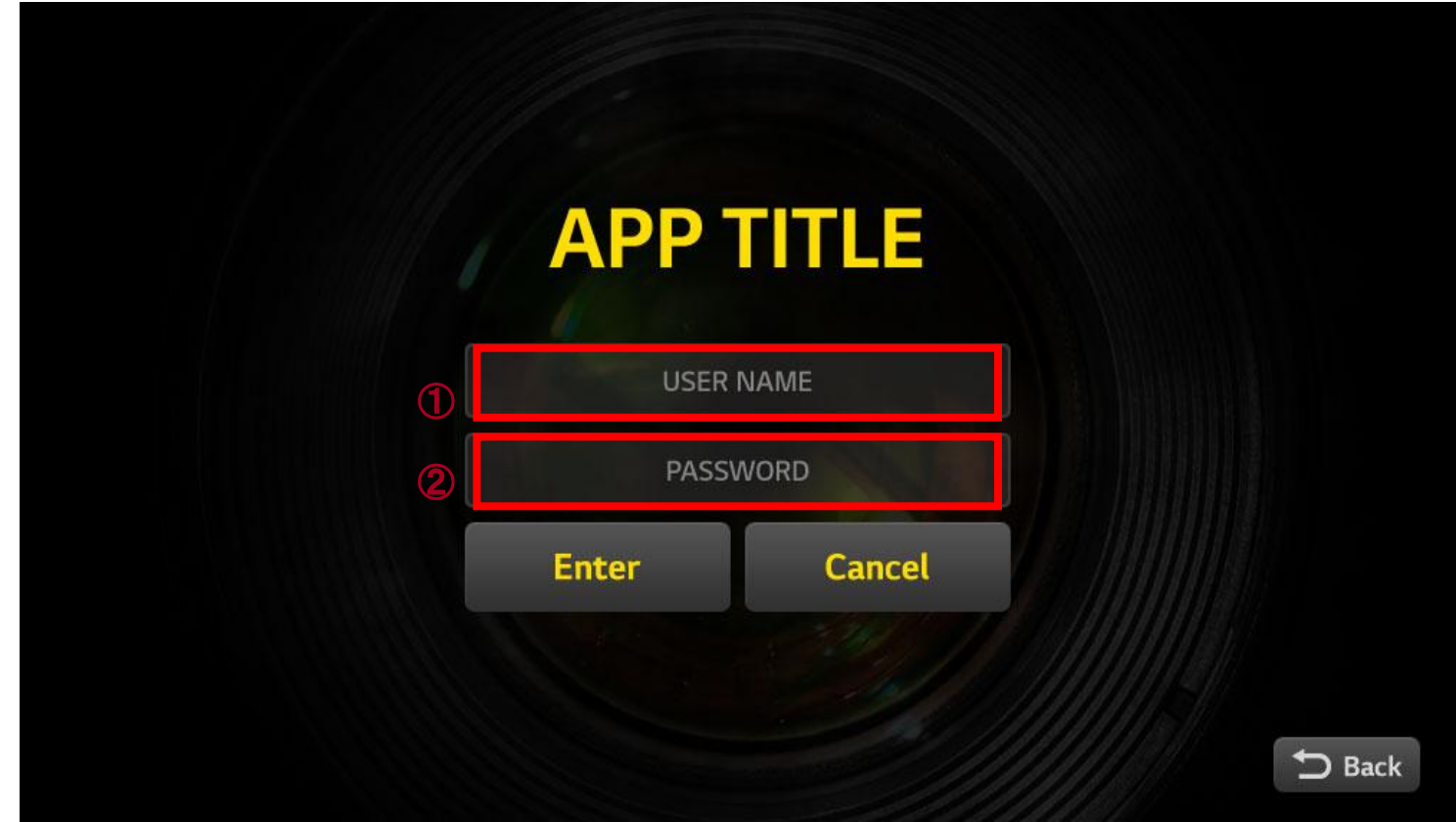
Detailed Information

-Please write the detailed information for the above image here, if needed.

***Note**

- Description of each UI button's function and location is required for better understanding, especially for non-English apps.

4. Detailed Login Information



Description	
1	Input field for ID
2	Input field for password
Test Accounts (ID / PW)	
1	ID () / PW ()
2	ID () / PW ()
3	ID () / PW ()
Activation Codes	
1	
2	
3	

Detailed Information


- Either Access Activation Codes or Account Information (ID/PWD) is required to test an app.

*Note

- If each test account can access per device (not multiple devices), please provide a minimum of 20 test accounts or activation codes to proceed QA.
- If a limit exists to sync each account to the multiple devices, please provide a further guide with detailed instruction to unlock the access limit.

5. Main Page Description

1. Start Page



Description	
1	Displaying the app title
2	UI button to “Start” the app
3	Move to previous page

Detailed Information


- Please write the detailed information for the above image here, if needed.

*Note

- Description of each UI button’s function and location is required for better understanding, especially for non-English apps.

5. Main Page Description

2. Main Page



Description	
1	Displaying the app title
2	Move to previous page

Detailed Information

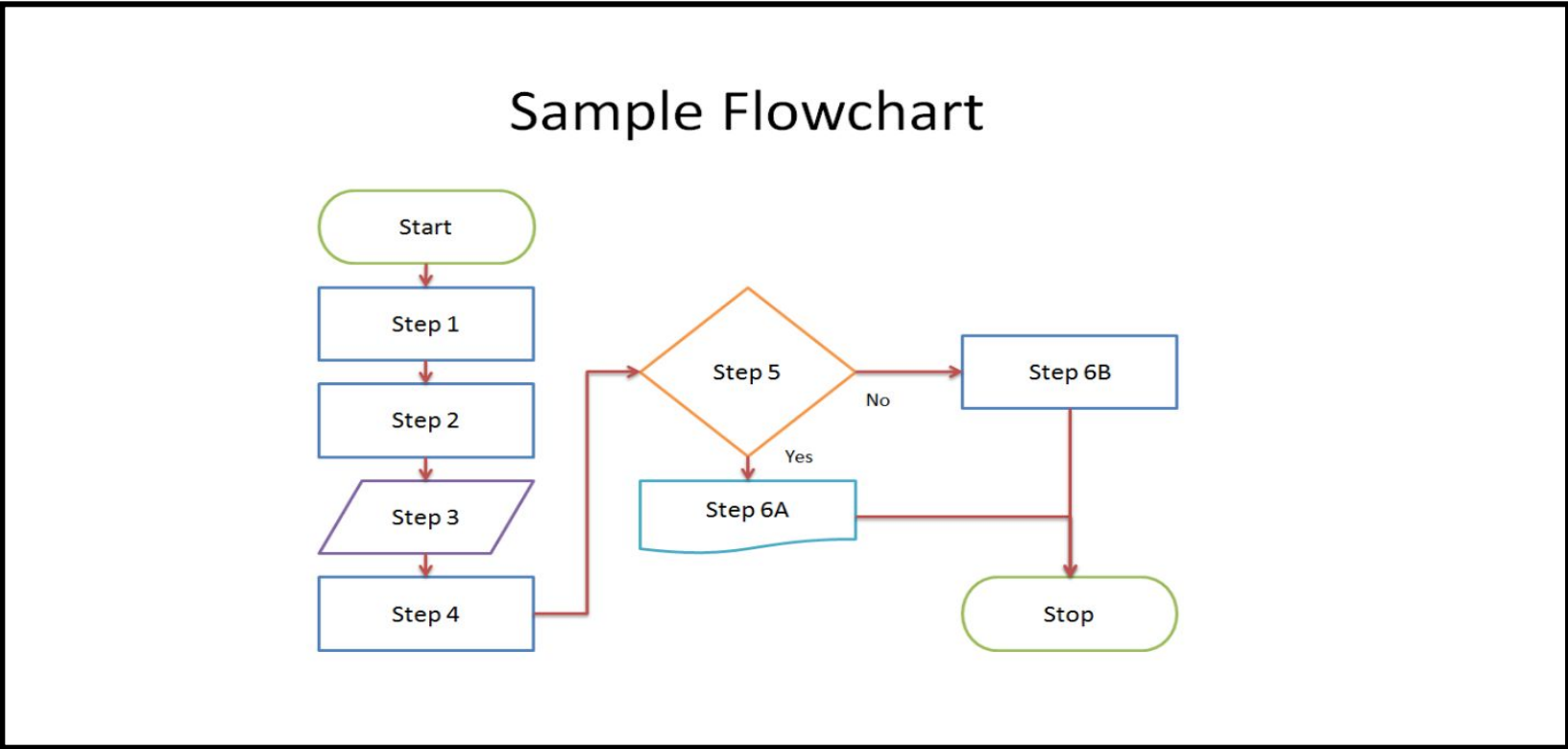
- Please write the detailed information for the above image here, if needed.

*Note

- Description of each UI button's function and location is required for better understanding, especially for non-English apps.

6. Sub Page Description

1. Flow Chart(Optional)



Detailed Information


- Please write the detailed information for the above image here, if needed.

*Note

- This page is added for better understanding for sub page’s location and movement during QA.

6. Sub Page Description

2. Sub Menu



Description

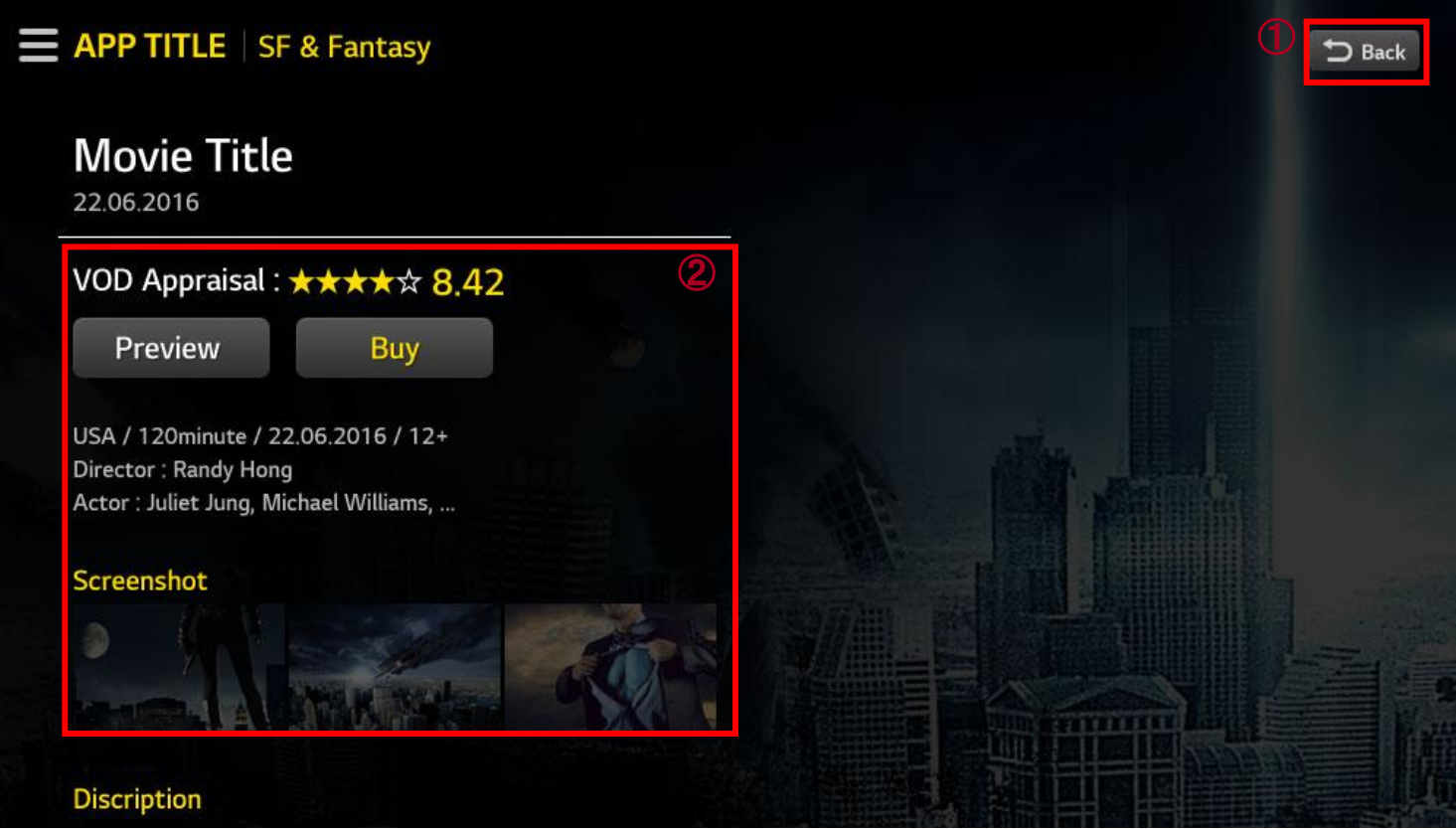
1	Move to previous page
2	Move to each content

Detailed Information

- Please write the detailed information for the above page here, if needed.

6. Sub Page Description

3. Sub Page



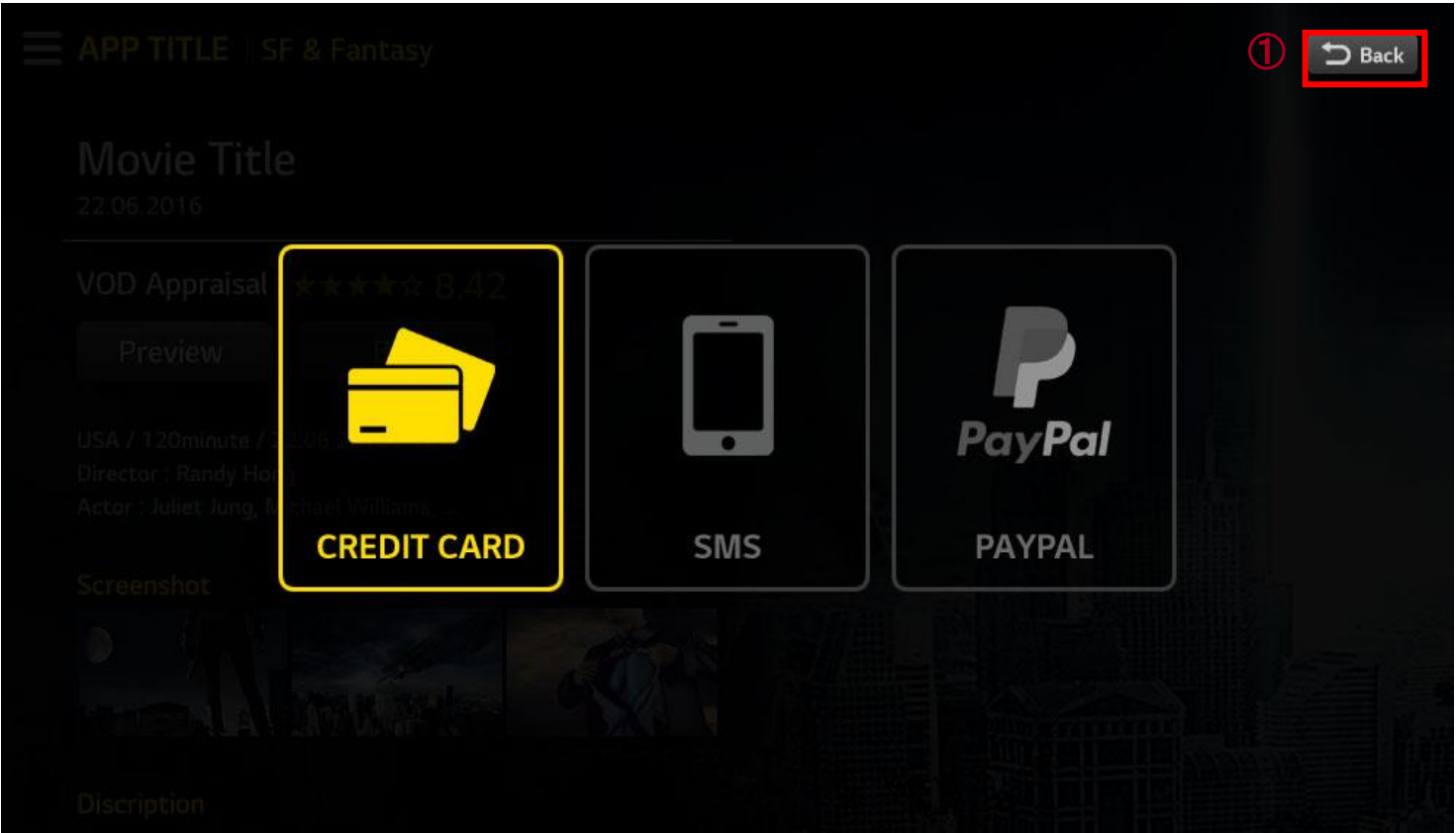
Description

1	Move to previous page
2	Move to each content

Detailed Information

- Please write the detailed information for the above page here, if needed.

7. Paid Content



Description

1	Move to previous page
2	Add detailed information in each payment method. (e.g. Credit Card, SMS, PayPal)

3	
4	

Test Credit Cards (Mandatory)

1	Card No. / Expiry date / CVC
2	Card No. / Expiry date / CVC

Test Voucher Codes (Mandatory)

1	
2	
3	

Detailed Information

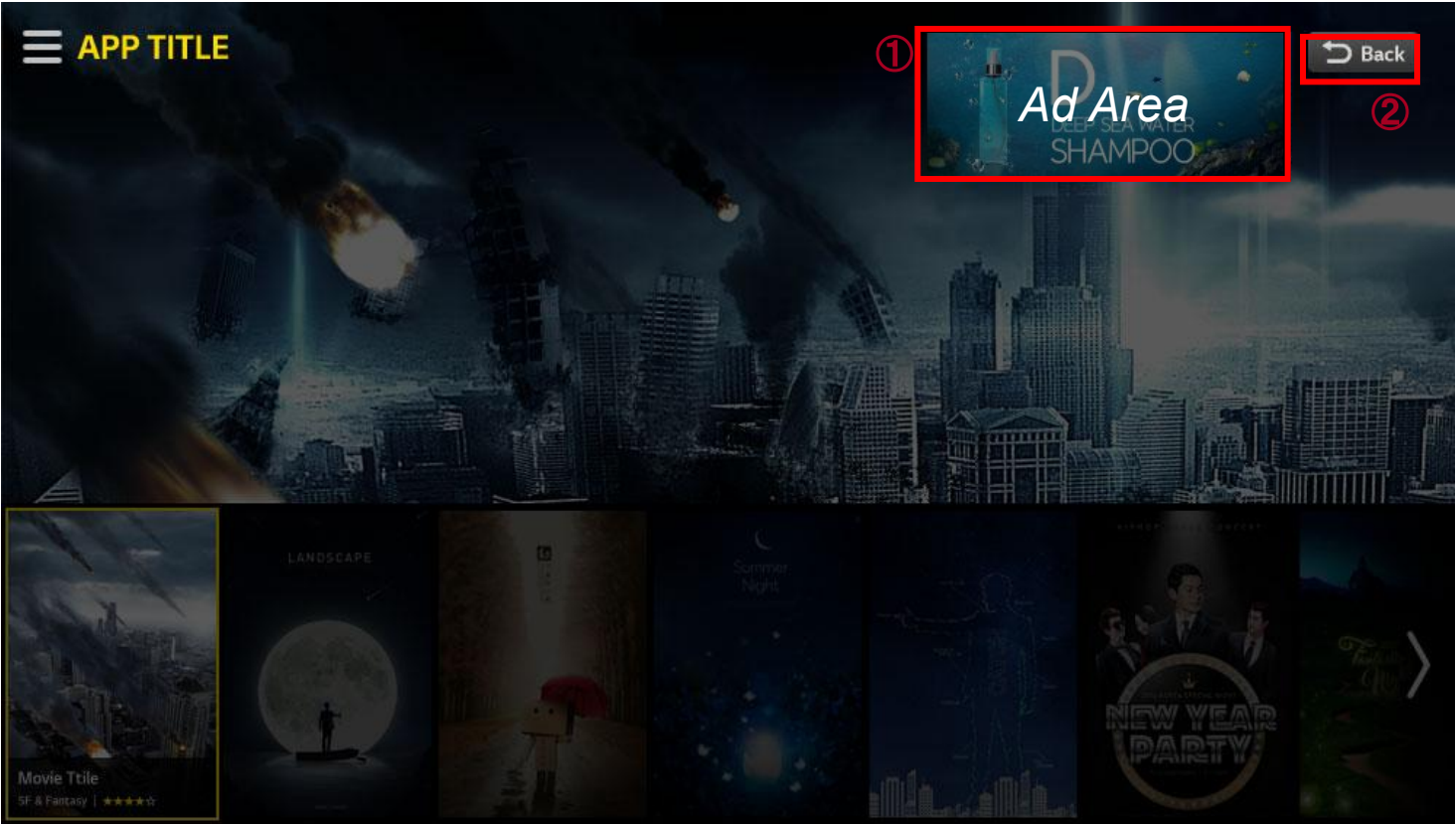
- For an app that includes Paid Content, please provide detailed instruction for payment methods on this page.
- Please state the detailed information of the available payment methods, such as credit card, PayPal, SMS or voucher code.

*Important Note

- Multiple credit cards or/and 10 to 20 voucher codes are necessary for QA.

8. In-App Ad

1. Banner Type (Please Describe Ad Information)



Description

Banner Type Information

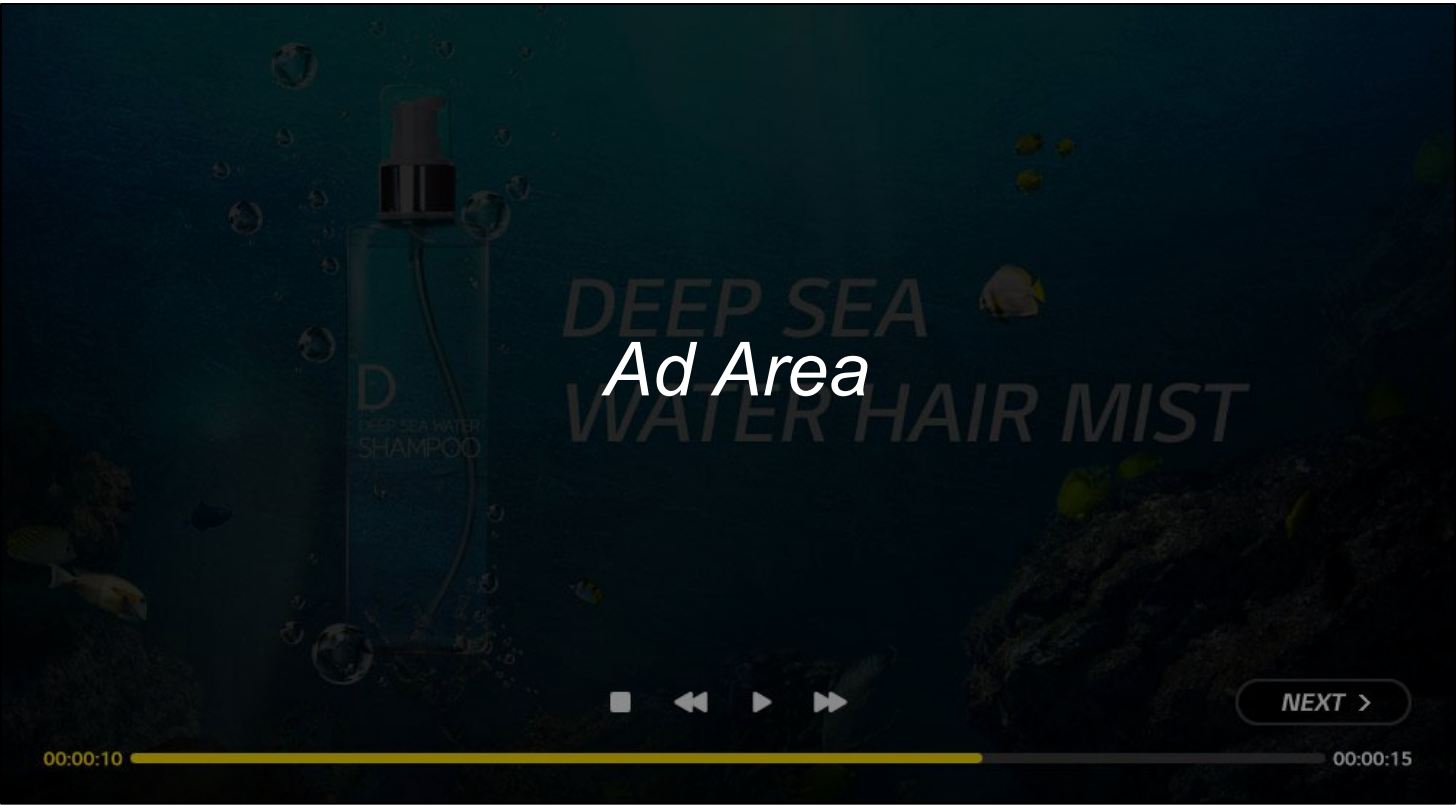
1	▪ Page: e.g. Main Page
	▪ Location: e.g. Upper Right Banner

Detailed Information

-Please write the detailed information for the above page here, if needed.

8. In-App Ad

2. Video Type (Please Describe Ad Information)



Description	
Video Type Information	

Detailed Information

- Please write the detailed information for the above page here, if needed.

If you have anything to let the LG QA Management know, please comment here. Any detailed references will be welcome.

1....

2...