

# Урок английского языка в 3 классе

## УМК: Терминасова С.Г.



Подготовила студентка 42Н  
группы Свердловского  
областного педагогического  
колледжа Узких У.М.

# What Mr Clown's pupils can do?



# Let's play





# Let's remember modal verb Can

Чтобы узнать, что конкретно умеют делать герои используй такую конструкцию: What (I, you, we, they, he, she, it) can do?



# let's listen the dialog and fill the gaps

Mr Clown: Hi boys and girls. I'm happy to see you.

Boys and girls: (together) Hello Mr Clown.

Mr Clown: Now Tom, What can you do?

Tom: I can \_\_\_\_\_ and \_\_\_\_\_

MrClown: Very well. And who's that? Your sister?

Tom: That's Amy, my friend.

Mr Clown: What can she do?

Tom: She can \_\_\_\_\_ and \_\_\_\_\_

Amy: Yes, I can \_\_\_\_\_ and \_\_\_\_\_

MrClown: I see. And this boy. Is he your brother?

Amy: Yes, this is Frank.

Mr Clown: What can he do?

Amy: Oh, he can do \_\_\_\_\_

Tom: He can \_\_\_\_\_ ,  
\_\_\_\_\_




# New words

Nice |nais|



Robot |rəʊbɒt|






Small [smɔ:l]





Clever  
| 'kleɪvə |



Fatakat.com

Funny | 'fʌni |



Read  
|ri:d|




Write |raɪt|

# Toys | toɪz |





Paint | peɪnt |



Draw | drɔː |



plane |pleɪn|



© Александра Малышева, aka saШka, 2009

Car |kɑː|

ship |ʃɪp|



SkyClipArt.ru

planet  
|planet|





artist | 'ɑ:tɪst |



teacher | 'ti:tʃə |





Mechanic  
| mɪ'kanɪk |



Secretary | 'sɛkrɪ(ə)rɪ |



engineer  
| ɛndʒɪ'niə |



# Ask on questions

- 1) Who is Candy? Candy is robot
- 2) Is it she or he? Candy is she
- 3) What is she like? She like toys
- 4) What can she do? She can draw, paint, read and write in English, run and jump
- 5) What can't she do? She can't dance and sing



# True or false

Candy is Robot; (True

This robot is a boy; (False)

Candy can a lot of things; (True

Candy can sing or dance; (False)

Candy can paint and draw; (True

Candy don't like toys; (False)

Candy is small, clever and funny robot. (True  
)





# Work in pairs

- 1) Books: books page number 60 exercises 5.  
page number 60 exercise 6(B)
- 2) Activity books: page number 55-56  
exercises 1,3



# Homework

Activity books:page number 55-56  
exercises 2,4.



# Thank you for lesson!

