

SCHOOL of Anesthesiology & Reanimatology

St-Petersburg
RUSSIA 2018



WELCOME PACKAGE

«St. Petersburg State Pediatric Medical University»
2018

TABLE OF CONTENTS

02



Welcome letter.....	3
University.....	4
Locations.....	6
Saint-Petersburg.....	7
Simulators.....	9
Agenda.....	10
Social Program.....	15
Boarding.....	17
How to get school.....	20
Contacts.....	21

WELCOME LETTER

03



Anesthesiology and reanimatology is one of the most difficult and important areas in medicine. At the same time, it is one of the most interesting and rapidly developing section. The list of what a pediatric anesthesiologist should know is endless, because of the severe conditions with which he may encounter, a great many, and in any situation he should act quickly and confidently.

Unfortunately, students are unable to devote sufficient time for such an important area during the learning process. This problem inspired us to create the author's course "Introduction to pediatric anesthesiology".

The aim of the project is to enable students and young professionals to deepen their knowledge in the theoretical part and improve practical skills in this area, gain experience from the masters of their craft, as well as to unite novice doctors from all over the country in the most hospitable city of Russia!

Looking forward to see you in our school!

Be

st regards,

Organizing Committee of «School of Reanimation: Saint-Petersburg
2018»

UNIVERSITY

03



Head of the department of anesthesiology, resuscitation and urgent pediatrics in SPSPMU.

Dmitrii V. Zabolotskii prepared the program for our school for resuscitation and is the chief curator of our school.



Zabolotskii Dmitrii V.
MD, PhD, Dsc

UNIVERSITY

04



Saint-Petersburg State Pediatric Medical University was founded in 1925 as Academic and Research Institute of Maternal health and babyhood protection on the basement of the leading city children hospital opened in 1905.

Today it is the oldest unaffiliated pediatric higher educational institution.

Over 40 000 graduates, among them over 2000 foreign doctors. For many decades our university is the international center of the higher medical education.

The university hospital is federal medical institution with huge scientific base and century traditions of the Leningrad school of children's doctors. It is equipped with the modern diagnostic equipment



Locations



Our school will take place in main children's Hospitals of Saint – Petersburg:

- Perinatal center of Saint – Petersburg State Pediatric Medical University
- Research Children's Orthopedic Institute named after G.I. Turner
- Children's City Hospital named after K.A. Raukhfus



Saint-Petersburg

05



St. Petersburg also known as Northern Palmyra, "Window to Europe", "cultural capital", "Northern Venice"— the most important cultural, scientific and economic center of Russia. This city is really special, and getting into it, you feel its greatness, pride and rigor. The capital's status in two centuries made St. Petersburg a pearl of architecture and world tourism.



Sightseeing

06

The Admiralty.

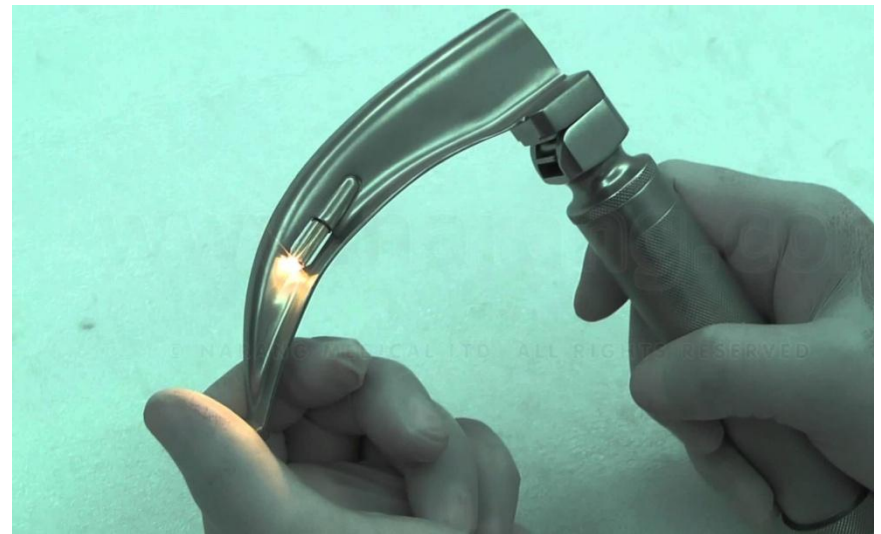
It was built in 1806-1823 by architect Andriy Zakharov and closely connected with the foundation of the Russian Navy. This is a ship. This graceful needle spire is a symbol of St Petersburg.



This is the statue of Peter the Great on horseback. It was created by sculptor Etienne-Maurice Falconet in 1782. It is often called “The Bronze Horseman” after a poem written by Alexander Pushkin.

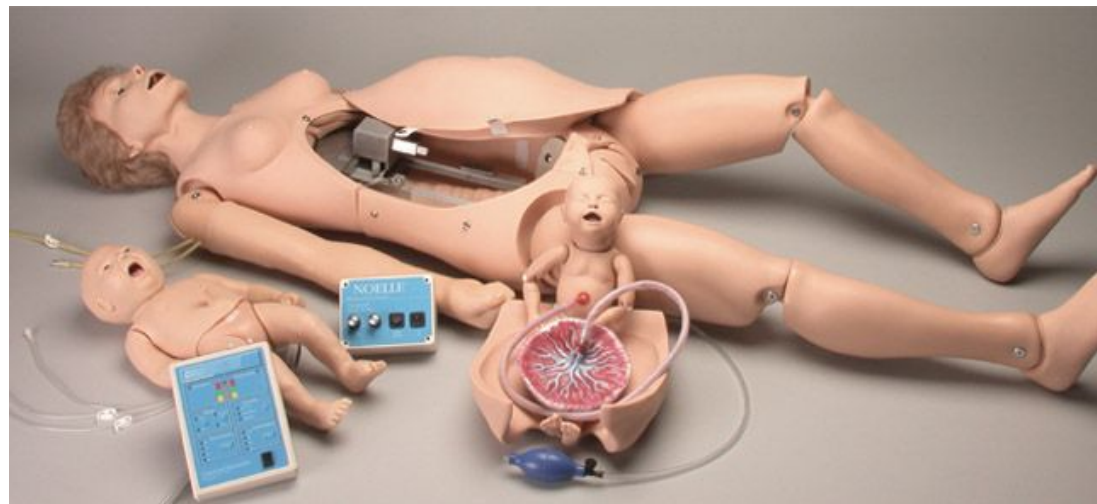
Simulators

07



Simulators

08



Agenda *

09



	ARRIVAL DAY	DAY 1	DAY 2	DAY 3	DAY 4	DAY 5	DAY 6	DAY 7	
8:00		LECTURE: Preoperative preparation The physiology of pain.	LECTURE: Anatomical and physiological features of the child from the position of anesthesiologist-resuscitator General anesthesia.	LECTURE: Ensuring the patency of the respiratory tract. Inhalation anesthetic.	LECTURE: Non-inflammatory anesthetics. Complications of General anesthesia	LECTURE: Regional anesthesia - definition - features of use in pediatric practice - Pharmacology of local anesthetics Apparatus and instruments for conducting RA 1) Neurostimulation 2)Quills 3)Ultrasonic device 4)Physical basis of ultrasound.		DAY-OFF / SOCIAL PROGRAM	
9:00									
10:00									
11:00									
12:00		LUNCH	LUNCH	LUNCH	LUNCH	LUNCH	LUNCH		
13:00		PRACTICAL SKILLS							SOCIAL PROGRAM
14:00									
15:00									
16:00									
17:00		SOCIAL PROGRAM	SOCIAL PROGRAM	SOCIAL PROGRAM	SOCIAL PROGRAM	SOCIAL PROGRAM	SOCIAL PROGRAM		
18:00									
19:00									

* This is an agenda – example, you will get accurate one the day you arrive

Agenda *

10



	DAY 8	DAY 9	DAY 10	DAY 11	DAY 11	DAY 12	DEPARTURE DAY
8:00	<p>LECTURE: Infectious safety when carrying out manipulations under ultrasound control.</p> <p>- Main vessels and features visualization the main accesses under the control of ultrasound.</p> <p>Peripheral blockade of the head and neck</p>	<p>LECTURE: Peripheral blockades of the upper limb I</p> <p>Peripheral blockades of the upper limb II</p>	<p>LECTURE: Peripheral blockade of the lower limb I.</p> <p>Peripheral blockades of the lower limb II</p>	<p>LECTURE: Neuroaxial blockade</p> <p>- Classification</p> <p>- technique</p> <p>- the rules of asepsis antisepsis</p> <p>Complications of neuroaxial blockades</p>	<p>LECTURE: Blockade of the trunk</p> <p>The treatment of pain</p> <p>- treatment of postoperative pain</p> <p>- treatment of chronic pain</p> <p>-palliative care</p>	<p>Closing ceremony</p>	
9:00							
10:00							
11:00							
12:00							
13:00	LUNCH	LUNCH	LUNCH	LUNCH	LUNCH	LUNCH	
14:00	Basic skills					SOCIAL PROGRAM	
15:00							
16:00							
17:00	SOCIAL PROGRAM	SOCIAL PROGRAM	SOCIAL PROGRAM	SOCIAL PROGRAM	SOCIAL PROGRAM	SOCIAL PROGRAM	
18:00							
19:00							

* This is an agenda – example, you will get accurate one the day you arrive

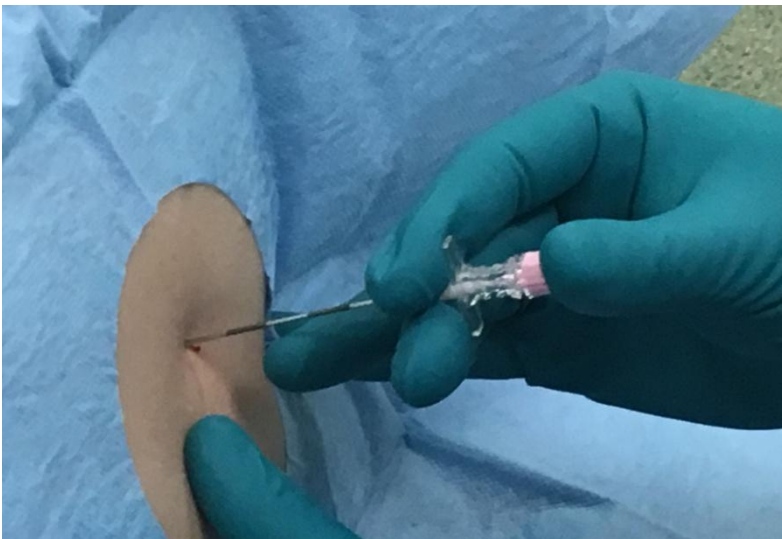
Practical skills

Simulation center:

- Resuscitation of children
- Intubation of the trachea

Hospitals

- Working in delivery rooms
- Working with newborns
- Working in operating rooms
- Ultrasound in Intensive care unit







Topics

- Preoperative preparation
- The physiology of pain.
- Anatomical and physiological features of the child from the position of anesthesiologist-resuscitator
- General anesthesia.
- Ensuring the patency of the respiratory tract. Inhalation anesthetic.
- Complications of General anesthesia
- Regional anesthesia
- Apparatus and instruments for conducting RA (Neurostimulator, Quills, Ultrasonic device, Physical basis of ultrasound.)
- Infectious safety when carrying out manipulations under ultrasound control.
- Peripheral blockade of the head and neck
- Peripheral blockades of the upper and lower limbs
- Non-inflammatory anesthetics.
- Complications of General anesthesia


SOCIAL PROGRAM

11



Basically includes:

- Educational activities (“English Club”);
- Cultural activities (visiting museums(Hermitage), places on interests, theatres, art galleries, etc.);
- Sport activities (visiting ice hockey (SKA-team) and football (Zenit team), ice skating all year round, snowboarding or skiing in winter, frisbee games etc.);
- Typical exchange activities (WelcomeDinner, National Food and Drink Party, City Tour, Farewell Party);
- Visiting other Russian cities (Moscow, Pushkin, Viborg, Pskov, etc)
- And etc.





BOARDING

13



The place where you live is the Student dormitory

Address prospect Engelsa 63/1

Exit and entrance to student dormitory closed from 1 a.m till 5 a.m



PRICE INCLUDES

14



The price is 37 000 rubbles for students

39000 rubbles for young doctors

The fees should be paid prior May 31st 2018

1. Boarding
2. School program
3. Breakfast
4. Social program
 - Museums (Hermitage, Savior on Blood, Saint Isaac's Cathedral)
 - City tour
 - Visiting Pushkin, Pavlovsk
 - Theater

HOW TO GET SCHOOL

15



Open <https://yandex.ru/maps/2/saint-petersburg/> or Yandex.Transport application. Enter the address of the hospital: Litovskaya ulitsa, 2 A (ЛИТОВСКАЯ УЛИЦА, 2 А) and It will show the route.

Address Litovskaya str 2 (but located between 3 streets - Alexandra Matrosova, Bolshoy Sampsoniyevskiy and Litovskaya and railway on 4 side)

How you get there?

Bus 86 or Tram 20 near your hostel/or by subway to Petrogradskaya and there by Bus (185) Trolleybus (31) Minibuses (175,149, 223, 369) check traffic jams in the morning.



RusMedSchools

российские медицинские школы



Contacts:



<https://www.facebook.com/RusMedSchools/>



<https://vk.com/hccmrussia>



rusmedschools@mail.ru



RusMedSchools