

IELTS WRITING TASK I

How to describe a map



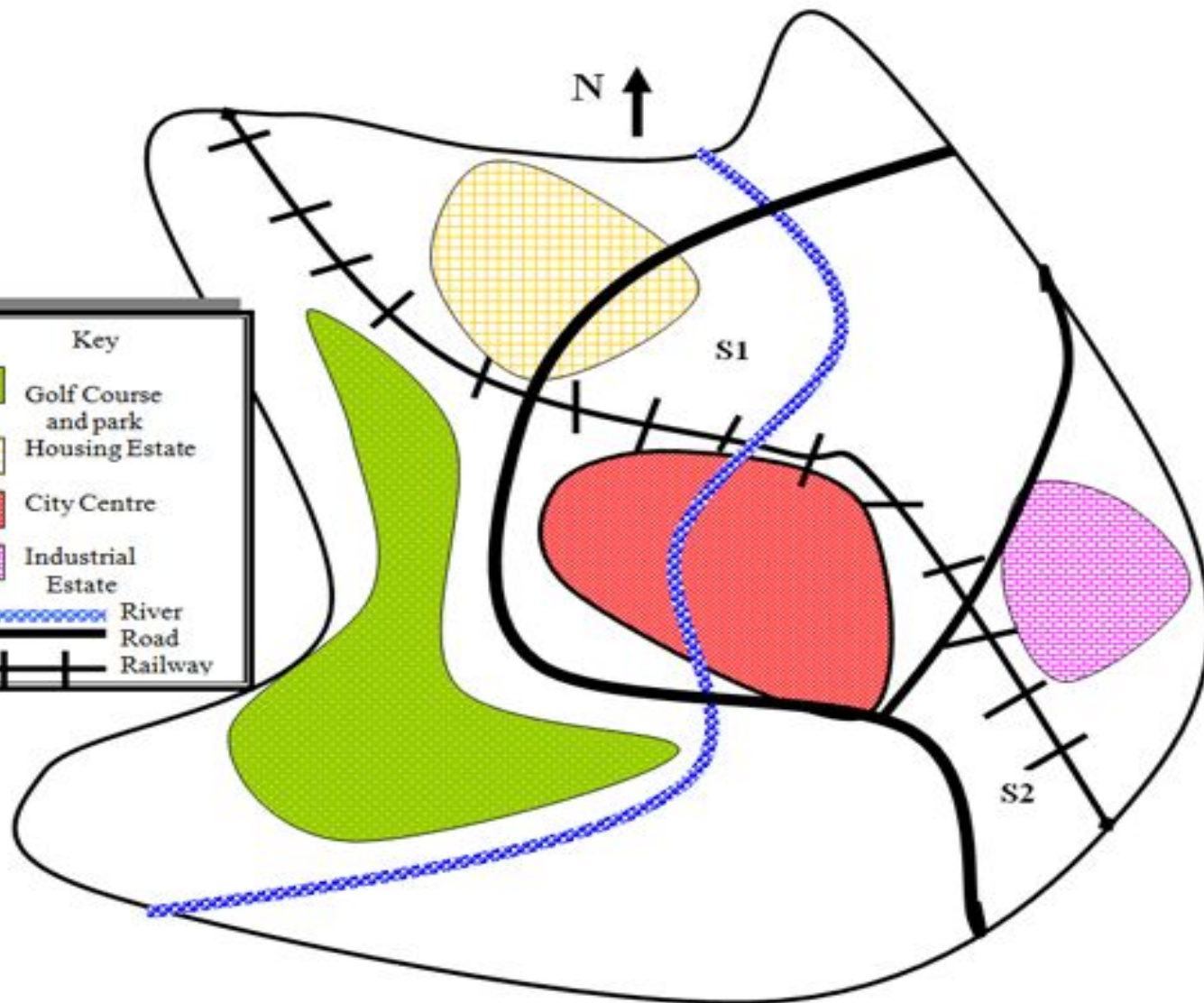
Map of Brandfield with two proposed sites for a shopping mall

You should spend about 20 minutes on this task.

Below is a map of the city of Brandfield. City planners have decided to build a new shopping mall for the area, and two sites, S1 and S2 have been proposed.

Summarize the information by selecting and reporting the main features and make comparisons where relevant.

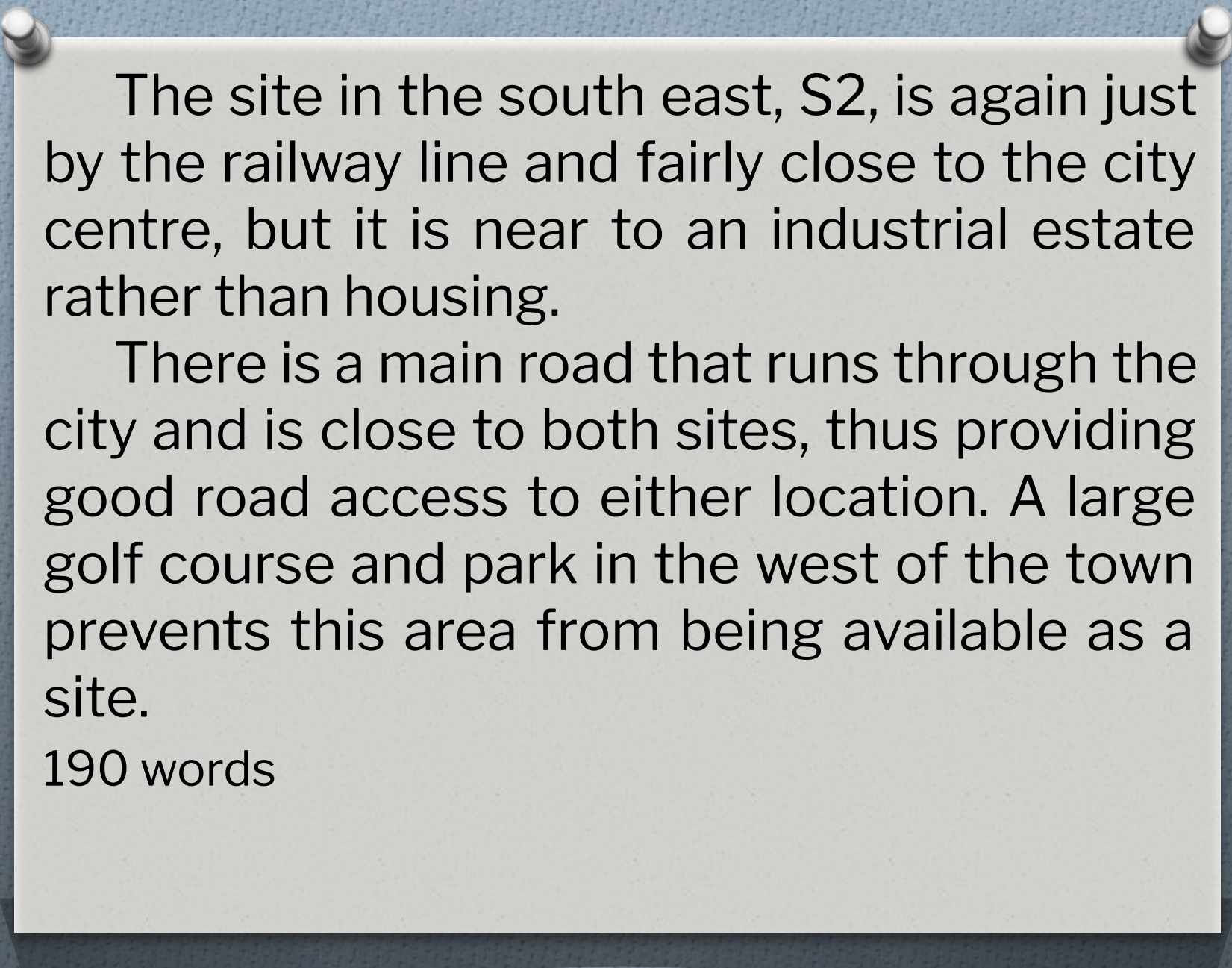
Write at least 150 words.



Model Answer

The map illustrates plans for two possible sites for a shopping mall in the city of Brandfield. It can be seen, that the two sites under consideration are in the north and the south east of the town.

The first possible site for the shopping mall, S1, is just north of the city centre, above the railway line, which runs from the south east of the city to the north west. If it is built here, it will be next to a large housing estate, thus providing easy access for those living on the estate and in the city centre. It will also be next to the river, which runs through the town.



The site in the south east, S2, is again just by the railway line and fairly close to the city centre, but it is near to an industrial estate rather than housing.

There is a main road that runs through the city and is close to both sites, thus providing good road access to either location. A large golf course and park in the west of the town prevents this area from being available as a site.

190 words

Writing Tips

STRUCTURE

The first paragraph should contain the answer to the question: **what does the map illustrate?**

You must paraphrase the task using synonyms, but in any case, overwriting is not an offer ready.

In the second paragraph, you must specify a few general changes, that is, without going into details (without describing where and what was built, completed or demolished), and tell what kind of changes are displayed on the map. Choose one or two keys, most noticeable changes and write about them.

Writing Tips

STRUCTURE

And then, in the third and fourth paragraphs, you will describe the details of the changes: what, where and how it was changed.

To ensure that your work follows a structure, divide your map into parts and describe each of them sequentially. Try not to "jump" from one edge of the map to another.

Vocabulary

Sides of the world and directions

to the north / south / east / west

in the north / south / east / west of the city

/map /area / border

on the northern /southern /eastern

/western side / part

from / through /around / across

In / at / on / by / beside /next to / near /

close to

Vocabulary

BUILDING(S) IS /ARE

demolished / knocked-down / flattened — снесен

replaced / relocated — перемещен

renovated — обновлен

built / constructed — построен, сооружен

**reconstructed — реконструирован, обновлен,
перестроен**

developed — создан

extended / expanded — расширен

**converted (into) — переделан в, трансформирован
в**

modernized — усовершенствован

added — добавлен

Vocabulary

CITY INFRASTRUCTURE OBJECT(S) IS /ARE

opened — открыт

set up — основан

developed — создан

**converted (into) — переделан в, трансформирован
в**

modernized — усовершенствован

constructed — сооружен, построен

reconstructed — переделан, реконструирован

bought — куплен

acquired /purchased — приобретен

added — добавлен

Vocabulary

PLANTATIONS / PLANTS / WOODS / PARKS ARE

cleared /cut-down /chopped-down —

вырублены

removed — уничтожены

planted — посажены

Grammar

Passive Voice

Present Simple / Past Simple

Present Perfect / Past Perfect

In 1990 there **was** a park in the centre of the city, which **has been modernised** and expanded over the given period. Now the territory of the park **is** twice larger than it **used to be** there.

Grammar

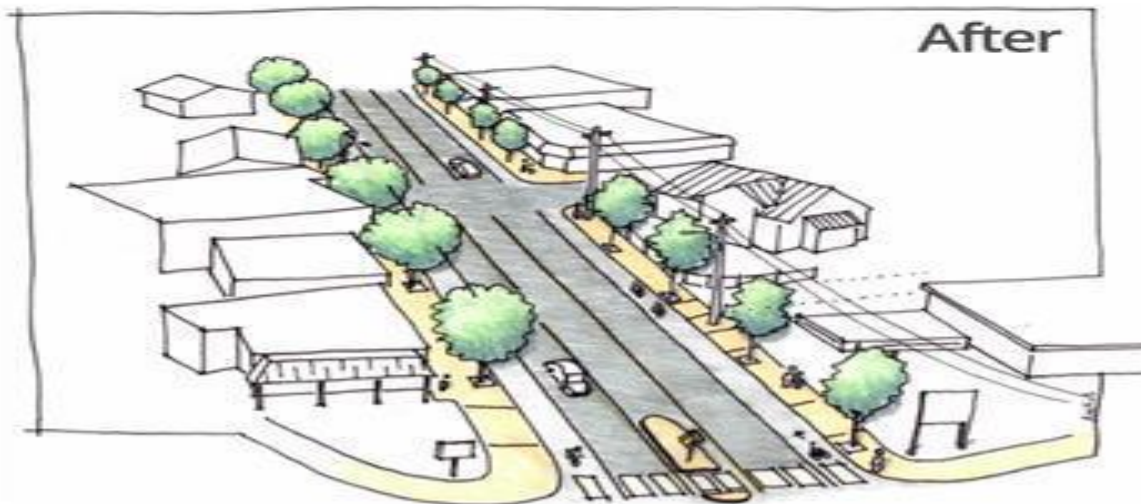
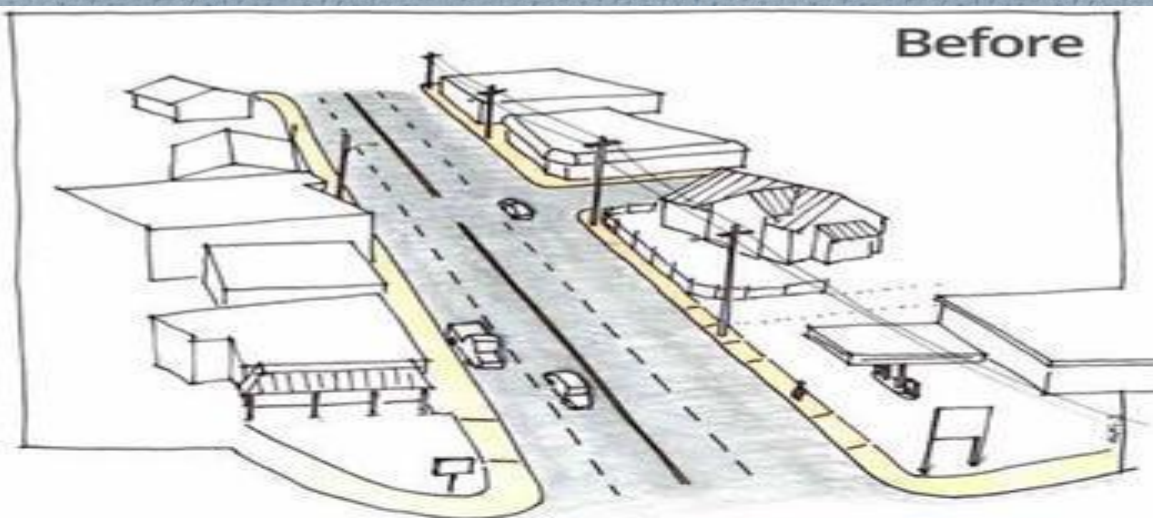
Over the given period the city centre **witnessed** dramatic changes and improvements. First, the shopping mall **was** considerably **renovated**. The cafe **was converted** into a restaurant after expansion. Furthermore, a new playground for children **was constructed** next to the cafe. In addition, a new large park **was planted** in the eastern part of the city centre.

Comparison of two maps

A map diagram in IELTS Writing Task 1 is likely to be a before/after street plan that requires you to compare past and present. In this case, however, it's present and future that you need to compare.

The diagram shows proposed changes to Foster Road.

Write a 150-word report describing the proposed changes for a local committee.



Foster Road between SE 84th and 85th Avenue, before and after installation of wider sidewalks, a new crossing, bicycle lanes and street trees.

Model Answer

The diagram shows proposals to transform Foster Road between SE 84th and 85th Avenue into a tree-lined avenue that is safer for pedestrians and cyclists.

First of all, the planners propose to widen the sidewalk on both sides of the road and add bicycle lanes. This will mean reducing the number of lanes for cars and other vehicles. A pedestrian crossing will also be installed at the lower end of the street, near the gas station. This crossing will include an island in the middle where people can wait in safety.

Model Answer

In addition to the safety measures above, planners also want to plant trees along both sides of the road. These trees will transform the appearance of the neighbourhood as well as provide vital extra shade for pedestrians.

To summarise, under these proposals, the needs of local residents will be better served by making Foster Road a safer and more pleasant environment.

(152 words)

IELTS Academic Writing Task I / Graph Writing - Map

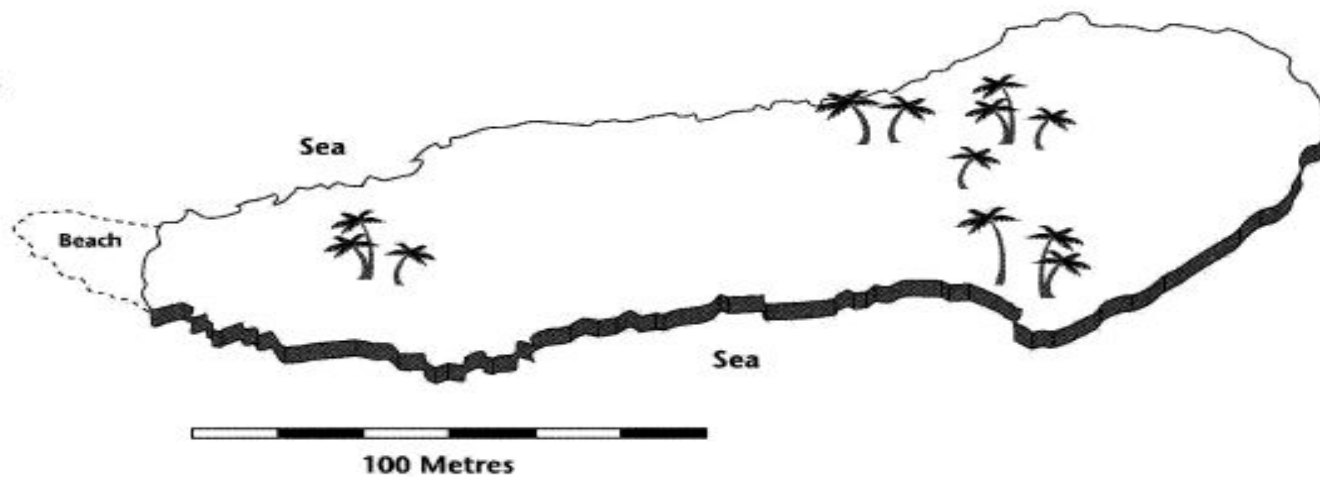
You should spend about 20 minutes on this task.

The two maps below show an island, before and after the construction of some tourist facilities.

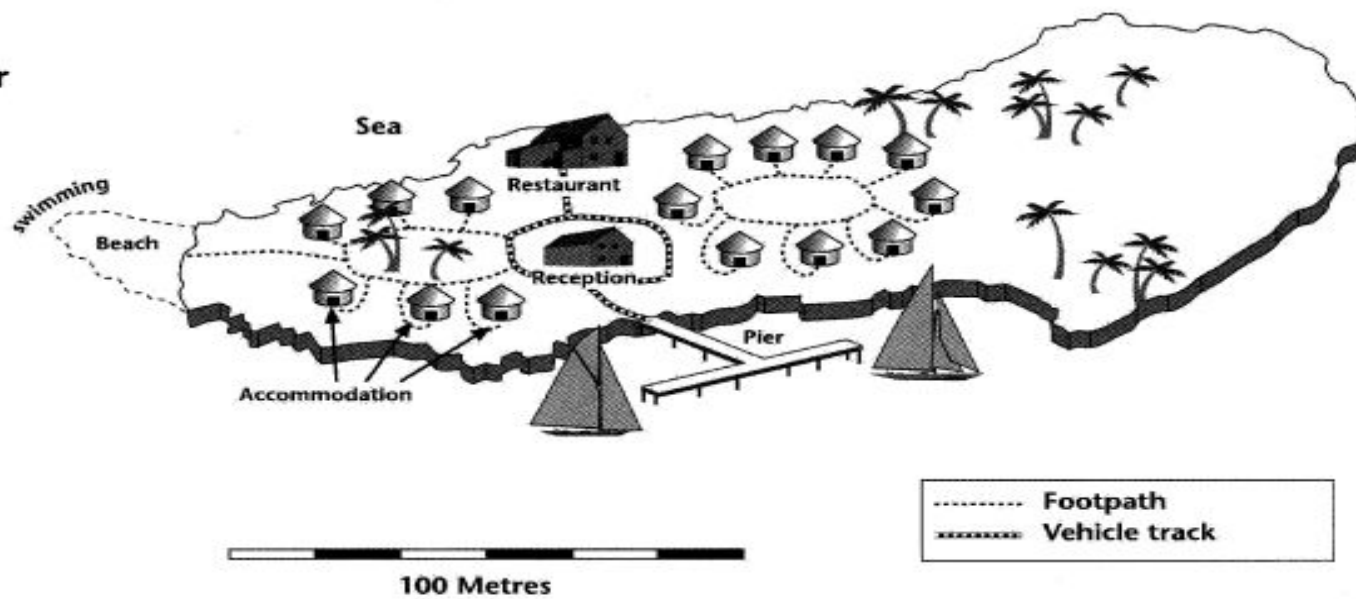
Summarise the information by selecting and reporting the main features, and make comparisons where relevant.

Write at least 150 words.

Before



After



IELTS WRITING TASK I

How to describe a process



WRITING TASK 1 / PROCESS DESCRIPTION

You should spend about 20 minutes on this task.

The diagram below shows the production and processing of milk and dairy products for commercial sale.

Write a report for a university lecturer describing the information below.

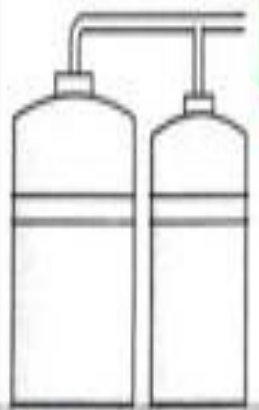
Write at least 150 words.



cows grazing



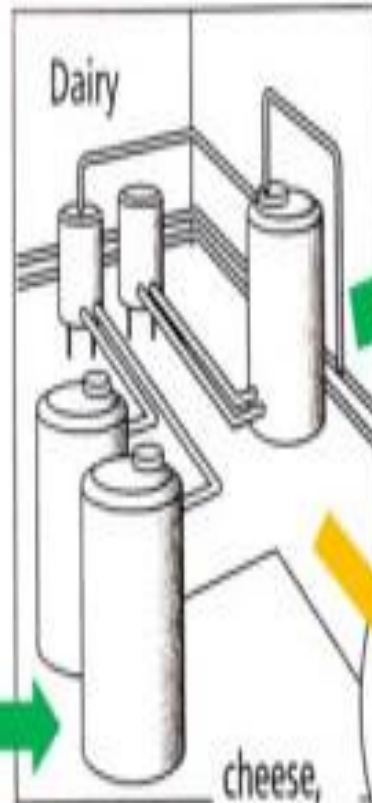
milking machine twice a day



Refrigeration storage



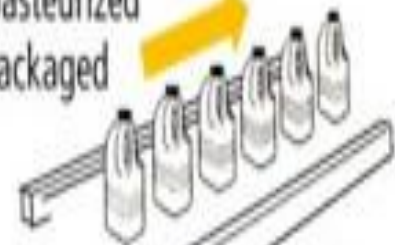
milk tanker daily delivery to Dairy



Dairy

milk pasteurized and packaged

milk



super-markets and shops

cheese, cream and butter



Model Answer

The diagram illustrates the way milk, cheese, cream and butter are produced, processed and packaged so as to be sold to consumers. There are 8 stages in the diagram starting with cows grazing on grass, to the sale of dairy products in supermarkets and shops.

At first cows graze on grass in the fields, after which they are taken to a milking machine twice a day. Following this, the milk is put into refrigeration storage on a daily basis. Next, the milk is put into a tanker and once the milk has been transferred to a tanker, it is then ready to be delivered to the dairy. This process is repeated everyday.

Model Answer

When the milk has been delivered to the dairy, it is subsequently processed into various dairy products such as cheese, cream and butter. Following this , the milk is then put through a pasteurization process and it is now ready to be packaged. Finally when the milk and dairy products have been processed and packaged they are then sent out to supermarkets and shops where they are ready for purchase by consumers.

158 words

Writing Tips

DESCRIBE EACH STAGE

Look at the illustration and work out what the stages are and the order that things happen. This should be fairly obvious; just look for the starting point. Organize your information clearly and describe each stage. Don't miss any stages.

Writing Tips

Link The Stages

You need to put everything in a logical order; so that means using sequence expressions such as:

First of all... To begin with... And then... After that... Next... Finally

Sometimes the process is more complex, then you may need to also use these words:

Alternatively,... Otherwise,... In addition,... At the same time,... Concurrently,...

Be careful to distinguish stages which happen at the same time – concurrently.'

The green cakes are sent on to machine A while the blue ones are loaded into the truck

Sometimes stages are alternatives – it's either A or B.

The papers are then either sent to another examiner for reassessment or they are stored.

Writing Tips

Finally, the finished product is graded and then either boxed or thrown away.

How to Finish

The final paragraph may be a brief summary of the overall function of what you have just described. However, you do not need a conclusion as you are not being asked your opinion. An opinion would be considered irrelevant for this task and could lose you marks.

General

As with the other Task-1 essays, do not include information that is not on the graph, diagram or chart. You can't express **your own opinion !!!**

Writing Task I / Process description

The diagram shows a structure of that is used to generate electricity from wave power.

Write a report for a university lecturer describing the information below.

Write at least 150 words.

