

# All-Russian children's center "Smena"

Fun  
Education  
Life Skills

Project authors :

Fedotova Nastya, Isaeva Dasha  
pupils of the 6 A class

Project supervisor Desjatova L.V.





# Winners of the contest “My city is my Moscow”





# Project objectives

- To show the unique features of the children's center “Smena”
- To show the educational opportunities of the children's center “Smena”
- To show the importance and necessity of developing life skills of the 21st century for success in a modern world.
- To make recommendations for the development of important life skills of the 21st century





Our shift in the City of  
Knowledge





# "Smena" is the territory of:



interest



sport



technology



health

friends





# Educational opportunities of the children's center “Smena”

## Seven educational programs:

- ❑ All-Russian educational project "City of Knowledge"
- ❑ All-Russian profile shift in digital technologies and interactive robotics
- ❑ International shift in educational robotics, neurotechnologies
- ❑ Educational project "Volunteer"
- ❑ Educational project "I am a citizen"
- ❑ Career guidance program "City of Masters"
- ❑ All-Russian rally of school forestries





# Park of the Future




The Center of Professions “Future Park” includes six clusters: Industry, Construction, Service and Design, Information Technology, Transport, Professions of the Future.



# All-Russian educational project "City of Knowledge"

From November 23 to December 6, 2019, the All-Russian Children's Center "Smena" hosted the thematic shift "Knowledge City" as part of the post-competition support program for the winners of the contest "My country is my Russia", which is part of the presidential platform "Russia is a country of opportunities", and also the finalists of the contest "My city is my Moscow".





# All-Russian educational project "City of Knowledge"

As shift participants, we became residents of the "City of Knowledge", took part in project management and urban development, studied the basics of social design, created our project in a group. At the end of the shift, we presented our projects to experts.






# Model of the City of Knowledge





# Educational modules and workshops





## Exciting lectures





# Meeting interesting people





# Events and parties





# Flowerbed of Friendship Regions of Russia





# Many new friends





# Our achievements, winnings and awards









# Life Skills

The term '**Life Skills**' refers to the skills you need to make the most out of life.

**Life skills** are abilities and behaviors that help you effectively deal with the events and challenges of everyday **life**. They are the **skills** that allow you to handle everything from interactions with others to identifying and processing your emotions.



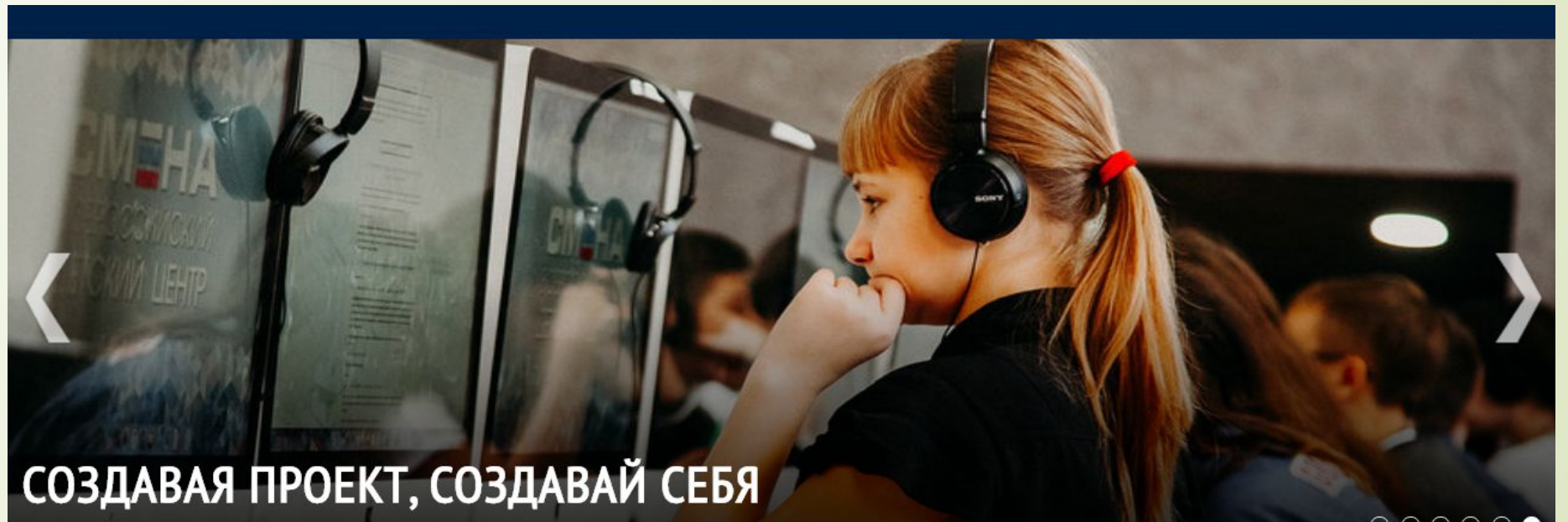






# Teamwork

Good teamwork is not the desire to be the best, but the ability to communicate effectively and to do it well in a group, understanding the problem, recognizing your strengths and weaknesses, and then knowing how you can make the most effective contribution.





# Critical Thinking and Problem Solving

**Problem solving** and **critical thinking** are about applying your brain power to overcome a barrier. Don't take anything at face value. In an era of fake news and disinformation, you need to be able to think for yourself.

Life, when you think about it, is essentially one long series of problems that needs to be solved and tackling these problems enables opportunities for personal growth.





## Recommendations for the development of important life skills of the 21st century



dreamstime.com

## *Life Skills*

### **Team Work**

Project and other activities can be easier if work as f team. We can do tasks more quickly if we share the work and help each other.

|                    |  |
|--------------------|--|
| 1. Know the goals  | Make sure everyone understands the goal of the project. There is a popular saying:" If you don't know where you are going, you probably won't get there."  |
| 2. Assign roles    | Team works better when people have roles. For example, there should be a leader who helps everyone make decisions. There might be a note- taker who writes down the teams ideas during meetings and a time keeper. |
| 3. Divide the work | For large projects, we can divide the work into smaller tasks for particular people. Team members can choose tasks they do well or enjoy. It's good to try new things, even if they are difficult.                 |
| 4. Make a plan     | After you split up the work, write down a plan on paper. List all the tasks and think about when each one must be finished.  |
| 5. Be respectful   | When you're working as a team, respect is essential. Listen when others are speaking and don't interrupt. Do you fair share, so other team member don't have to do your work for you.                              |



# Recommendations for the development of important life skills of the 21st century



## Life Skills

### Critical thinking

We can get news from many sources. However we can't trust to everything we see or hear. We need to identify reliable sources that we can believe and trust.

To protect yourself from against fake news stories, ask yourself questions.

*"I have six honest serving-men  
(They taught me all I knew);  
Their names are What, and Where and When  
And Why and How and Who."*

*From "The Elephant's Child" by Rudyard Kipling*

|                                      |   |
|--------------------------------------|---|
| <i>Who wrote the story?</i>          | Are they experts on the issue? Do you trust them to tell the truth? |
| <i>What do other people say?</i>     | Check the facts with other sources and people that you trust.       |
| <i>Where has the story appeared?</i> | Did you find it on the website that usually tells the truth?        |
| <i>Why has the story appeared?</i>   | Is it a joke or is it serious? What is the writer trying to do?     |

### Problem Solving

There are six key steps to solution fluency

|                 |  |
|-----------------|--|
| <b>Define</b>   | Decide what needs to be solved   |
| <b>Discover</b> | Gather knowledge and research the problem  |
| <b>Dream</b>    | Think about the possible ways the problem can be solved, and imagine what you want the end result to look like |
| <b>Design</b>   | Use information from previous steps to start building your solution  |
| <b>Deliver</b>  | Complete and present the project or results.   |
| <b>Debrief</b>  | Reflect on where the project succeeded and what could be more effective next time                              |





# Resources



1. <http://www.smena.org/>
2. <https://allsussed.com/life-skills/>
3. <https://www.prodigygame.com/blog/21st-century-skills/>
4. [Prepare](#), [Styring James](#), [Tims Nicholas](#)  
[Cambridge](#), 2019 г.