

УСТНАЯ ЧАСТЬ ЕГЭ

**ТРЕНИРОВОЧНЫЕ КАРТИНКИ
ДЛЯ ОПИСАНИЯ И СРАВНЕНИЯ**

ЗАДАНИЯ 3,4

**Санкт-Петербург
2015**

Task 3. Imagine that while travelling during your holidays you took some photos. Choose one photo to present to your friend.

You will have to start speaking in 1.5 minutes and will speak for not more than 2 minutes. In your talk remember to speak about:

- when you took the photo
- what/who is in the photo
- what is happening
- why you took the photo
- why you decided to show the picture to your friend

**You have to talk continuously, starting with:
I've chosen photo number**

Photo description

Useful phrases:

I have chosen photo number three.

I took this photo when I was on holiday last summer (at home one evening some years ago,/while I was walking round a town that I was visiting on holiday,/ while my family and I were visiting Greece last summer).

It shows ...

I took this photo because I had a great time at the event and I wanted something to remember it by (to remind myself that there are people who... , it was the first time I had ever seen... , I thought it was a really great experience).

I am showing it to you because I want you to see(what the event (it) was like, where I spent my holiday, I wanted to show you how interesting can be, I thought it was quite impressive).

It's one of the best photos I took while I was on holiday.

Maybe we can go there together some time, if you are up for it,/ you like such kind of activities too / I'd like to go back.



Say

- when you took the photo
- what/who is in the photo
- what is happening
- why you took the photo
- why you decided to show the picture to your friend

Make-up - грим

To make-up- гримировать

Ferris wheel



Chaise-longue



London Eye



Say

- when you took the photo
- what/who is in the photo
- what is happening
- why you took the photo
- why you decided to show the picture to your friend



Say

- **when you took the photo**
- **what/who is in the photo**
- **what is happening**
- **why you took the photo**
- **why you decided to show the picture to your friend**

Task 4. Study the two photographs. In 1.5 minutes be ready to compare and contrast the photographs:

- give a brief description of the photos (action, location)
- say what the pictures have in common
- say in what way the pictures are different
- say which of the pictures you'd prefer
- explain why

You will speak for not more than 2 minutes. You have to talk continuously.

Compare the photos

Useful phrases:

These two photos (pictures) show ...

In the first photo (in the photo on the left) we can see ... (description of the photo).

In the second photo (in the right photo) we can see (there is | are ...) ... (description of the photo).

The pictures are similar because they both show ...

There are a couple of (several) differences between the photos. One is that the person on the left is while the person on the right Also, Furthermore, ...

I prefer the situation with the ... **because** ... / I would prefer to deal with ... because ...

ЗАДАНИЕ С5 – ОПИСАНИЕ ОДНОЙ КАРТИНКИ.

- **Task 3.** Imagine that you are showing pictures of your pets to your friend. Choose one photo to present to your friend. You will have to start speaking in 1.5 minutes and will speak for not more than 2 minutes. You have to talk continuously. In your talk remember to speak about:

- when you took the photo
- what/who is in the photo
- what is happening
- why you took the photo
- why you decided to show the picture to your friend

Don't forget to start with "I have chosen photo number"

Photo description

- I have chosen photo number 1.

To begin with, people keep pets for different reasons. They make our lives more exciting and become the members of our family. They can also be our closest friends forever.



- I took this photo last summer in our country house. We have got several pets and this dog is among them. All our pets are friendly and cute creatures.

- Let me tell you a few words about this photo. In the background you can see a wonderful Russian landscape. In the foreground there is a wonderful lawn framed with lovely birches and bushes. In the center you can see my elder sister Sveta and our dog Snowflake. We called him so because he is as white and fluffy as snow.

The weather is fine, sunny and warm. Snowflake likes to go for a walk very much. In the photo Sveta is telling him something to keep him calm. You can't see me as I am taking the photo.

Taking this photo I wanted to start a collection of our pets' pictures and to display it on the wall in our living room. Besides, the photos will always remind us of our pets.

I decided to show this picture to you because you told me a lot about your dog. Now it's my turn to give you the first impression of my pet. Isn't he friendly and cute?

I believe when you come to our place , Snowflake will accept you as his best friend.

That is all I wanted to tell you about this photo.

ЗАДАНИЕ С6 – СРАВНЕНИЕ И СОПОСТАВЛЕНИЕ ДВУХ ФОТОГРАФИЙ.

- Task 4. Study the two photographs. In 1.5 minutes be ready to compare and contrast the photographs:
 - give a brief description (action, location)
 - say what the pictures have in common
 - say in what way the pictures are different
 - say which kind of life you'd prefer
 - explain why
- You will speak for not more than 2 minutes. You have to talk continuously.

Compare the photos



- In our modern world some jobs are very important for our society. Here are two pictures to compare and contrast on the topic. This is a photo of a man doing his job outside and that is a photo of a policeman standing on the side of the road. These two pictures show jobs and this is the first similarity. The people in both pictures are wearing uniforms , and that is also what these pictures have in common. The weather is rather warm. However, pictures are somehow different. The main difference is that in picture one we can see a worker , while in picture two there is a traffic policeman. Also, their actions are different: the worker is paving a sidewalk and the policeman is on duty watching the traffic on the road.

- As far as I am concerned, the job of a traffic policeman (cop) is more important for the society because people of this profession are responsible for our safety and order on the roads. Besides, they control all drivers to keep and obey traffic rules. It is very important for all drivers and passengers' lives. I've come to the end of my speaking. Thank you for listening.

-




- give a brief description of the photos (action, location)
- say what the pictures have in common
- say in what way the pictures are different
- say which of the pictures you'd prefer
- explain why



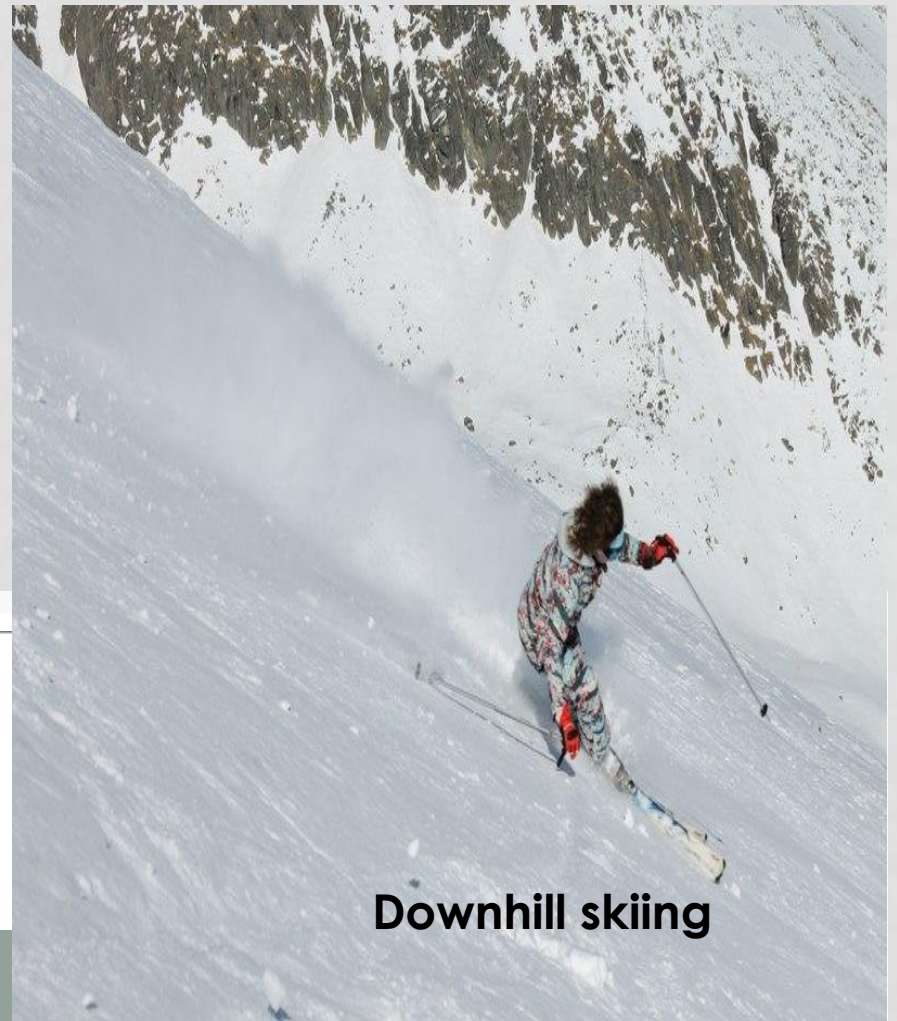
Dumb-bells- гантели



- give a brief description of the photos (action, location)
- say what the pictures have in common
- say in what way the pictures are different
- say which of the pictures you'd prefer
- explain why



ROCK-CLIMBING WALL



Downhill skiing

- give a brief description of the photos (action, location)
- say what the pictures have in common
- say in what way the pictures are different
- say which of the pictures you'd prefer
- explain why



- give a brief description of the photos (action, location)
- say what the pictures have in common
- say in what way the pictures are different
- say which of the pictures you'd prefer
- explain why



- give a brief description of the photos (action, location)
- say what the pictures have in common
- say in what way the pictures are different
- say which of the pictures you'd prefer
- explain why



Lantern- фонарь



Trunk-хобот слона



Downhill skiing

- give a brief description of the photos (action, location)
- say what the pictures have in common
- say in what way the pictures are different
- say which of the pictures you'd prefer
- explain why




Bagpipe- волынка

- give a brief description of the photos (action, location)
- say what the pictures have in common
- say in what way the pictures are different
- say which of the pictures you'd prefer
- explain why





- give a brief description of the photos (action, location)
- say what the pictures have in common
- say in what way the pictures are different
- say which of the pictures you'd prefer
- explain why





- give a brief description of the photos (action, location)
- say what the pictures have in common
- say in what way the pictures are different
- say which of the pictures you'd prefer
- explain why



- give a brief description of the photos (action, location)
- say what the pictures have in common
- say in what way the pictures are different
- say which of the pictures you'd prefer
- explain why



- give a brief description of the photos (action, location)
- say what the pictures have in common
- say in what way the pictures are different
- say which of the pictures you'd prefer
- explain why

GOOD LUCK!