



# Carnivores, Herbivores, Omnivores.

Образец подзаголовка

# WELCOME TO THE ZOO!





**[ b ] -bear, bird**

**[ k ] - cat, kangaroo, crocodile**

**[ l ] - lion, lizard**

**[ dʒ ] - giraffe**

**[ h ] - hippo, horse**

**[ d ] - dog, dolphin**

**[ t ] - tortoise, elephant, tiger**

**[ w ] - whale**




# 1. WARMING - UP

- 1. What animal has got a long nose?
- 2. What animal has got a big mouth?
- 3. What animal has got a fat body?
- 4. What animal has got a long neck?
- 5. What animal has got big ears?
- 6. What animal has got a long body?





© Martin Meissner/AP



1 3  
2 5 4



## 2. A MAGIC SQUARE

Our next game is a “Magic square”. You should find 10 animals at this square

*	A	B	W	H	A	L	E	*	D
Q	W	E	R	T	Y	U	I	O	P
A	G	S	D	F	T	I	G	E	R
G	I	M	S	E	A	L	H	L	J
C	R	O	C	O	D	I	L	E	X
K	A	N	*	L	Z	Z	*	P	H
C	F	K	V	B	N	A	M	H	I
*	F	E	Q	W	E	R	R	A	P
T	E	Y	Y	U	I	D	O	N	P
P	D	O	L	P	H	I	N	T	O



# A MAGIC SQUARE

□ Whale  
Seal

□ Giraffe  
Monkey

□ Elephant  
Hippo

3.

- Herbivores eat only plants.
- Carnivores eat meat from animals.
- Omnivores eat meat and plants – usually fruits and vegetables.






*Your next task is: to divide the animals you've found at the magic square into three groups: herbivores, carnivores and omnivores.*

Herbivores	Carnivores	Omnivores

<b>Herbivores</b>	<b>Carnivores</b>	<b>Omnivores</b>
<b>Giraffe</b>	<b>Seal</b>	<b>Lizard</b>
<b>Monkey</b>	<b>Dolphin</b>	
<b>Elephant</b>	<b>Whale</b>	
<b>Hippo</b>	<b>Crocodile</b>	
	<b>Tiger</b>	



*▣ The animals at the zoo should be healthy and happy. On the card there is some food. You'll divide this food into two groups: food for herbivores and carnivores. There is some extra food, the animals shouldn't eat, you'll write them into the 3rd column. You use all words.*



shutterstock

Mango, banana, cheese, meat,  
carrot, chocolate, fish, chicken  
sugar, apple, grass, onion.



Herbivores

Carnivores

Extra





**Herbivores**

**Carnivores**

**Extra**

**Mango**

**meat**

**cheese**

**banana**

**fish**

**chocolate**

**carrot**


**chicken**

**sugar**

**apple**

**onion**

**grass**



▣ Continue our journey at the zoo. The animals like to eat and sleep there. But they can have a lot of fun. What can the animals do at the zoo? You should match the funny activities and their descriptions.

▣ Use Present Continuous Tense

▣ am/is /are + Ving

5.



B)




1. clap at lunchtime  
2. have lunch  
3. have a bath  
4. play with a ball  
5. catch a fish  
6. climb trees



E)




- 
- ▣ *Continue our quiz.*
  - ▣ *The animals at the zoo can climb trees, clap at lunchtime, have a bath, etc.*
  - ▣ *Now let's see what animals at the zoo are cleverest, biggest, fattest or funniest.*
  - ▣ *Read the questions and choose the right answer.*




**6.**

- ☐ 1. Who is the cleverest animal at the zoo?  
☐ a) dolphin                      b) monkey                      c) penguin
- ☐ 2. Who is the biggest animal at the zoo?  
☐ a) giraffe                      b) elephant                      c) hippo
- ☐ 3. Who is the tallest animal at the zoo?  
☐ a) crocodile                      b) giraffe                      c) kangaroo
- ☐ 4. Who is the fattest animal at the zoo?  
☐ a) seal                      b) monkey                      c) hippo
- ☐ 5. Who is the funniest animal at the zoo?  
☐ a) monkey                      b) dolphin                      c) lizard



*▣ Now let's play a little.  
Next game is  
pantomime. You should  
act or show actions of  
this animal. The other  
team should guess what  
animal it is.*



□ *When you come to the zoo, you should follow some rules. Remember the modal verb **must/ mustn't** and write – what you must do or what you mustn't do at the zoo?*

□ *You should make Zoo rules. Use the examples.*

## 8. must/ mustn't

**Example: You mustn't run in the zoo.**

1. Feed the animals.
2. Play loud music.
3. Ride a bike.
4. Leave your pets at home.
5. Put your rubbish in the bin.
6. Cry and make a noise.



## 9. RIDDLES



# 10. Make riddles yourselves

- 1. Укажите цвет.  
I am ...
- 2. Укажите размер.  
I am ...
- 3. Укажи части тела.  
I have got ...
- 4. Что умеет делать.  
can ...
- 5. Скажите, что не умеет делать.  
I can't ...

# 11. Sing the song

- When I'm at the zoo, what do I see?
- Lots of funny animals looking at me.
- I see a tall giraffe, eating from a tree.
- I see a silly monkey, laughing at me.
- I see a clever dolphin, swimming in the sea.
- I see a little seal, clapping one, two, three.
- I see a lazy lizard, sitting in the sun.
- I see a big whale, having lots of fun.
- I see a baby hippo, learning how to run.
- 17 □ And one crocodile, crying on its own!



□ Student's presentations.

- The lesson is over. Let's draw the line. What do you like most of all?
- You are really very clever and talented!
- Thank you!

