


Тема урока: «Прошедшее простое время» .


«Past Simple Tense».

Урок повторения изученного материала и расширения знаний, с применением информационных технологий.



Do not say you were doing something, but say you have done it.

Не говори, что делал, а говори, что сделал.



Цель урока (Aim of the lesson): Повторить грамматический материал, связанный с прошедшим простым временем (To revise grammar materials, connecting with Past Simple Tense)

Задачи урока (Objectives):

1. Грамматика (Grammar) : Повторить в каких ситуациях мы используем прошедшее простое время, постараться использовать его в речи. (To revise in what situations we use Past Simple Tense, try to use it in your speech).
2. Словарный запас (Vocabulary) : Оценить какие новые слова учащиеся выучили за урок (To evaluate what new words students have learned).
3. Чтение (Reading) : Закрепить умение читать для поиска определенной информации. Узнать больше о мировой музыкальной звезде (Reading for specific information. To know more about world music star).



Your own past: your first day at school.

Tell the class what you can remember.

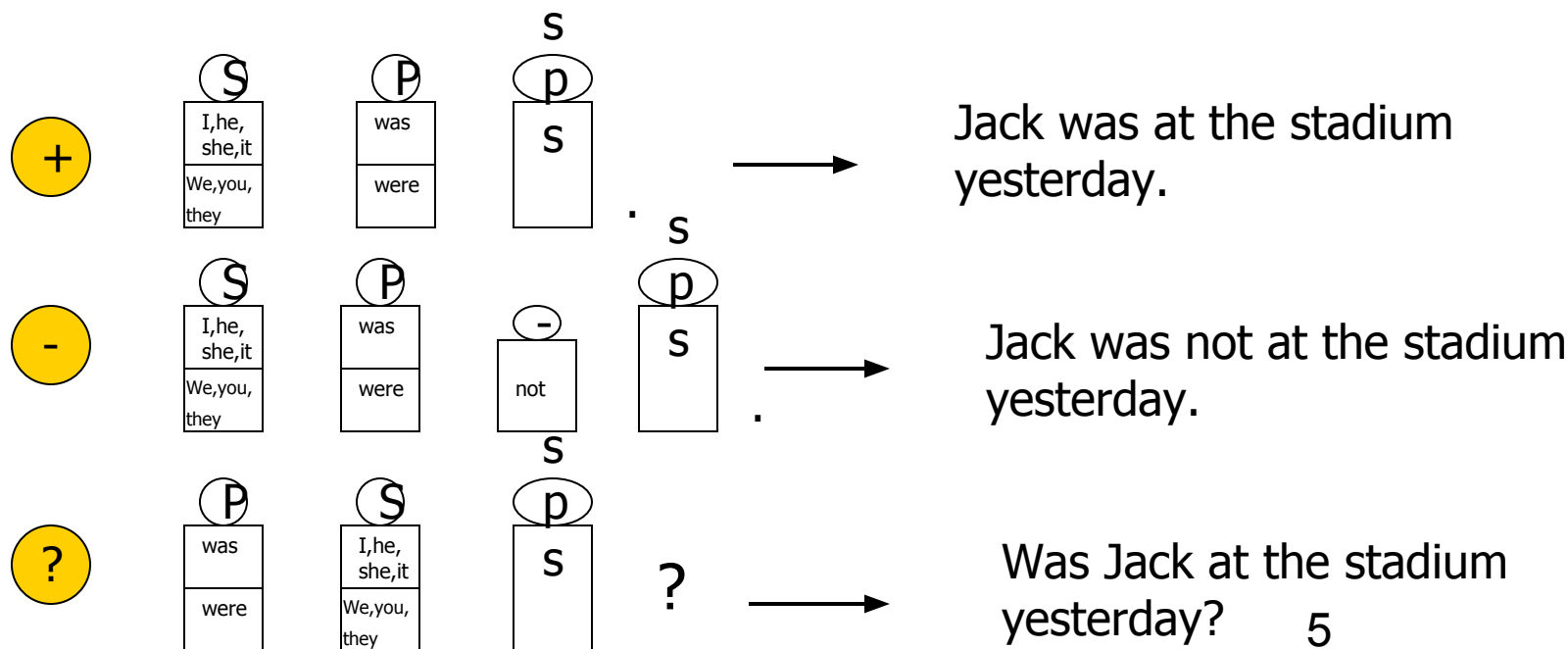
- What was the name of your first school?
 - Was it big or small?
 - Can you remember your first classroom?
 - How many children were there?
 - Who was your teacher?
 - How old were you?
- My first school was ...*
 - It was a small/big school.*
 - The classrooms were ...*
 - There were ...*
 - My teacher's name was...*
 - / was ... years old.*

«Past Simple Tense – this is...»

Простое прошедшее время используется, чтобы рассказать о чем-то, что произошло в определенное время в прошлом, например вчера, на прошлой неделе и т.д.

The past of "be" (am, is, are) is was/were.

(We do not use "did" in negatives and questions with was/were).



«Past Simple Tense – this is...»

<p>+</p>	<p style="text-align: center;">S</p> <div style="display: flex; align-items: center; justify-content: space-around;"> <div style="text-align: center;"> <p>S</p> <div style="border: 1px solid black; width: 40px; height: 40px; margin: 0 auto;"></div> </div> <div style="text-align: center;"> <p>P</p> <div style="border: 1px solid black; padding: 5px; margin: 0 auto;">Ved V2</div> </div> <div style="text-align: center;"> <p>p</p> <div style="border: 1px solid black; padding: 5px; margin: 0 auto;">S</div> </div> </div> <p>→ Ann danced at the party yesterday.</p>
<p>-</p>	<p style="text-align: center;">S</p> <div style="display: flex; align-items: center; justify-content: space-around;"> <div style="text-align: center;"> <p>S</p> <div style="border: 1px solid black; width: 40px; height: 40px; margin: 0 auto;"></div> </div> <div style="text-align: center;"> <p>V</p> <div style="border: 2px solid black; padding: 5px; margin: 0 auto;">did</div> </div> <div style="text-align: center;"> <p>-</p> <div style="border: 1px solid black; padding: 5px; margin: 0 auto;">not</div> </div> <div style="text-align: center;"> <p>P</p> <div style="border: 1px solid black; padding: 5px; margin: 0 auto;">V</div> </div> <div style="text-align: center;"> <p>p</p> <div style="border: 1px solid black; padding: 5px; margin: 0 auto;">S</div> </div> </div> <p>→ Tom did not dance at the party.</p>
<p>?</p> <p>Общий вопрос</p>	<p style="text-align: center;">V</p> <div style="display: flex; align-items: center; justify-content: space-around;"> <div style="text-align: center;"> <p>V</p> <div style="border: 2px solid black; padding: 5px; margin: 0 auto;">did</div> </div> <div style="text-align: center;"> <p>S</p> <div style="border: 1px solid black; width: 40px; height: 40px; margin: 0 auto;"></div> </div> <div style="text-align: center;"> <p>P</p> <div style="border: 1px solid black; padding: 5px; margin: 0 auto;">V</div> </div> <div style="text-align: center;"> <p>p</p> <div style="border: 1px solid black; padding: 5px; margin: 0 auto;">S</div> </div> </div> <p>→ Did Tom dance yesterday?</p>
<p>?</p> <p>Специальный вопрос</p>	<p style="text-align: center;">?</p> <div style="display: flex; align-items: center; justify-content: space-around;"> <div style="text-align: center;"> <p>?</p> <div style="border: 1px solid black; width: 40px; height: 40px; margin: 0 auto;"></div> </div> <div style="text-align: center;"> <p>V</p> <div style="border: 2px solid black; padding: 5px; margin: 0 auto;">did</div> </div> <div style="text-align: center;"> <p>S</p> <div style="border: 1px solid black; width: 40px; height: 40px; margin: 0 auto;"></div> </div> <div style="text-align: center;"> <p>P</p> <div style="border: 1px solid black; padding: 5px; margin: 0 auto;">V</div> </div> <div style="text-align: center;"> <p>p</p> <div style="border: 1px solid black; padding: 5px; margin: 0 auto;">S</div> </div> </div> <p>→ Where did Tom dance yesterday?</p>



From positive to negative and question.

1. He was ill yesterday.



He was not ill yesterday.



Was he ill yesterday?

2. They watched a horror film last night.



They did not watch a horror film last night.



Did they watch a horror film last night.

3. She made a cake yesterday.



She did not make a cake yesterday.

Общий
вопрос



Where did she make a cake yesterday?

Специальный
вопрос



Динамическая пауза!

Clap your hands.

1.

Clap, clap. clap your hands,
Clap your hands together.
Stamp, stamp, stamp your feet,
Stamp your feet together.

2.

Touch, touch, touch your ears,
Touch your ears together.
Touch, touch, touch your cheeks,
touch your cheeks together.


3.

Shake, shake, shake your hands,
Shake your hands together.
Smile, smile at your friends,
Let us smile together.




Look at the picture. Who is this man?





Look at this list of places. Read the story quickly and put them in the correct order. Don't worry if you don't understand everything.

1. Mississippi
2. Memphis
6. Germany
4. New York
3. Sun Records recording studio
5. Hollywood
7. Graceland



Read the text again. Choose the correct dates and match them to the places from previous task.

~~1932~~

1956

1948

1977

~~1955~~

1951

1958


1954

~~1965~~

1935

~~1980~~

~~1974~~



All is well that ends well.
Все хорошо, что хорошо
заканчивается.