

Nonfiction Text Features

Heading and Subheading

A heading is the main title of a text. A subheading appears below or within the text and tells about the main idea of one section of the text.

Insects

Butterflies

Butterflies can be lured to your yard for observation by planting flowers that like to sip from. Check out a book on butterfly gardening from your school library, or go to www.butterfly-garden.com/index.html#garden.

Illustration

A drawing that depicts something related to the text.



Before you choose a dog, answer a few questions. Why do you want a dog? How much space do you have for the dog? Will you keep it mostly outside or inside? Is there someone at home most of the time to be with the dog? How much time do you have to spend with the dog?

Table of Contents

A list of the chapters or parts of a book with page numbers, found at the front of the book.

Table of Contents

Dogs	4	Other Pets	15
Cats	8	Virtual Pets	17
Birds	10	Pet Facts	18
Reptiles	12	Appendix	21
Fish	13	Bibliography	22
Insects	14		

Photograph

A real-life image that shows someone or something related to the text.



Remember dogs can live 10–18 years. So when you make your decision about your life for this dog when you go away to college, so take time to choose well. For information, check the book's websites in the back.

Index

An alphabetical list of important topics with page numbers, found at the back of a text.

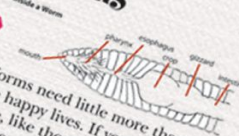
Index

Ants	14	Cats	
Bird parts	11	Chameleons	
Birds	10	Crickets	
Breed	4–7, 9	Dogs	
Butterflies	14	Fish	13
Caldecott Medal winners	91	Fleas	

Diagram

A simple drawing that shows or explains something.

Worms



Worms need little more than moist soil to live happy lives. If you use a narrow glass cage, like those used for an experiment, you can see them.

Learning objectives(s)

7.L8 understand supported narratives on a wide range of general and curricular topics

7.C8 develop intercultural awareness through reading and discussion

7.S8 recount some extended stories and events on a growing range of general and curricular topics

NONFICTION TEXT FEATURES POSTERS

These posters make a great nonfiction text features display and visual reference tool for students to use throughout the year. Just laminate, cut, and display!

***The posters also match the nonfiction text feature booklet pages!



Fiction (literature) VS Nonfiction (informational)

setting

tells a story

real or fake

problem

solution

illustrations

characters

facts

photographs

gives information

captions & labels

table of contents

main idea

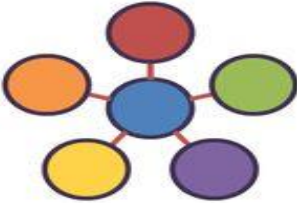

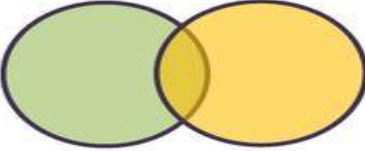
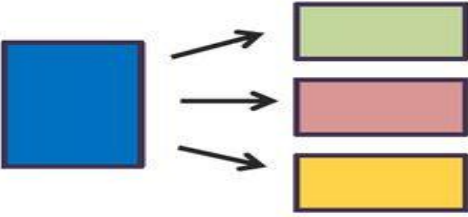

supporting details

Examples of Non-fiction Texts

- Magazines
- Books
- Posters
- Newspapers
- Teacher made books



Non-Fiction Text Structures

Text Structure	Signal Words	Visual
<i>Description</i>	<i>for example, for instance, characteristics include, specifically, in addition</i>	
<i>Sequence & Order</i>	<i>before, in the beginning, to start, first, next, during, after, then, finally, last, in the middle, in the end</i>	
<i>Compare & Contrast</i>	<i>similar, alike, same, just like, both, different, unlike, in contrast, on the other hand</i>	
<i>Cause & Effect</i>	<i>since, because, if, due to, as a result of, so, then, leads to, consequently</i>	
<i>Problem & Solution</i>	<i>problem, issue, cause, since, consequently, therefore, as a result, because of, leads to, due to, solve, so, then</i>	

Homework :
Read one
non-fiction
text and
complete this
table

NON-FICTION

Text Features Chart

NAME:

What is the heading or main title of the passage?	List any subheadings or subtitles.
Explain how the headings and subheadings work together.	What do you already know about the topic?
The passage will most likely be about...	The passage will teach me...