



## What to prepare before the lesson!!!

1. Laminated group info+ attendance records+students' records
2. Alphabet flower game
3. House from Green room
4. Print out ht



A close-up photograph of a bouquet of flowers. In the foreground, a large, vibrant magenta daisy-like flower with a dark center is prominent. To its right is a light pink rose with tightly curled petals. Other pink roses and green foliage are visible in the background, creating a soft, romantic atmosphere. The text "Have a good day" is written in a white, outlined, serif font across the top of the image.

Have a good day

# Pronunciation block. Speaking

**What is your name?**



























**What is your surname?**

**How are you?**

**Where do you live?**





<b>Aa</b> 	<b>Bb</b> 	<b>Cc</b> 	<b>Dd</b> 	<b>Ee</b> 	<b>Ff</b> 	<b>Gg</b> 
<b>Hh</b> 	<b>Ii</b> 	<b>Jj</b> 	<b>Kk</b> 	<b>Ll</b> 	<b>Mm</b> 	<b>Nn</b> 
<b>Oo</b> 	<b>Pp</b> 	<b>Qq</b> 	<b>Rr</b> 	<b>Ss</b> 	<b>Tt</b> 	<b>Uu</b> 
<b>Vv</b> 	<b>Ww</b> 	<b>Xx</b> 	<b>Yy</b> 	<b>Zz</b> 		

**Sing the alphabet song!**



We are the Alphabet.mp4

**ALPHABET  
SONG  
→ ABC**



№	Вукаы на доске	Страница из шпаргалочной книжки	Слова для чтения и диктанта	Предложение для чтения	
6	<b>p</b> <b>s</b>	<b>it</b>	pit sit	sit on a pit	
7	<b>r</b> <b>z</b>	<b>ip</b>	zip rip	zip and rip	
8	<b>p</b> <b>w</b> <b>f</b>	<b>in</b>	pin win fin	a pin with a fin	
9	<b>b</b> <b>w</b> <b>p</b>	<b>ig</b>	big wig pig	a pig in a big wig	

<b>pit</b>		<b>pin</b>		<b>bib</b>
	<b>rip</b>		<b>hip</b>	
<b>zip</b>		<b>sit</b>		<b>fin</b>
	<b>big</b>		<b>kit</b>	
<b>win</b>		<b>pig</b>		<b>wig</b>
	<b>dip</b>		<b>kid</b>	



# Build a house.




## Home, sweet home!

You can write your additional sample text here.





Checking up the  
home task



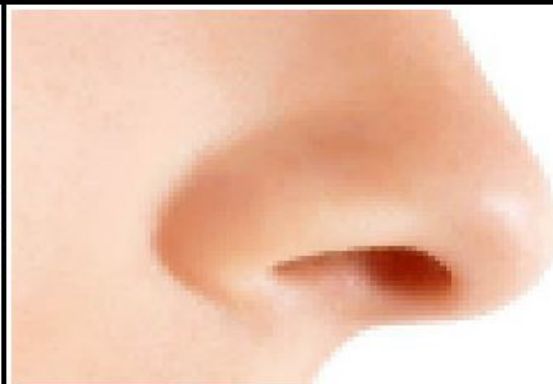
**head**



**ears**



**eyes**



**nose**



elbow



hand



leg



foot





mouth



arm



5

# Is that you, Grandma?



1. head



2. ears



3. eyes



4. nose



5. mouth



6. arm



7. elbow



8. hand



9. leg



10. foot

1. 18 Listen to the words.

2. Find the hidden elephant.

3. 19 Listen to the dialog.

A: Touch your ears.

B: OK.

4. 20 Sing the *Body Song*.



18. Äîðïæêà 18.mp3








elbow




19. Äîðîæêà 19.mp3









20. Äïðîæèà 20.mp3



(Получают - eyes)

Draw : ears, eyes, nose, mouth, arm, elbow, hand, leg, foot.



head



# HEAD, SHOULDERS, KNEES AND TOES



11.6.2. Head Shoulders Knees and Toes New Full Song Version (1).mp4

...and EYES, and EARS, and MOUTH, and NOSE






A



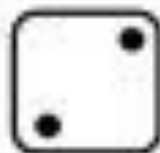
## Roll and Read



a



bat rat hat sat mat



mad dad had sad bad



can fan man ran Dan



Sam ham jam Sam bam



tap nap cap map lap




bag wag nag tag rag


# Let's watch a cartoon cartoon.



Stretched\_Out\_-\_Simon\_s\_Cat\_\_\_SHORTS\_\_78.mp







Homework for 12.11:

- 1) Copy (5B). Name the parts of the face, draw the face (family or friends).

Unit 5 (Is that you, Grandma?) (Скажи и нарисуй лица)

Homework 5B (B)



Touch the... (Коснись...)

Open the... (Открой...)

Close the... (Закрой...)

-Touch your ears. (Коснись своих ушей.)

-O.K. (Хорошо.)



Head - голова

ears - уши

eyes - глаза

nose - нос

mouth - рот