

Цель урока: повторение (Module 5)

Задачи:

- 1) повторить название месяцев, образование дат в англ. языке;
- 2) закрепить лексику по теме «Чувства»;
- 3) повторить формы (утвердит., отрицат.) глагола «to be» в Past Simple

Today it is the 8th of April.
Wednesday

Answer the questions!

Hello!

How are you?

What's the weather like today?

What **date** is it today?

What **day** is it today?

Повторим звуки!

[æ] angry, **J**anuary

[ɑ:] **a**re, **M**arch

[əʊ] **O**ctober **N**ovember

[dʒ] **j**ump, **J**anuary, **J**une, **J**uly

Listen (гиперссылка на аудио, надо нажать на listen) and repeat

January [ˈdʒænjʊəri]

February [ˈfebrʊəri]

March [mɑ:tʃ]

April [ˈeɪprəl]

May [meɪ]

June [dʒu:n]

July [dʒu(:)'laɪ]

August [ˈɔ:gəst]

September [sep'tembə]

October [ɒk'təʊbə]

November [nəʊ'vembə]

December [di'sembə]

Read

January ['dʒænjʊəri]

February ['febrʊəri]

March [mɑ:tʃ]

April ['eɪprəl]

May [meɪ]

June [dʒu:n]

July [dʒu(:)'laɪ]

August ['ɔ:gəst]

September [sep'tembə]

October [ɒk'təʊbə]

November [nəv'vembə]

December [di'sembə]

Порядковые числительные

Вспомните, на какой вопрос отвечает порядковое числительное? –

Как образуются порядковые числительные? –

Какие есть исключения? –

Звук [θ]

Улыбнулись, кончик язычка между зубками, повторили [θ] (4-5 раз)

Повторили слова, четко проговаривая звук [θ]: fourth, fivth, sixth, seventth, eighth

Порядковые числительные


Повторите порядковые числительные

Cardinals [ˈkɑːdɪnlz] Количественные (сколько?)	Ordinals [ˈɔːdɪnlz] Порядковые (какой по счету, какой по порядку?)	Cardinals [ˈkɑːdɪnlz] Количественные (сколько?)	Ordinals [ˈɔːdɪnlz] Порядковые (какой по счету, какой по порядку?)
1 <u>one</u>	(the) first (1 st) [fɜːst]	20 <u>twenty</u>	(the) twentieth (20 th) [ˈtwentɪθ]
2 <u>two</u>	(the) second (2 nd) [ˈsekənd]	30 <u>thirty</u>	(the) thirtieth (30 th)
3 <u>three</u>	(the) third (3 rd) [θɜːd]	40 <u>forty</u>	(the) fortieth (40 th)
4 <u>four</u>	(the) fourth (4 th) [fɔːθ]	50 <u>fifty</u>	(the) fiftieth (50 th) [ˈfɪftɪθ]
5 <u>five</u>	(the) fifth (5 th) [fɪfθ]	60 <u>sixty</u>	(the) sixtieth (60 th)
6 <u>six</u>	(the) sixth (6 th)	70 <u>seventy</u>	(the) seventieth (70 th)
7 <u>seven</u>	(the) seventh (7 th)	80 <u>eighty</u>	(the) eightieth (80 th)
8 <u>eight</u>	(the) eighth (8 th)	90 <u>ninety</u>	(the) ninetieth (90 th)
9 <u>nine</u>	(the) ninth (9 th)		
10 <u>ten</u>	(the) tenth (10 th)	21 <u>twenty one</u>	(the) twenty-first (21 st)
11 <u>eleven</u>	(the) eleventh (11 th)	32 <u>thirty-two</u>	(the) thirty-second (32 nd)
12 <u>twelve</u>	(the) twelfth (12 th)	43 <u>forty-three</u>	(the) forty-third (43 rd)
13 <u>thirteen</u>	(the) thirteenth (13 th)	54 <u>fifty-four</u>	(the) fifty-fourth (54 th)
14 <u>fourteen</u>	(the) fourteenth (14 th)	65 <u>sixty-five</u>	(the) sixty-fifth (65 th)
15 <u>fifteen</u>	(the) fifteenth (15 th)	76 <u>seventy-six</u>	(the) seventy-sixth (76 th)
16 <u>sixteen</u>	(the) sixteenth (16 th)	87 <u>eighty-seven</u>	(the) eighty-seventh (87 th)
17 <u>seventeen</u>	(the) seventeenth (17 th)	98 <u>ninety-eight</u>	(the) ninety-eighth (98 th)
18 <u>eighteen</u>	(the) eighteenth (18 th)	99 <u>ninety-nine</u>	(the) ninety-ninth (99 th)
19 <u>nineteen</u>	(the) nineteenth (19 th)		


Назовите дату по образцу, самоконтроль

April 5 → the 5th of April


November 12 →




December 3 →




January 21 →




June 14 →



August 22 →



September 19 →



Задай вопрос и ответь по образцу

When **is** your birthday? (March, 2nd)

My birthday **is on the** 2nd **of** March.

September, 3rd

July, 31st

May, 15th

SB p.86 ex.1

Read and match, самоконтроль

1 – f

2 – c

3 – a

4 – h

5 – d

6 – b

7 – g

8 – e

Read



← sad [sæd]



bored [bo:d] →



← angry ['æŋgri]

scared [skeəd] →



← tired ['taɪəd]

hungry ['hʌŋgri] →



← happy ['hæpi]

funny ['fʌni] →



SB p.86 ex.2

самоконтроль

1 hungry

2 bored

3 scared

4 tired

PAST SIMPLE

to **be** → **was \ were**

I }
He, she, it }

was

You }
We }
They }

were

were

yesterday
an hour **ago**
two days **ago**
last Sunday
last night

SB p.86 ex.3

Прочитай слова на слайде, прочитай диалог,
вставляя формы глагола to be в Past Simple,

самоконтроль

hotel [həʊ'tel]

new [nju:]

owner ['əʊnə] хозяин

Australian [ə'streɪliən]

American [ə'merɪkən]

great [greɪt]

really ['riəli]

1 wasn't

2 was

3 weren't

4 were

5 wasn't

6 was

7 wasn't

8 was

9 wasn't

10 was

SB p.87 ex.4

Устно составь вопросы, вставив **was\were**,
подбери к вопросам ответы, самоконтроль

- 1 **Was** Paul at school yesterday? - **C**
- 2 **Were** John and Jane on holiday last week? - **D**
- 3 **Was** the food nice at lunchtime? - **A**
- 4 **Were** the shops open yesterday? - **B**

SB p.87 ex.5

Прочитай текст, вставив **was\were**,
самоконтроль

1 was

2 were

3 was

4 was

5 was

6 was

7 were

8 was

SB p.87 ex. 6

Прочитай текст еще раз (с. 87 упр. 5), ответь на вопросы, самоконтроль

- 1 Neal **was** with his friend, Peter.
- 2 They **were** in Neal's room playing.
- 3 Peter **was** the winner of the game.
- 4 There **was** a film on about clowns.

Home task

Письменно на рабочем листе (если есть возможность распечатать, то лучше сделать распечатку и писать от руки. Если принтера нет, делаем в электронном виде).

Когда будете отсылать ДЗ, просьба файл назвать «ДЗ_10.04_Фамилия (учащегося)_класс (4а или 4б).
Спасибо!

Ждем ответов не позднее 09:00 пятницы 10.04.2020

Группа ЕА: sedovakate@mail.ru

Группа ОН: olgaponrun@gmail.com