

# AUTOMATIC PUMP DOWN

## SETTING TO AUTO. PUMP DOWN



## COMPLETED





① Press **M** key twice.

② Select "**ON**" by using **▲** or **▼** key

③ Determine the "**ON**" by using **Enter** key.

④ Switch OFF and turn circuit breaker OFF.

# OPERATION

	①	②	③	④	⑤
	[Preperation] Turn on Automatic pump down.  Normal operation for 1 minute.	[ Pump down-Twice ] ②→③→②→③ Pump down start  Compressor stops at $LP \leq -55\text{kPa}$		[ Pressure equalizing ] Increase pressure to 0~300Kpa in low pressure side.	[ Termination ] EV full close  Termination  <b>GOOD</b>
COMP.	ON	ON	OFF	OFF	OFF
LSV	ON				
EV	ON	ON	ON	ON	ON (full close)
SMV	ON	ON	ON	ON	ON
ESV		ON			
DSV					
HSV				ON(1st)	
BSV					
ISV				ON(2nd)	

# AUTOMATIC PUMP DOWN

 Refrigerant collected line after automatic pump down operation

