



# **Система охорони здоров'я ІСПАНІЯ**

Бегуновська Валерія  
Корнієнко Катерина  
Легкоступ Людмила

## 2015 Most Efficient Health Care (Table)

The following table ranks countries and regions on the efficiency of their health care system based on three weighted metrics scored on a scale of 0-100: life expectancy (60%), relative and absolute health expenditure<sup>1</sup> (30% and 10% respectively). The efficiency score was the summation of three weighted scores. Ranking included countries and regions with populations of at least five million, GDP per capita of at least \$5,000 and life expectancy of at least 70 years of age as of 2013, or most recent data available<sup>2</sup>. To provide comparison, an inferred look-back measure of 2008 for the same ranked universe was calculated using the same methodology.

2015 Rank	2008 Rank	Country/Region	Efficiency Score	Life Expectancy	Relative Cost	Absolute Cost
1	1	Hong Kong	89.6	83.83	5.20%	\$1,856
2	2	Singapore	85.5	82.35	4.55	2,507
3	4	Israel	71.3	82.06	7.24	2,599
4	8	Spain	70.9	82.43	8.88	2,581
5	7	S. Korea	70	81.46	7.17	1,880
6	5	Italy	67.8	82.29	9.09	3,155
7	3	Japan	66.9	83.33	10.30	3,966
8	6	Australia	63.1	82.20	9.44	6,110
9	10	U.A.E.	62.6	77.13	3.20	1,569
10	13	Taiwan	60.4	79.90	6.62	1,350
11	9	Switzerland	59.6	82.75	11.47	9,276
12	14	Saudi Arabia	59.4	75.70	3.16	808
13	11	Sweden	58	81.70	9.71	5,680
14	15	Libya	57.8	75.36	4.30	433
15	17	Mexico	57.4	77.35	6.24	664
16	12	Norway	56.1	81.45	9.57	9,715
17	25	United Kingdom	55.9	80.96	9.12	3,598





# 17 regions

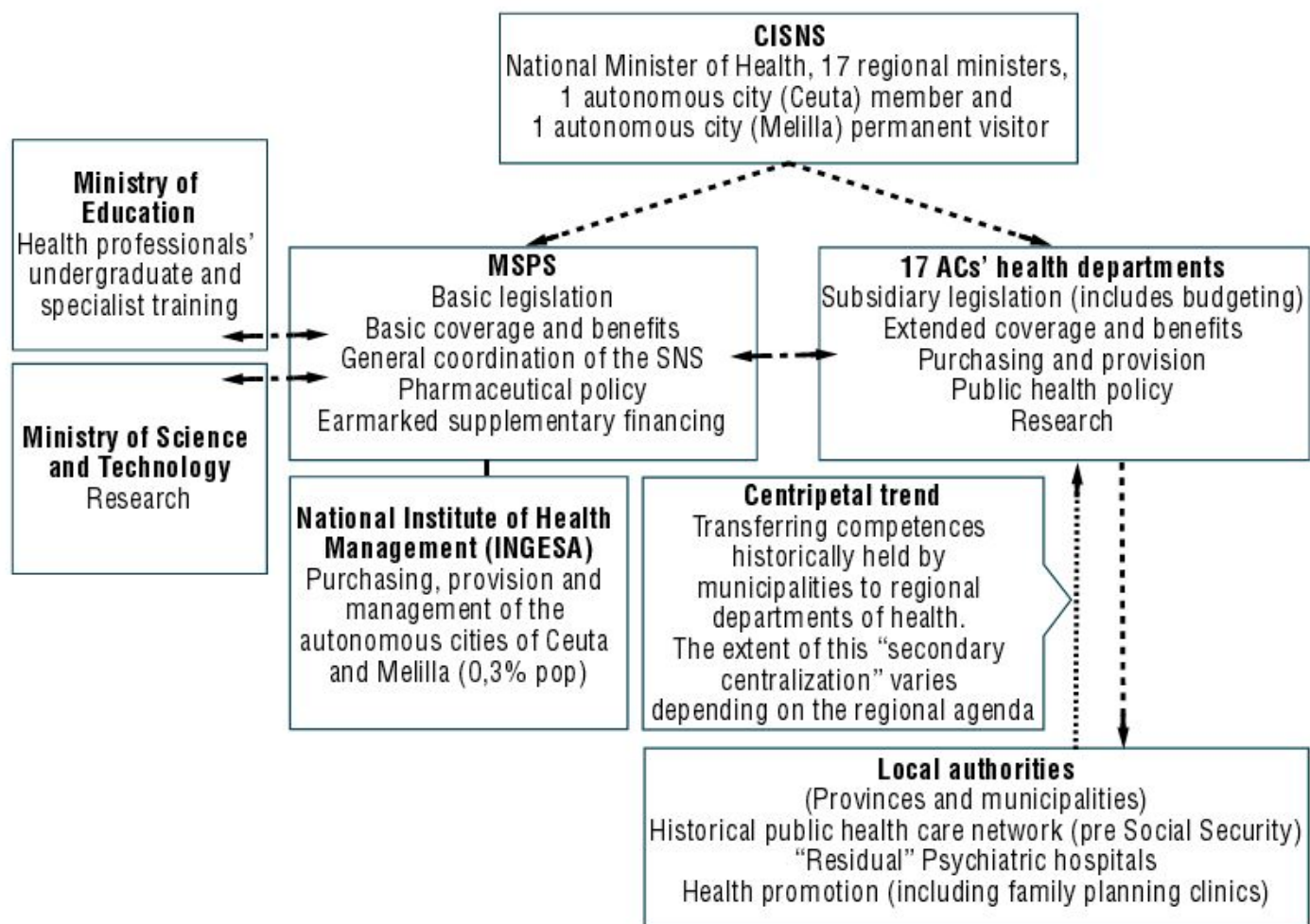





- **SNS фінансується за рахунок податків.**
- **Медична допомога надається безкоштовно.**
- **Спів-оплата медикаментів 40% за рахунок пацієнта до 65 років.**



# Структура







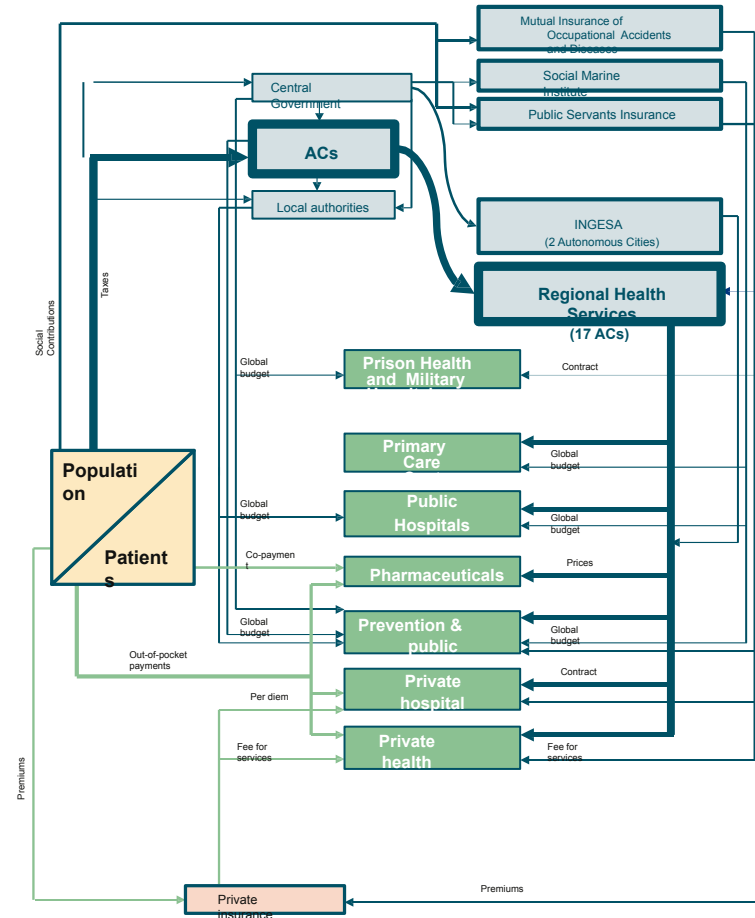
### Types of health coverage by AC (%)

	Public exclusively	Private exclusively	Both	Other situations
<b>Total</b>	<b>85.1</b>	<b>1.4</b>	<b>13.2</b>	<b>0.3</b>
Andalucía	90.8	2.3	6.6	0.4
Aragón	86.9	0.9	11.8	0.4
Asturias	86.1	0.3	13.5	0.1
Balearic Islands	74.1	0.7	25.0	0.2
Basque Country	79.5	0.6	19.9	0.0
Canary Islands	92.8	2.0	4.9	0.3
Cantabria	92.7	1.7	5.4	0.3
Castilla-León	88.8	0.7	10.4	0.1
Castilla-La Mancha	92.4	0.7	6.5	0.5
Catalonia	74.9	1.1	23.9	0.2
Extremadura	97.3	0.4	2.3	0.0
Galicia	91.1	0.3	8.5	0.0
Madrid	75.3	1.9	22.7	0.1
Murcia	91.6	2.4	5.4	0.6
Navarra	94.4	0.8	4.2	0.5
La Rioja	92.0	0.3	7.8	0.0
Valencia	88.5	1.8	8.8	1.0
Ceuta and Melilla	96.0	1.8	2.3	0.0

Source: INE 2006.

**Fig. 3.1**

Financial flows across the  
SNS



Source: OECD  
2009b.

**LOU DOBBS**  
TONIGHT

**RANKED**  
**7TH**

**81.7**  
**YEARS**

**LOU DOBBS**  
.com

**LIVE**  
**CNN**

**UPDATE** Georgia man convicted of terrorism charges



*La belleza perece en la vida pero es inmortal en el arte.*

Leonardo Da Vinci