

Imagine that you are preparing a project with your friend. You have found some interesting material for the presentation and you want to read this text to your friend. You have 1.5 minutes to read the text silently, then be ready to read it out aloud. You will not have more than 1.5 minutes to read it.

The mystery of why trees don't stop growing is still unsolved. Human beings usually stop growing sometime during their teens. Many animals reach full growth within a year. Others are fully grown in just a few years. Birds and insects also stop growing at a certain age. But trees keep growing as long as they live.

Trees live, grow, and reproduce themselves by an amazing process. The thousands of leaves put forth by the tree breathe for it and manufacture its food. Its root system gathers minerals and vast quantities of water. To carry this water to the leaves, the tree is equipped with an intricate circulation system that extends upward from the millions of root hairs through the trunk and branches. The trunk holds the leaves up to the sunlight, sends them water from the roots, and gets food back from them. Then seeds are borne in flowers or cones.

Task 1

Выполнение задания

Imagine that you are preparing a project with your friend. You have found some interesting material for the presentation and you want to read this text to your friend. You have 1.5 minutes to read the text silently, then be ready to read it out aloud. You will not have more than 1.5 minutes to read it.

The mystery of why trees don't stop growing is still unsolved. Human beings usually stop growing sometime during their teens. Many animals reach full growth within a year. Others are fully grown in just a few years. Birds and insects also stop growing at a certain age. But trees keep growing as long as they live.

Trees live, grow, and reproduce themselves by an amazing process. The thousands of leaves put forth by the tree breathe for it and manufacture its food. Its root system gathers minerals and vast quantities of water. To carry this water to the leaves, the tree is equipped with an intricate circulation system that extends upward from the millions of root hairs through the trunk and branches. The trunk holds the leaves up to the sunlight, sends them water from the roots, and gets food back from them. Then seeds are borne in flowers or cones.

Task 2

подготовка

Study the advertisement



You are considering working on a cruise ship during your summer holidays and you would like to get some more information. In 1,5 minutes you are to ask five direct questions to find out about following:

- 1) dates of departure
- 2) duration of the voyage
- 3) salary
- 4) responsibilities
- 5) working hours

You have 20 seconds to ask each question.



1. dates of departure



2. duration of the voyage



3. salary



4. responsibilities



5. working hours

Task 3

Imagine that these are photos from your photo album. Choose one photo to present to your friend.

Photo #1



Photo #2



Photo #3



You will have to start speaking in 1.5 minutes and will speak for not more than 2 minutes (12–15 sentences). In your talk remember to speak about:

- where and when the photo was taken
- what/who is in the photo
- what is happening
- why you keep the photo in your album
- why you decided to show the picture to your friend

You have to talk continuously, starting with:
"I've chosen photo number... "



You will have to start speaking in 1.5 minutes and will speak for not more than 2 minutes (12–15 sentences). In your talk remember to speak about:

- where and when the photo was taken
- what/who is in the photo
- what is happening
- why you keep the photo in your album
- why you decided to show the picture to your friend

**You have to talk continuously, starting with:
"I've chosen photo number... "**



You will have to start speaking in 1.5 minutes and will speak for not more than 2 minutes (12–15 sentences). In your talk remember to speak about:

- where and when the photo was taken
- what/who is in the photo
- what is happening
- why you keep the photo in your album
- why you decided to show the picture to your friend


You have to talk continuously, starting with:

"I've chosen photo number... "

Task 4

Study the two photographs. In 1.5 minutes be ready to compare and contrast the photographs:

подготовка




- give a brief description of the photos (action, location)
- say what the pictures have in common
- say in what way the pictures are different
- say which of the jobs in the pictures you like more
- explain why

You will speak for not more than 2 minutes (12–15 sentences). You have to talk continuously.

Task 4

выполнение
задания



- give a brief description of the photos (action, location)
- say what the pictures have in common
- say in what way the pictures are different
- say which of the jobs in the pictures you like more
- explain why

You will speak for not more than 2 minutes (12–15 sentences). You have to talk continuously.

The end of the test



You will have to start speaking in 1.5 minutes and will speak for not more than 2 minutes (12–15 sentences). In your talk remember to speak about:

- where and when the photo was taken
- what/who is in the photo
- what is happening
- why you keep the photo in your album
- why you decided to show the picture to your friend

**You have to talk continuously, starting with:
"I've chosen photo number... "**



You will have to start speaking in 1.5 minutes and will speak for not more than 2 minutes (12–15 sentences). In your talk remember to speak about:

- where and when the photo was taken
- what/who is in the photo
- what is happening
- why you keep the photo in your album
- why you decided to show the picture to your friend

You have to talk continuously, starting with:

"I've chosen photo number... "

Task 4

Study the two photographs. In 1.5 minutes be ready to compare and contrast the photographs:

подготовка




- give a brief description of the photos (action, location)
- say what the pictures have in common
- say in what way the pictures are different
- say which of the jobs in the pictures you like more
- explain why

You will speak for not more than 2 minutes (12–15 sentences).

You have to talk continuously.

Task 4

выполнение
задания



- give a brief description of the photos (action, location)
- say what the pictures have in common
- say in what way the pictures are different
- say which of the jobs in the pictures you like more
- explain why

**You will speak for not more than 2 minutes (12–15 sentences).
You have to talk continuously.**

The end of the test



You will have to start speaking in 1.5 minutes and will speak for not more than 2 minutes (12–15 sentences). In your talk remember to speak about:

- where and when the photo was taken
- what/who is in the photo
- what is happening
- why you keep the photo in your album
- why you decided to show the picture to your friend

You have to talk continuously, starting with:

"I've chosen photo number... "



You will have to start speaking in 1.5 minutes and will speak for not more than 2 minutes (12–15 sentences). In your talk remember to speak about:

- where and when the photo was taken
- what/who is in the photo
- what is happening
- why you keep the photo in your album
- why you decided to show the picture to your friend


You have to talk continuously, starting with:

"I've chosen photo number... "

Task 4

Study the two photographs. In 1.5 minutes be ready to compare and contrast the photographs:

подготовка




- give a brief description of the photos (action, location)
- say what the pictures have in common
- say in what way the pictures are different
- say which of the jobs in the pictures you like more
- explain why

**You will speak for not more than 2 minutes (12–15 sentences).
You have to talk continuously.**

Task 4

выполнение
задания



- give a brief description of the photos (action, location)
- say what the pictures have in common
- say in what way the pictures are different
- say which of the jobs in the pictures you like more
- explain why

You will speak for not more than 2 minutes (12–15 sentences).

You have to talk continuously.

The end of the test