

A decorative network diagram in the top-left corner of the slide. It features a complex web of interconnected nodes and lines. The nodes are represented by small circles, some of which are solid blue, some are solid grey, and some are hollow with a blue outline. The lines connecting them are thin and grey, creating a dense, organic structure that resembles a molecular or biological network.

Asciit

A decorative network diagram in the bottom-right corner of the slide. It features a complex web of interconnected nodes and lines. The nodes are represented by small circles, some of which are solid blue, some are solid grey, and some are hollow with a blue outline. The lines connecting them are thin and grey, creating a dense, organic structure that resembles a molecular or biological network.

Our team



Vasily Kozyrenko



Michael Morozov
(coach)



Andrey Tarusin



Andrey Stefak



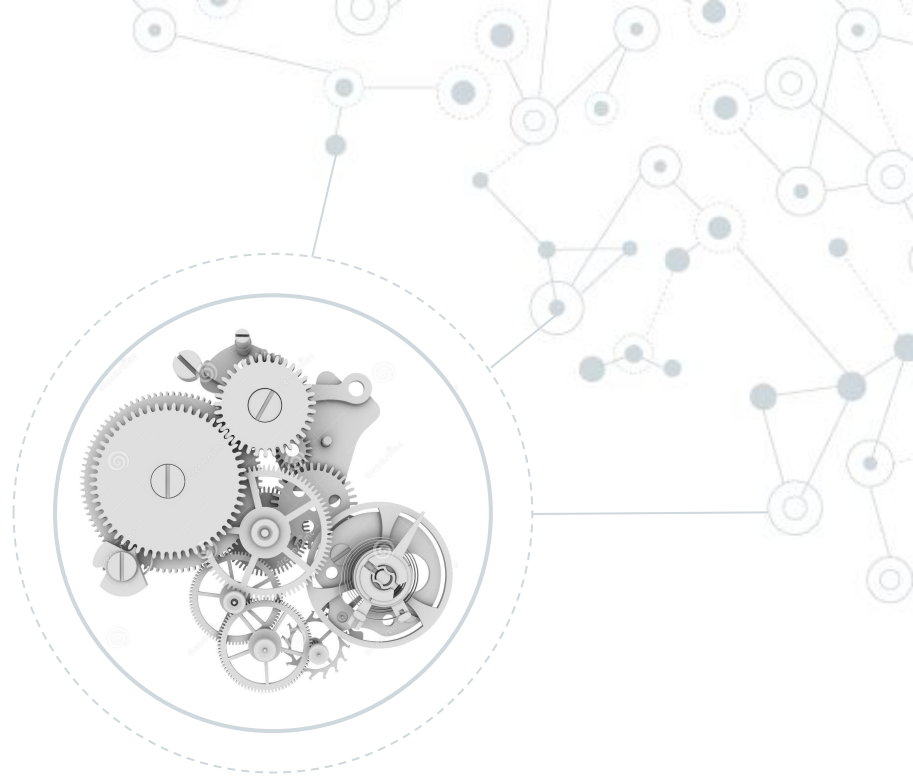
Alexey Vdovichenko
(QA)



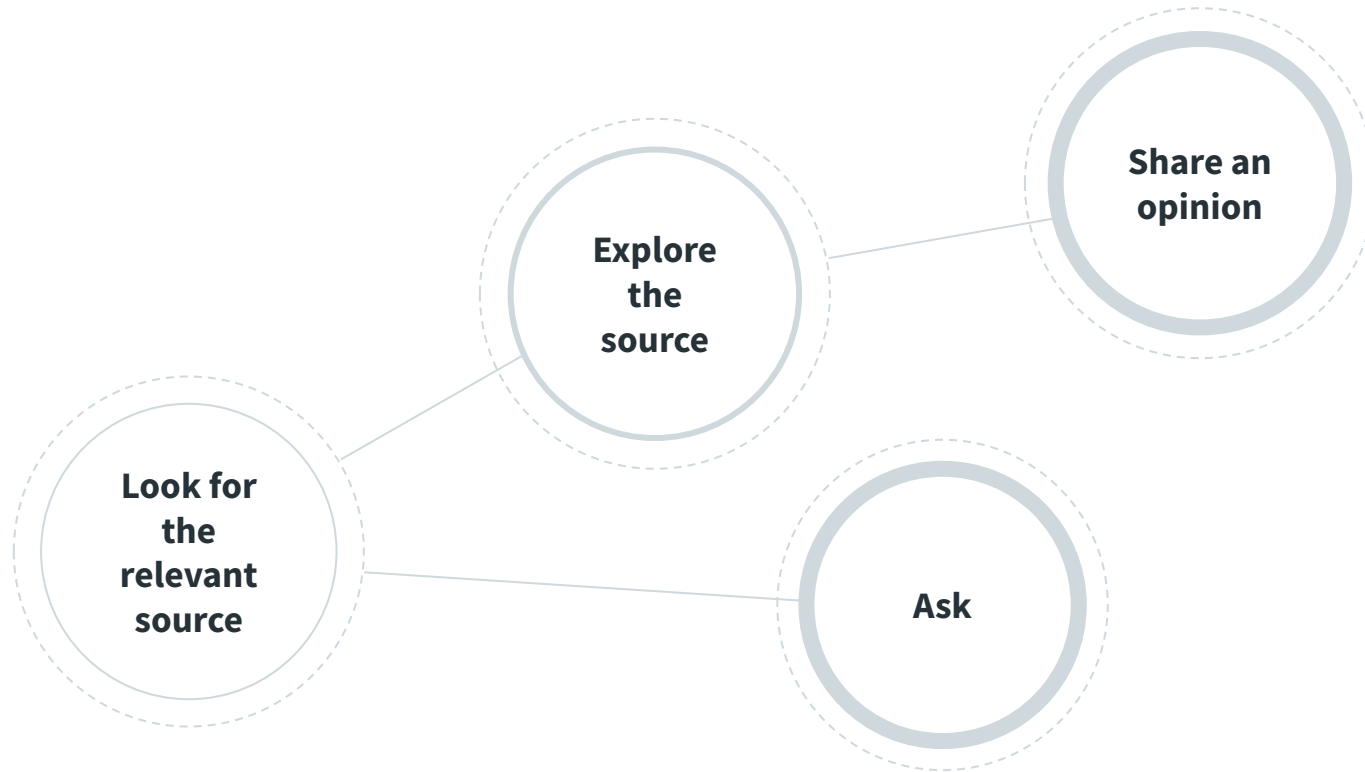
Evgeniy Tkachuk

Creating incredible solutions

Day-to-day challenges need a
continuous search for
information



What people do for searching the answer



Ask and share your expertise

Become smarter together!



Technologies



CKEditor™

A decorative network diagram in the top-left corner, featuring a complex web of interconnected nodes and lines. The nodes are represented by circles of varying sizes, some with concentric rings, and the lines are thin and grey. The diagram is partially cut off by the top and left edges of the slide.

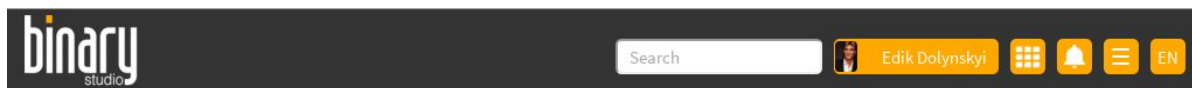
1.

Look for the relevant source

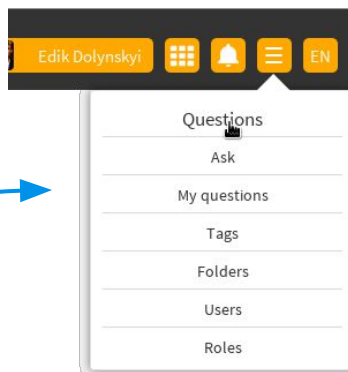
Navigation by questions

A decorative network diagram in the bottom-right corner, similar to the one in the top-left. It shows a complex web of interconnected nodes and lines, with nodes represented by circles of varying sizes and lines as thin grey connections. The diagram is partially cut off by the bottom and right edges of the slide.

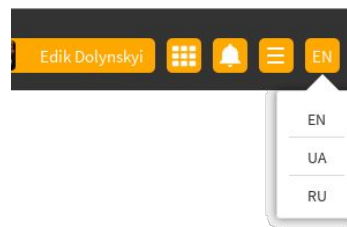
Top navigation



Header



Menu



Language

Main page


binary
studio

Search

Edik Dolynskiy

EN

Search it...



19 minutes ago 2 -2


Find timestamp for hangout and chat messages retrieved with gmail api

Ideas

While fiddling with the Gmail API, I noticed that if I don't use any filters, the Users.messages: list method also returns messages sent and received through Google Hangout or Gmail Chat. Which is very nice.

gmail-api

[Read more...](#)



20 minutes ago 1 0

What does grep do?


Ideas

Here is the description of `grep` from GNU.org:

`grep` searches input files for lines containing a match to a given pattern list. When it

ubuntu grep

[Read more...](#)



20 minutes ago 1 4

Laravel whereRaw query error

PHP

This is my MySQL query which I convert to laravel, and I'm getting below error pls advice how to fix

```
$shiftData= DB::table(DB::raw('raw('shifts')'))
```

php laravel laravel5 mysql

[Read more...](#)

Popular tags:

zend2 laravel5

function firefox

string ubuntu grep

email backbone

wordpress f3 rest

pagination gmail-api

marionette

All questions

Search by
phrase

Folder

Tags

The screenshot shows the 'binary studio' website interface. At the top, there is a search bar and a user profile for 'Edik Dolynskiy'. Below the header, a search bar is labeled 'Search it...'. A tooltip above the search bar provides instructions: 'To search by tags enter: "tag:tag title".' and 'To search by folders enter: "folder:folder title"'. The main content area displays a list of questions. The first question is titled 'Find time...' and is categorized under the 'Ideas' folder. The second question is 'What does grep do?' and is categorized under the 'Ideas' folder. The third question is 'Laravel whereRaw query error' and is categorized under the 'PHP' folder. The 'Tags' section on the right lists popular tags: zend2, laravel5, function, firefox, string, ubuntu, grep, email, backbone, wordpress, f3, rest, pagination, gmail-api, and marionette. The 'Tags' annotation points to the 'php', 'laravel', 'laravel5', and 'mysql' tags in the third question's tag list.

Search by phrase

Folder

Tags

Search it...

To search by tags enter: "tag:tag title".
To search by folders enter: "folder:folder title"

Find time...
Ideas
While fiddling with the Gmail API, I noticed that if I don't use any filters, the Users.messages: list method also returns messages sent and received through Google Hangout or Gmail Chat. Which is very nice.
gmail-api

What does grep do?
Ideas
Here is the description of `grep` from GNU.org:
`grep` searches input files for lines containing a match to a given pattern list. When it
ubuntu grep

Laravel whereRaw query error
PHP
This is my MySQL query which I convert to laravel, and I'm getting below error pls advice how to fix
`$shiftData = DB::table('DB::raw('shifts')'`
php laravel laravel5 mysql

Popular tags:
zend2 laravel5
function firefox
string ubuntu grep
email backbone
wordpress f3 rest
pagination gmail-api
marionette

List of popular
tags
(clickable)

Search by tag



Click by tag
for searching

Selected tag

binary studio

Search

Edik Dolynskiy

tag: ubuntu

7 minutes ago 1 0

What does grep do?

Ideas

Here is the description of `grep` from GNU.org:

`grep` searches input files for lines containing a match to a given pattern list. When it

John Malkovich

ubuntu grep

Read more...

8 minutes ago 3 -1

How to color the Git console in Ubuntu?

Ideas

I recently saw that the Git console in Windows is colored, e.g. Green for additions, red for deletions, etc. How do I color my Ubuntu Git console like that? To install it, I used the command:

```
$ apt-get install git-core
```

git ubuntu

Read more...

8 minutes ago 2 3

Realistic mouse movement coordinates in javascript?

JS

In javascript, is there a way I can create a variable and a function that "simulates" smooth mouse movement? i.e., say the function simulates a user starts from lower left corner of the browser window, and then moves mouse in a random direction slowly... The function would return

John Malkovich

javascript ubuntu

Read more...

Popular tags:

email node.js bootstrap html5 ubuntu rest backbone laravel laravel5 pagination .htaccess firefox f3 tlp underscore

Tags

Search by
phrase

Click to
search

The screenshot shows the 'binary studio' website interface. At the top, there is a search bar and a user profile for 'Edik Dolynskiy'. Below the header, a large search bar is labeled 'Search it...'. The main content area displays a grid of tags, each with a usage count. The 'node.js' tag is highlighted in green. The 'html5' tag is circled. At the bottom, there is a pagination control showing page 1 of 3.

Tag	Count
email	12
node.js	12
bootstrap	11
html5	11
ubuntu	10
backbone	9
laravel	9
laravel5	9
rest	9
.htaccess	8
firefox	8
f3	8
tlp	8
underscore	8
.net	7
pagination	8
phantomjs	7
jade	7
grep	7
apache	7
postgresql	7
marionette	6
yii	6
mvc	6
sorting	6
yii2	6
javascript	6
angular	6
wordpress	6
string	6

How often
this tag used

Pagination

My questions/answers

Click to view question

binary
studio

Search

Edik Dolynskiy

EN

My questions

an hour ago

1 0

100-100

John Malkovich

What does grep do?

Ideas

Here is the description of `grep` from GNU.org:

```
grep searches input files for lines containing
```

ubuntu grep

Read more...

an hour ago

2 -2

100-100

John Malkovich

Image resize while using JQuery Reflection (jsfiddle)

Ideas

I am trying to use the JQuery reflection function and I am running into some trouble. The reflection feature works fine on any image I try to add the class:

image jquery

Read more...

an hour ago

2 6

100-100

John Malkovich

Laravel returns an empty array instead of exception with status 200

PHP

I have a problem that when I query a database and get zero results, I get an empty array, though I want to throw a 'ModelNotFoundException'. Here is

My answers

an hour ago

3

100-100

John Malkovich

For question: How to color the Git console in Ubuntu?

Another way is to edit the `.gitconfig` (create one if not exist), for instance:

```
vim ~/.gitconfig
```

Read more...

an hour ago

-1

100-100

John Malkovich

For question: How to color the Git console in Ubuntu?

Add to your `.gitconfig` file next code:

```
[color]
ui = auto
```

Read more...

an hour ago

2

100-100

John Malkovich

For question: Image resize while using JQuery Reflection (jsfiddle)

It is possible, but it only works when using one percentual value for all images that you use reflect on (or you have to use ID's). Anyway, here is the u

Read more...

Click to view answer

A decorative network diagram in the top-left corner, featuring a complex web of interconnected nodes and lines. The nodes are represented by circles of varying sizes, some with concentric rings, and are connected by thin, light gray lines. The overall structure is organic and sprawling, extending from the top-left towards the center of the slide.

2.

Explore the source

Navigation by the question content

A decorative network diagram in the bottom-right corner, similar in style to the one in the top-left. It consists of a cluster of interconnected nodes and lines, with nodes represented by circles of different sizes and some having concentric rings. The lines are thin and light gray, creating a complex, web-like pattern that extends from the bottom-right towards the center.

Question page




Relative time


Tags

Question comments

Answers







8 minutes ago

Laravel whereRaw query error


PHP

This is my MySQL query which I convert to laravel, and I'm getting below error pls advice how to fix

```
$shiftData= DB::table(DB::raw('shifts'))
->whereRaw("time_sheet_id = $getTimesheet1->time_sheet_id AND user_id = $user_id->user_id")
->whereRaw("$shift_start_time BETWEEN shift_start_time AND shift_end_time OR $shift_end_time BETWEEN shift_start_time AND shift_end_time OR $shift_start_time >= shift_start_time AND $shift_end_time <= shift_end_time")
->get();
$shift_end_time = $request->input('shift_end_time');
$shift_start_time = $request->input('shift_start_time');
```

I've got QueryException in Connection.php line 651. Does anyone have an idea about it?


[Add comment](#) [Add answer](#)



8 minutes ago

You need to put your time values (16:00:00, 20:00:00) in quotes.

Answers: 1



8 minutes ago

Your sql query looks like a pseudo code
'shift start time' and 'shift end time' should be defined before sql query.
Try something like this:

```
$shift_end_time = $request->input('shift_end_time');
$shift_start_time = $request->input('shift_start_time');
```



The best answer

The screenshot shows a forum interface for 'binary studio'. At the top is a search bar and navigation icons. The main content area displays a question by Talon Fritsch: 'How to color the Git console in Ubuntu?'. The question includes a code snippet: `$ apt-get install git-core`. Below the question, there is a section for 'Answers: 1'. The first answer is by Colt Weber, marked as the 'best answer' with a green checkmark icon. The answer contains a .gitconfig file snippet: `[color]
ui = auto
[color "branch"]
current = yellow reverse
local = yellow
remote = green
[color "diff"]
meta = yellow bold
frag = magenta bold
old = red bold
new = green bold
[color "status"]
added = yellow
changed = green
untracked = cyan`. Below the answer, there is a comment by Kenneth Frami stating: 'I'm using an older version of git and setting color.ui auto did not work for me, this did. Thank you'. A blue arrow points from the text 'You'll see the best answer right away!' to the green checkmark icon.

binary studio

Search

30 minutes ago

How to color the Git console in Ubuntu?

I recently saw that the Git console in Windows is colored, e.g. Green for additions, red for deletions, etc. How do I color my Ubuntu Git console like that? To install it, I used the command:

```
$ apt-get install git-core
```

Answers: 1

30 minutes ago

Add to your .gitconfig file next code:

```
[color]
ui = auto
[color "branch"]
current = yellow reverse
local = yellow
remote = green
[color "diff"]
meta = yellow bold
frag = magenta bold
old = red bold
new = green bold
[color "status"]
added = yellow
changed = green
untracked = cyan
```

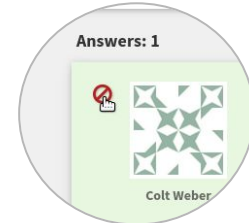
30 minutes ago

I'm using an older version of git and setting color.ui auto did not work for me, this did. Thank you

You'll see the best answer right away!



Indication on the main page



Question owner can pick/unpick answer as the best

Scroll less

Folding of more
than 2 questions

Folding of more
than 3 comments

The screenshot shows a Stack Overflow interface. At the top, a terminal snippet displays the command `$ apt-get install git-core` with tabs for 'git' and 'ubuntu'. Below this, the 'Answers: 3' section is shown. The first answer, by Alexander Hills, is highlighted with a blue arrow pointing to the 'Folding of more than 2 questions' text. This answer includes a reference to a Unix & Linux Stackexchange question and a code snippet for `color.ui`. The second answer, also by Alexander Hills, is highlighted with a blue arrow pointing to the 'Folding of more than 3 comments' text. This answer contains two comments: one by Frederik Towne asking 'Is this change persistent?' and another by Alexander Hills replying 'yes, it is persistent'. The third answer, by Rick Johnston, is at the bottom and contains a code snippet for `.gitconfig`.


```
$ apt-get install git-core
```

git ubuntu


Add comment Add answer


Answers: 3


Show another 1


 a minute ago 3
From the Unix & Linux Stackexchange question:
The `color.ui` is a meta configuration that includes all the various `color.` configurations available with `git` commands. This is explained in-depth in `git help config`.*
Add comment

Show another 2

 a minute ago
no, auto is enough.
Alexander Hills

 a minute ago
Is this change persistent?
Frederik Towne

 a minute ago
yes, it is persistent
Alexander Hills

 a minute ago -1
Add to your `.gitconfig` file next code:

```
[color]
ui = auto
[color "branch"]
current = yellow reverse
```


A decorative network diagram in the top-left corner, featuring a complex web of interconnected nodes and lines. The nodes are represented by circles of varying sizes, some with concentric rings, and the lines are thin and grey. The overall structure is organic and sprawling, resembling a molecular or biological network.

3.

Share an opinion

User actions

A decorative network diagram in the bottom-right corner, similar to the one in the top-left. It shows a cluster of interconnected nodes and lines, with nodes represented by circles of varying sizes and some having concentric rings. The lines are thin and grey, creating a complex, organic web structure.

How to say...

Open a
comment form

Or move to
the answer
form

The screenshot shows a forum post on the 'binary studio' website. The post is titled 'Realistic mouse movement coordinates in javascript?' and was made '2 minutes ago' by user 'John Malkovich'. The post content asks for a JavaScript function to simulate smooth mouse movement. Below the post are two forms: a comment form and an answer form. The comment form has a text area and a 'Save' button. The answer form has a rich text editor with various formatting tools. Annotations with blue arrows and circles highlight specific features: 'Open a comment form' points to the 'Add comment' button; 'Or move to the answer form' points to the 'Add answer' button; 'Then write a comment' is circled around the comment text area; 'Share your opinion' is circled around the answer text area; 'Vote' points to a vote button showing '1'; and a magnifying glass highlights a rating button showing '4/5' with the text 'Rating unfolds on mouse hover'.

binary studio

Search

2 minutes ago

Realistic mouse movement coordinates in javascript?

JS

In javascript, is there a way I can create a variable and a function that "simulates" smooth mouse movement? i.e., say the function simulates a user starts from lower left corner of the browser window, and then moves mouse in a random direction slowly... The function would return x and y value of the next position the mouse would move each time it is called (would probably use something like setInterval to keep calling it to get the next mouse position). Movement should be restricted to the width and height of the screen, assuming the mouse never going off of it. What I don't want is the mouse to be skipping super fast all over the place. I like smooth movements/positions being returned.

Add comment Add answer

Your comment:

Save

Answers: 0

Your answer:

B I U S

Then write a comment

Share your opinion

1

4/5

Rating unfolds on mouse hover

Vote

Rating unfolds
on mouse
hover

Editing comments and answers

Answer in editing mode

Comment in editing mode


Inline editor

Controls













I am sending a request via AJAX and want to return an error message and status. I have not modified the Handler class.

[Add comment](#) [Add answer](#)

Answers: 1



John Malkovich


B ***I*** **U** ~~**S**~~            

First you'd better remove the comment before the namespace: `#App\WriteController\MainController`

Second you can and should check if the class exists and then throw an exception manually. Depending on the PHP version you're using you should be able to do something like:

```
if (class_exists(Demo::class)) {
    $results = Demo::getRecordsByTag($tag, $limit);
} else {
    // or you can throw an exception from here
    // throw new Illuminate\Database\Eloquent\ModelNotFoundException('hello there error');
    return response()->json(['message'=>'hello there error'], 404);
}
```


[Add comment](#)



John Malkovich

9 minutes ago

thats not a namespace, thats the name of the file. The namespace is right below. Also - why should I check if the class exists? I am looking if there are any records with the parameters and want to throw an exception if the query returns 0 records like in the `->findOrFail` method.















Joesph Effertz

9 minutes ago

yeah sorry ignore the comment regarding the line above namespace, my mistake. If `Demo::getRecordsByTag()` throws an exception you should be able to catch it as long as it's of the same type `ModelNotFoundException` if the query though returns 0 you should check that and throw/return on your own.

Your answer:

B ***I*** **U** ~~**S**~~            

Adding a new question (popup form)

Add a new question

Folder: Ideas

Title: Image resize while using JQuery Reflection (jsfiddle)

Tags: jquery images

Description:

Text formatting: B I U S | | | | | | | | | |

I am trying to use the JQuery reflection function and I am running into some trouble. The reflection feature works fine on any image I try to add the class to, however, it works only if I do not modify the size of the image.

Once I try to resize the image that I am applying a reflection to, the size I try to apply to it is neglected and some of the image is cut off... I was wondering what is the correct way to resize an image that I am applying a reflection to?

Code-snippets plugins: JavaScript HTML CSS Result

```
(function(a) {  
  a.fn.extend({  
    reflect: function(a) {  
      b = a.extend({  
        height: 1 / 3,  
        opacity: 0.5  
      }, b);  
      return this.unreflect().each(function() {  
        var o = this;  
      });  
    },  
  });  
(jQuery);
```

Note: If you remove "width:50%" the reflection works fine, and the entire image displays as it should.

body p

Save

Add tags

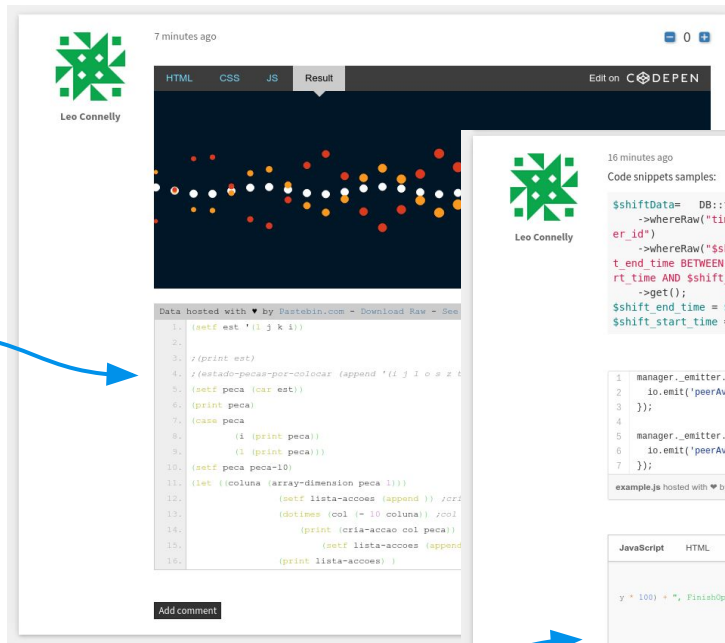
A decorative network diagram in the top-left corner, featuring a complex web of interconnected nodes and lines. The nodes are represented by small circles, some of which are larger and have concentric circles inside, suggesting different levels of connectivity or importance. The lines are thin and gray, creating a mesh-like structure.

4.

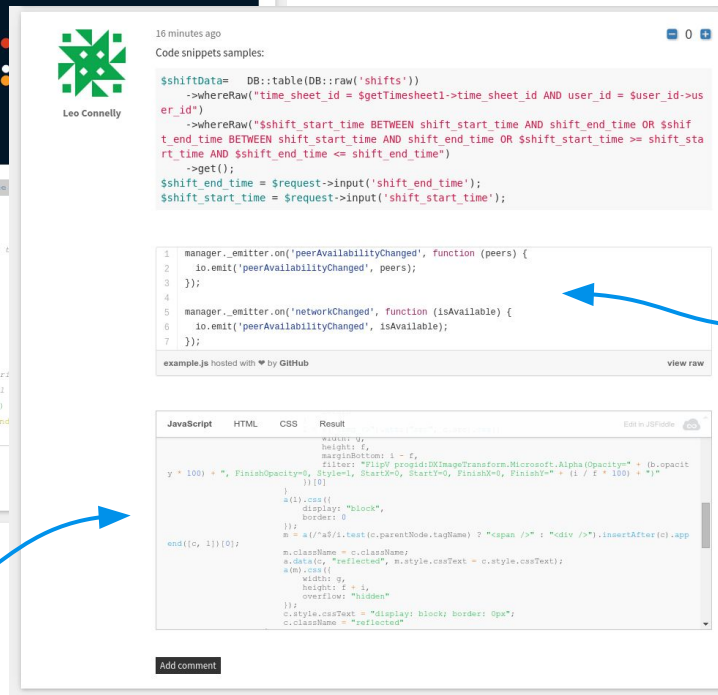
Content for questions and answers

A decorative network diagram in the bottom-right corner, similar to the one in the top-left. It shows a cluster of nodes connected by lines, with some nodes being larger and more prominent than others. The overall style is clean and modern, using a light gray color scheme.

Third-party code snippets



CODEPEN



Preview for links



Insert Link

URL

Text to display

The Link will be opened in another tab.

OK Cancel

binary studio

Search

Edik Dolynskiy

an hour ago

Find timestamp for hangout and chat messages retrieved with gmail api

Ideas

Johnathan Lesch

gmail-api

While fiddling with the Gmail API, I noticed that if I don't use any filters, the Users.messages: list method also returns messages sent and received through Google Hangout or Gmail Chat. Which is very nice.

Google Developers

Gmail API

Руководства Справочники Поддержка

ОТПРАВИТЬ ОТЗЫВ

Overview

- Users.drafts
- Users.history
- Users.labels
- Users.messages
- Обзор
- delete

Users.messages: list

The json object for a Hangout message is structured like an email (with payload, headers etc), but the only header provided is the sender. There's no information about the time the message is sent. I've looked through all other Gmail API methods (threads, history...) but none of them provides datetime information for chat messages.

Any idea if/how I could lookup a timestamp for chat/hangout messages (from within a backend process)?

Preview (clickable)

Link

Question

Click to quote
by selection

The screenshot shows a Stack Overflow interface. At the top is the 'binary studio' logo and a search bar. The main content area displays a question titled 'Realistic mouse movement coordinates in javascript?' posted 15 minutes ago by John Malkovich. The question text describes a need for a function to simulate smooth mouse movement within a browser window. A blue selection box highlights a portion of the question text, and a blue arrow points from the 'Click to quote by selection' label to this box. Below the question, there are buttons for 'Add comment' and 'Add answer'. The answer section shows 'Answers: 0' and a text area for 'Your answer:'. A blue arrow points from the 'Active relative time' label to the '11 minutes ago' timestamp of an answer by John Malkovich. The answer text reads: 'Having something smoothly follow the cursor is quite straight forward. You may be able to reverse this process to achieve what you need.' Below the answer text, the text 'What I don't want is the mouse to be skipping super fast all over the place.' is visible.

binary studio

Search

15 minutes ago

Realistic mouse movement coordinates in javascript?

JS

In javascript, is there a way I can create a variable and a function that "simulates" smooth mouse movement? i.e., say the function simulates a user starts from lower left corner of the browser window and then moves mouse in a random direction slowly... The function would return x and y value of the next position the mouse would move each time it is called (would probably use something like setInterval to keep calling it to get the next mouse position). Movement should be restricted to the width and height of the screen, assuming the mouse never going off of it. What I don't want is the mouse to be skipping super fast all over the place. smooth movements/positions being returned.

Add comment Add answer

Answers: 0

Your answer:

B I U S

Having something smoothly follow the cursor is quite straight forward. You may be able to reverse this process to achieve what you need.

11 minutes ago John Malkovich:

What I don't want is the mouse to be skipping super fast all over the place.

Active relative
time

A decorative network diagram in the top-left corner, featuring a complex web of interconnected nodes and lines. The nodes are represented by circles of varying sizes, some with concentric rings, and the lines are thin and grey. The diagram is partially cut off by the left edge of the slide.

5.

User roles

A decorative network diagram in the bottom-right corner, similar to the one in the top-left. It shows a cluster of interconnected nodes and lines, with some nodes having concentric circles. The diagram is partially cut off by the right edge of the slide.

Roles for users

User

Local role

Global role

New role

The screenshot shows the Binary Studio user management interface. At the top, there is a search bar and a user profile for Edik Dolynskyi. Below the search bar is a table of users. The table has columns for Avatar, First name, Last name, E-mail, Global role, and Local role. The 'Global role' column shows 'ADMIN' for the first user and 'USER' for the others. The 'Local role' column shows 'ADMIN' for the first user and 'USER' for the others. A dropdown menu is open for the 'Local role' of the second user, showing options: USER, ADMIN, USER, and USER. The 'ADMIN' option is highlighted. Annotations with blue arrows point to the 'User' column, the 'Global role' column, the 'Local role' column, and the dropdown menu.

Avatar	First name	Last name	E-mail	Global role	Local role
	admin	admin	admin@admin.com	ADMIN	ADMIN
	Anibal	Keeling	kunde.horacio@gmail.com	USER	USER
	Aron	Runolfsdottir	dbosco@oreilly.com	USER	USER
	Devin	Reilly	nathan.durgan@walter.info	USER	USER
	Emil	Kovacek	reba.cole@gmail.com	USER	USER
	Erik	Bode	rosenbaum.destini@borer.net	USER	USER
	Esteban	Donnelly	lindsey89@kuhn.com	USER	USER
	Gay	Mante	janiya.moore@gmail.com	USER	USER

Roles for users: mapping by global role

Global role

Local role

New role

Global role	Local role
ADMIN	ADMIN
MODERATOR	<div>USER ADMIN USER</div>
TESTER	
USER	USER

The screenshot shows the 'binary studio' user management interface. At the top, there is a search bar and a user profile for 'Edik Dolynskiy'. Below this is a table with two columns: 'Global role' and 'Local role'. The table contains four rows: 'ADMIN' mapped to 'ADMIN', 'MODERATOR' mapped to a dropdown menu, 'TESTER' (empty), and 'USER' mapped to 'USER'. The dropdown menu for 'MODERATOR' is open, showing three options: 'USER', 'ADMIN' (highlighted in blue), and 'USER'. Three blue arrows point from external labels to the table: 'Global role' points to the first column, 'Local role' points to the second column, and 'New role' points to the dropdown menu.

List of folders

The screenshot shows the 'binary studio' web interface. At the top, there is a dark header with the logo, a search bar, and user information (Edik Dolynskyy). Below the header, there is a 'Create a new folder:' form with a 'Title:' input field and a green 'Create' button. Below this form, there is a list of folders: 'Ideas', 'JS', '.NET', and 'PHP'. Each folder has a small edit/delete icon (pencil and 'x') to its right. The '.NET' folder is highlighted with a blue border and a blue circle around its edit/delete icon. A blue arrow points from the text 'Form for create folder' to the 'Create a new folder:' form. Another blue arrow points from the text 'Click to edit/delete folder' to the edit/delete icon of the 'JS' folder. A third blue arrow points from the text 'Click to update/cancel' to the edit/delete icon of the '.NET' folder. A fourth blue arrow points from the text 'Form for edit folder' to the '.NET' folder itself.


binary studio


Search


Edik Dolynskyy


Create a new folder:

Title:

Ideas 

JS 

.NET 

PHP 

Form for create folder

Click to edit/delete folder

Click to update/cancel

Form for edit folder

A decorative network diagram in the top-left corner, featuring a complex web of interconnected nodes and lines. The nodes are represented by small circles, some of which are larger and have concentric circles, suggesting different levels of connectivity or importance. The lines are thin and gray, creating a subtle background pattern.

6. Other features

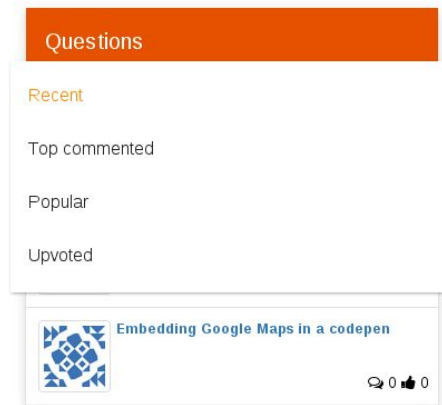
A decorative network diagram in the bottom-right corner, similar to the one in the top-left, but with a more dense and intricate structure. It features a complex web of interconnected nodes and lines, with some nodes being larger and having concentric circles, creating a subtle background pattern.

Other features

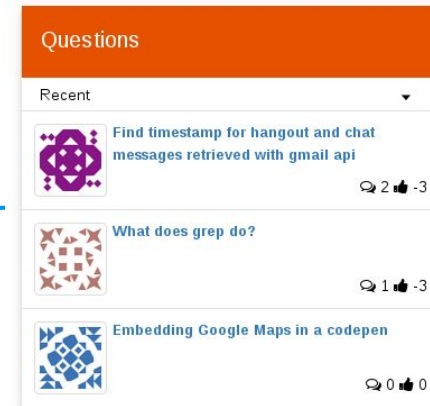
Sluggable url



Loading process



Widget

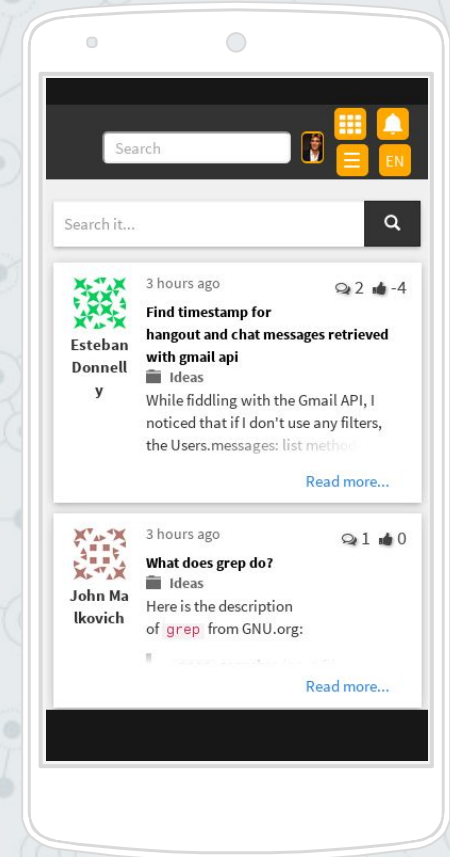
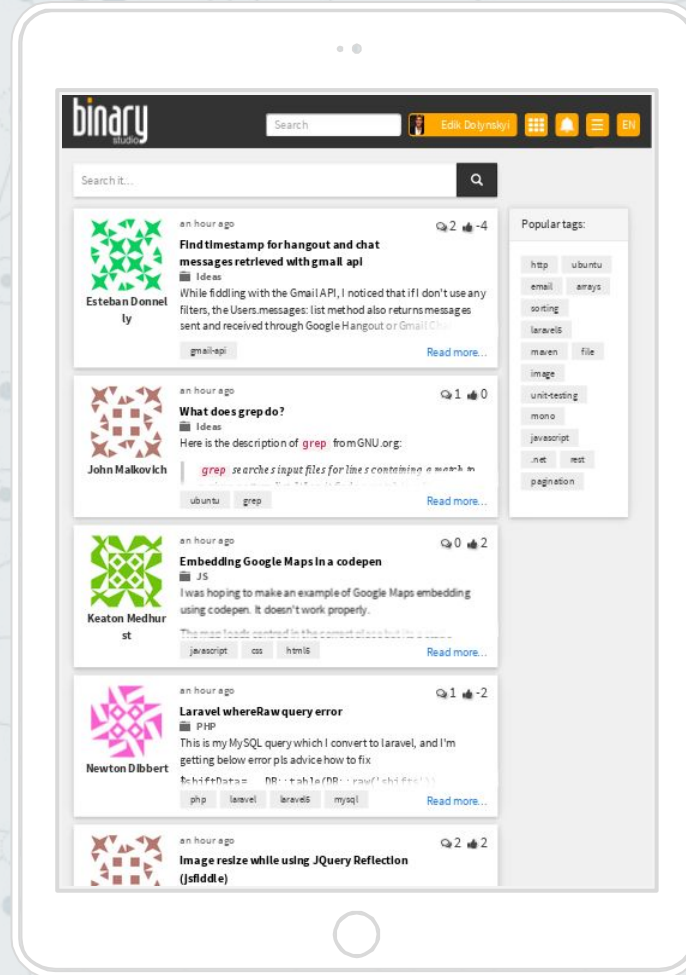
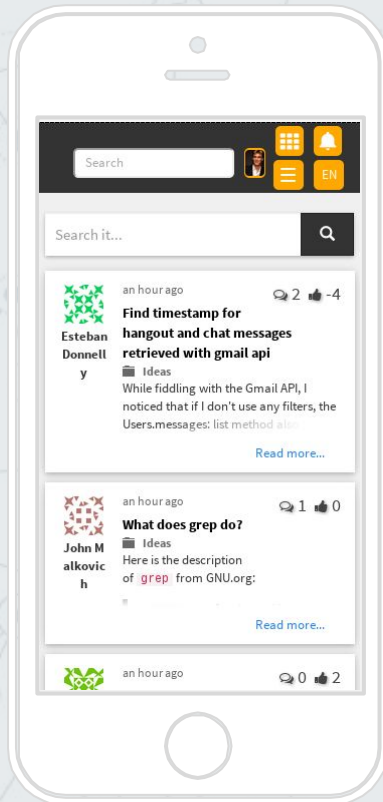


Click to change sorting

Ipad

Iphone

Android





<http://binary-studio.com>

Binary Studio Academy Portal

click to visit portal →

<http://academy.binary-studio.com>

