

# Формы глагола “To Be” в настоящем времени



Подготовила: М. Ю. Козюк

# Toys

It is a fox.

It is a box.

It is a mouse.

It is a house.

It is a ball.

It is a doll.

It is a bear.

It is a chair.

Where is my doll?


Near the ball.

Where is my bear?

It is on the chair.



Mrs Grammar







Mrs Grammar



Mrs Grammar



he

she

it




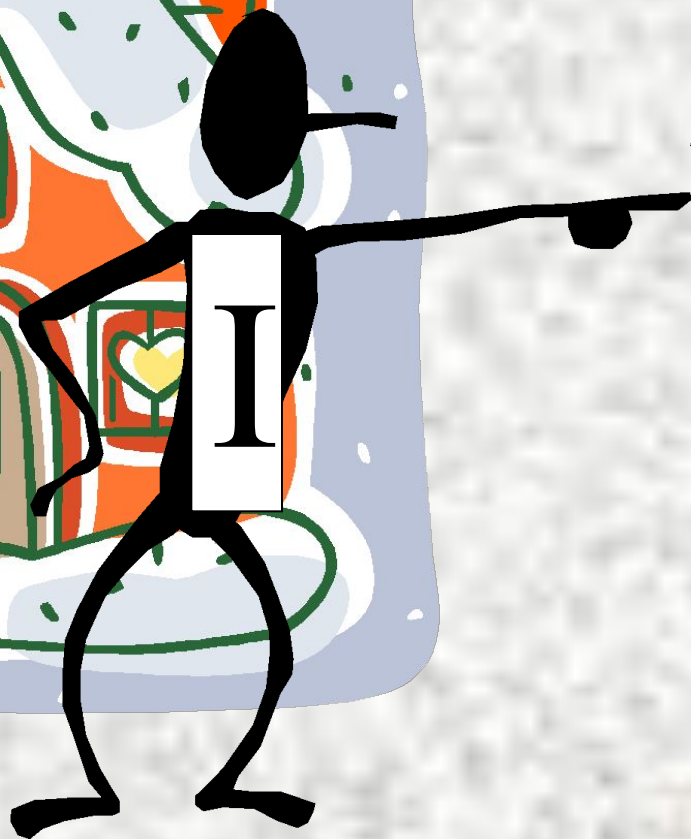
we

you

they














we

they


you


be













you

we

they



# Be

Present Simple (настоящее простое время)  
**быть, находиться, являться**

## Единственное число

I **am** (**I'm**) American. – Я –американец .  
He **is** (**He's**) Russian. - Он русский.  
She **is** (**She's**) English. - Она англичанка.  
It **is** (**It's**) Scottish. - Оно (это) - шотландское.  
(из Шотландии)



## Множественное число

We **are** (**We're**) Americans . – Мы – американцы.  
You **are** (**You're**) Russian. - Ты (Вы) - русский(-ие).  
They **are** (**They're**) English. - Они англичане.

# Fill in the blanks. Заполните пропуски.

- 1) He ... a student.
- 2) She ... a student.
- 3) I ... a student.
- 4) We ... students.
- 5) Mike and John ... students.
- 6) Ann ... a student.
- 7) They ... students.
- 8) Tony and Alison ... students.
- 9) You (one person) ... student.
- 10) You (two people) ... students.

am

is

are



I **am** from Scotland.

Я из Шотландии



I **am** from Scotland.

**Am** I from Scotland?



It **is** from England.

**Is** it from England?



They **are** from England too.

**Are** they from England too?





# Поставьте предложения в вопросительную форму.

- 1) He **is** a student.
- 2) She **is** from America.
- 3) I **am** English.
- 4) He **is** brave.
- 5) They **are** popular.
- 6) You **are** beautiful.
- 7) Linda **is** clever.
- 8) It **is** great.
- 9) They **are** from England.
- 10) I **am** a poet.
- 11) He **is** Sam.
- 12) They **are** famous.



# Домашнее задание:

Учебник: упр. 1, стр. 26  
прочитать, перевести

Рабочая тетрадь: упр. 1, 2, 3,  
стр. 16 – 18.

