

# PRESENT CONTINUOUS

Module 7

# Present Continuous Tense

Настоящее продолженное время

Употребляется, когда речь идет о действиях, происходящих **сейчас, в момент речи.**

Указатели времени:

- now – **сейчас**
- at the moment – **в данный момент**

# Образование Present Continuous

утверждение

I + am + действи  
е ing

He

She

It

+ is + действи  
е ing

We

You


They

+ are + действи  
е ing

# Правило правописания

1. глагол + -ing

jump – jumping

2. е →  е + -ing

live – living

3. глагол → 

- один слог
- краткий гласный
- в конце один согласный

 → Последняя согласная удваивается

run – running

Глагол + ing

Глагол e+  
ing

- один слог
  - краткий гласный
  - в конце согласный
- удваивается**

- sing – sing**ing**
- clap – clapp**ing**
- ride – rid**ing**
- sit – sit**ting**
- put – putt**ing**
- take – tak**ing**

# Правило чтения

n = [n]	ng = [ŋ]
green	long
ten	spring
run	king
queen	sing
pin	swing

# Образование Present Continuous

## вопрос

**Are** + You + play **ing** ?

Yes, I **am**.

Yes, We **are**.

No, I **am not**.

No, We **aren't**.

**Is** + He  
+ She  
+ play **ing** ?  
It


Yes, He/she/it **is**.

No, He/she/it **isn't**.

**Are** + They + play **ing** ?

Yes, they **are**.

No, they **aren't**.



1. Chuckles/run?

Is Chuckles running?

No, he isn't. He is climbing.

2. Nanny/paint a picture?

Is Nanny painting a picture?


Yes, she is.

3. Maya/swim?

Is Maya swimming?

No, she isn't. She is listening to music.





4. Lullu and Larry/play the piano?

Are Lullu and Larry playing he piano?

No, they aren't. They are playing a game.

5. Paco/read?

Is Paco reading?

Yes, he is.

# Homework

1. Записать схемы в тетради (вопрос + ответ)
2. Дополнительное задание:  
Сборник с. 90 – 93 № 3, 5, 6, 7, 9